

THIS DRAWING IS UNPUBLISHED.

RELEASED FOR PUBLICATION

ALL RIGHTS RESERVED.

© COPYRIGHT - By -

LOC

DIST

REVISIONS

変更

DESCRIPTION

DATE

DWN

APVD

P

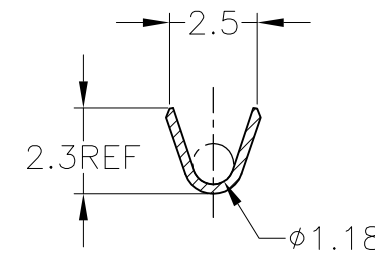
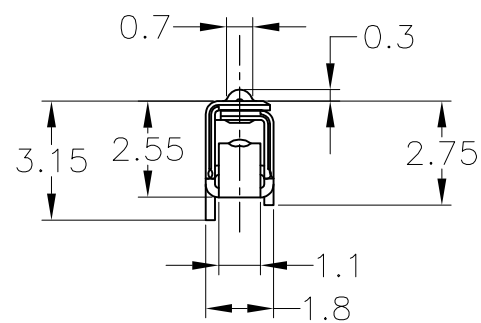
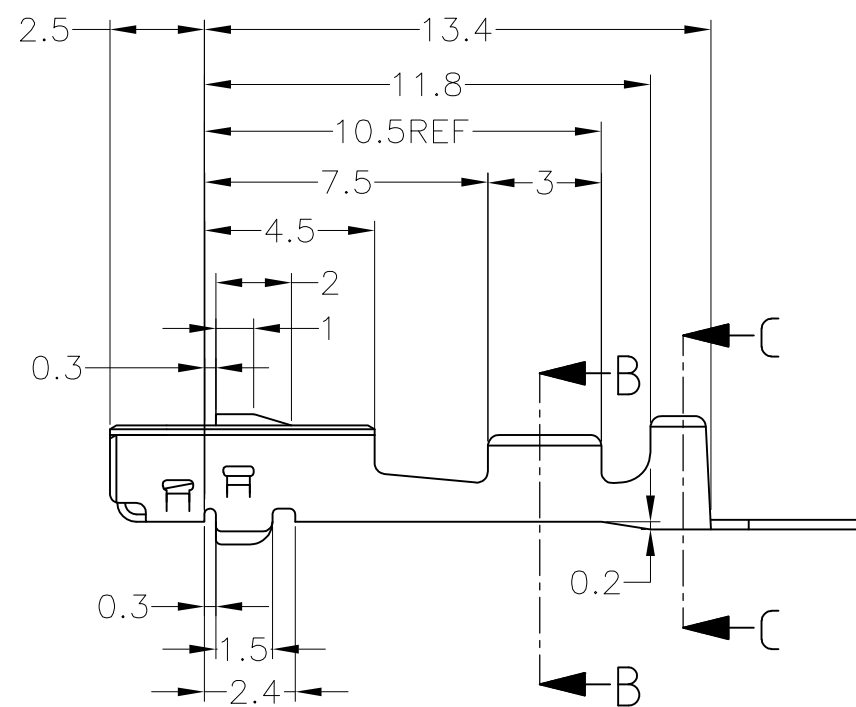
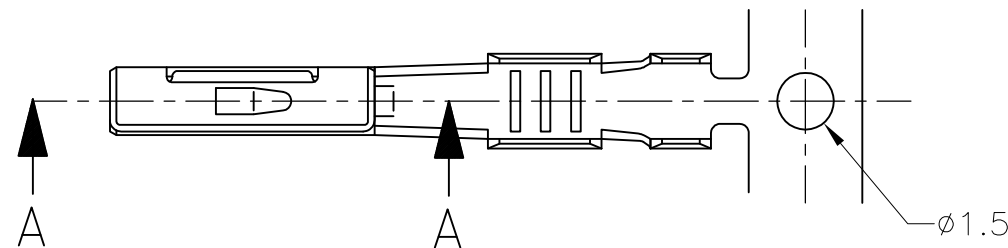
LTR

REVISED PER ECO-11-005140

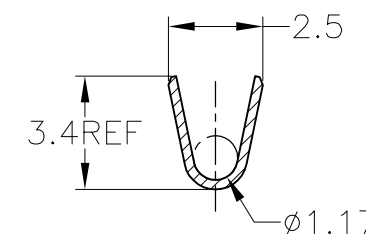
28MAR11

RK

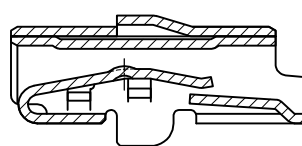
HMR



SECT. B-B

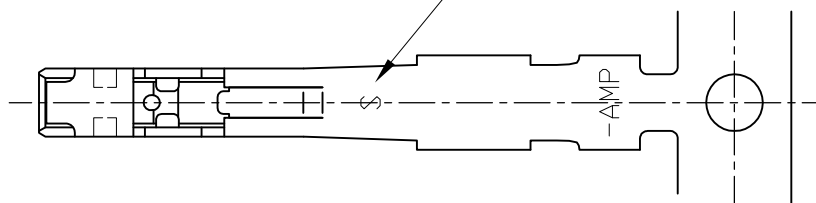


SECT. C-C



SECT. A-A

SIZE MARK



1. 適用電線 ; AVSS, CAVS, CAVUS 0.3~0.85mm²
 AVS 0.3~0.5mm²

但し、使用するコネクタによって
 適用電線が制限される場合がある


2. 取付適用規格番号 ; 114-5217

1. APPLICABLE WIRE RANGE;
 AVSS, CAVS, CAVUS 0.3~0.85mm²
 AVS 0.3~0.5mm²

BUT, AN APPLIED CONNECTOR OFTEN MAKE
 THE APPLICABLE WIRE RANGE NARROW

2. APPLICATION SPEC NO; 114-5217

SEE DRAWING 316836-2	316836-2
PRE-TIN	316836-1
FINISH	PART NUMBER

THIS DRAWING IS A CONTROLLED DOCUMENT.		DWN M.SUGAWARA 17MAY06	 TE Connectivity 040 III UNSEALED CONTACT RECEPTACLE (S) Sn			
DIMENSIONS: 単位: 耗 mm		CHK T.SHINOHARA 17MAY06				NAME K.BETSUI
TOLERANCES UNLESS OTHERWISE SPECIFIED: 一般公差		APVD 17MAY06				PRODUCT SPEC 製品規格
0 PLC ± - 1 PLC ± - 2 PLC ± - 3 PLC ± - 4 PLC ± - ANGLES ± -		APPLICATION SPEC 取付適用規格 114-5217				SIZE A3
TOLERANCES UNLESS OTHERWISE SPECIFIED: 一般公差		MATERIAL 材料 Cu ALLOY	FINISH 仕上 SEE TABLE	CAGE CODE 00779	DRAWING NO 番号 C-316836	RESTRICTED TO -
10 ≥ : ±0.2 30 ≥ > 10 : ±0.25 100 ≥ > 30 : ±0.3 ANGLE : ±3°		WEIGHT 0.27g		SCALE 尺度 5:1	SHEET 1 OF 1	REV P
CUSTOMER DRAWING						

单击下面可查看定价，库存，交付和生命周期等信息

[>>TE Connectivity\(泰科\)](#)