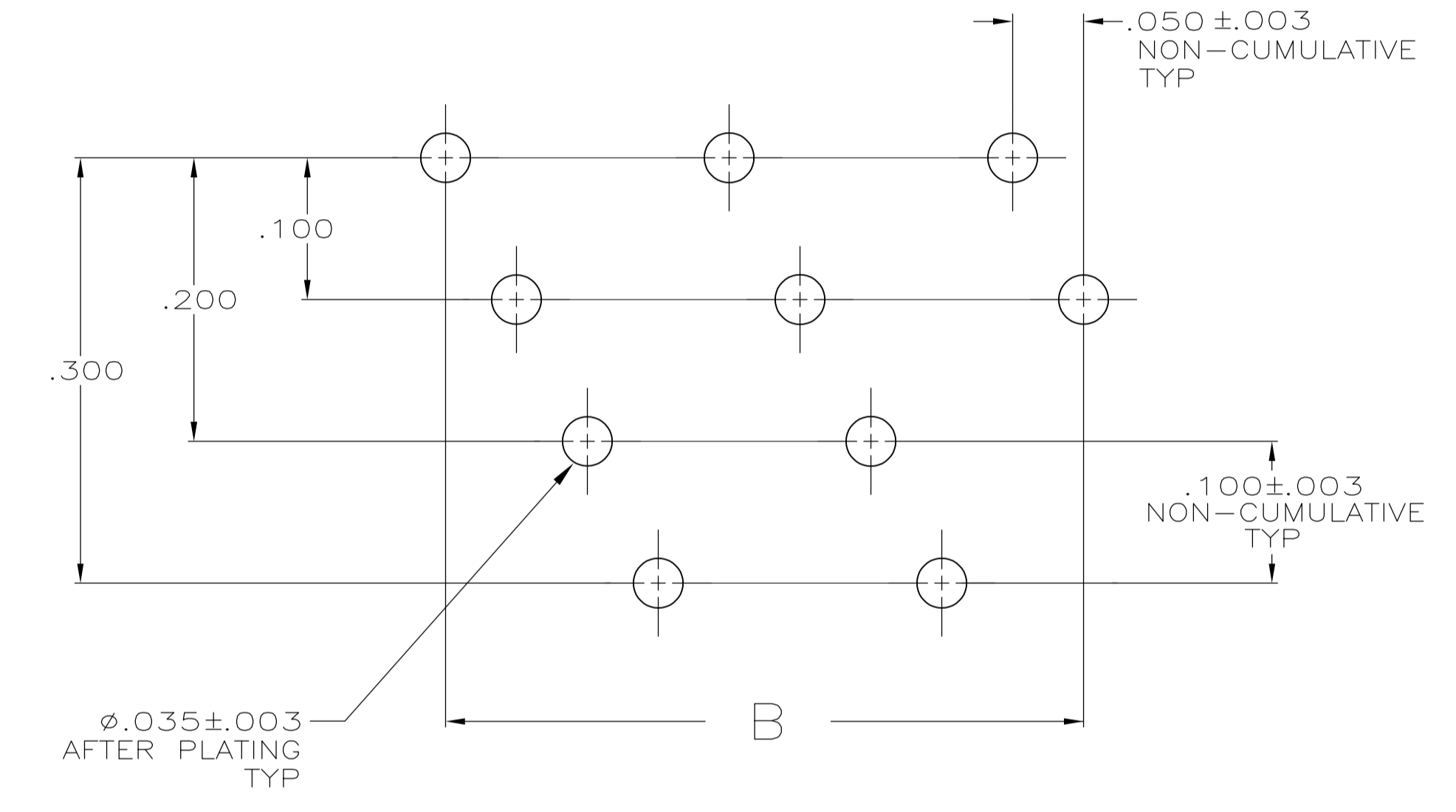
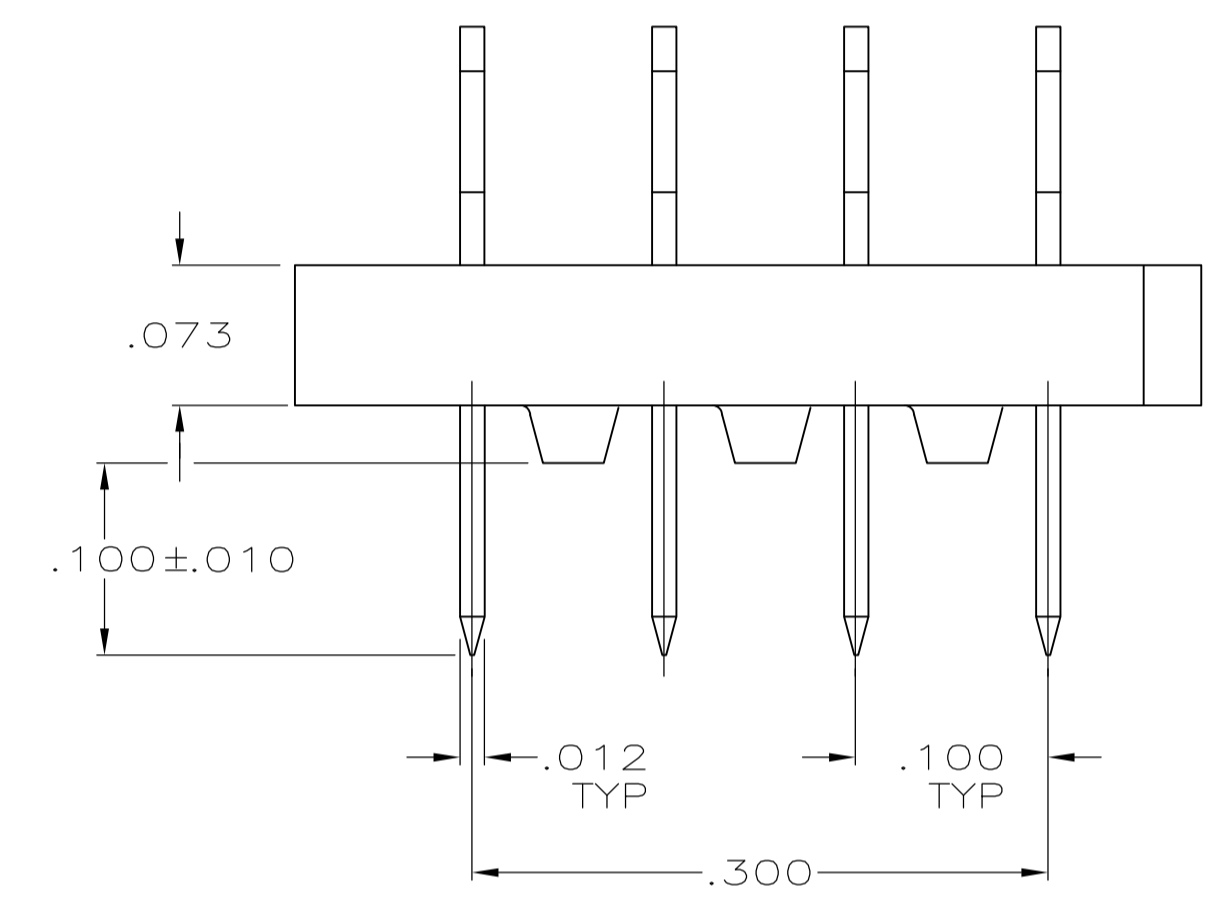
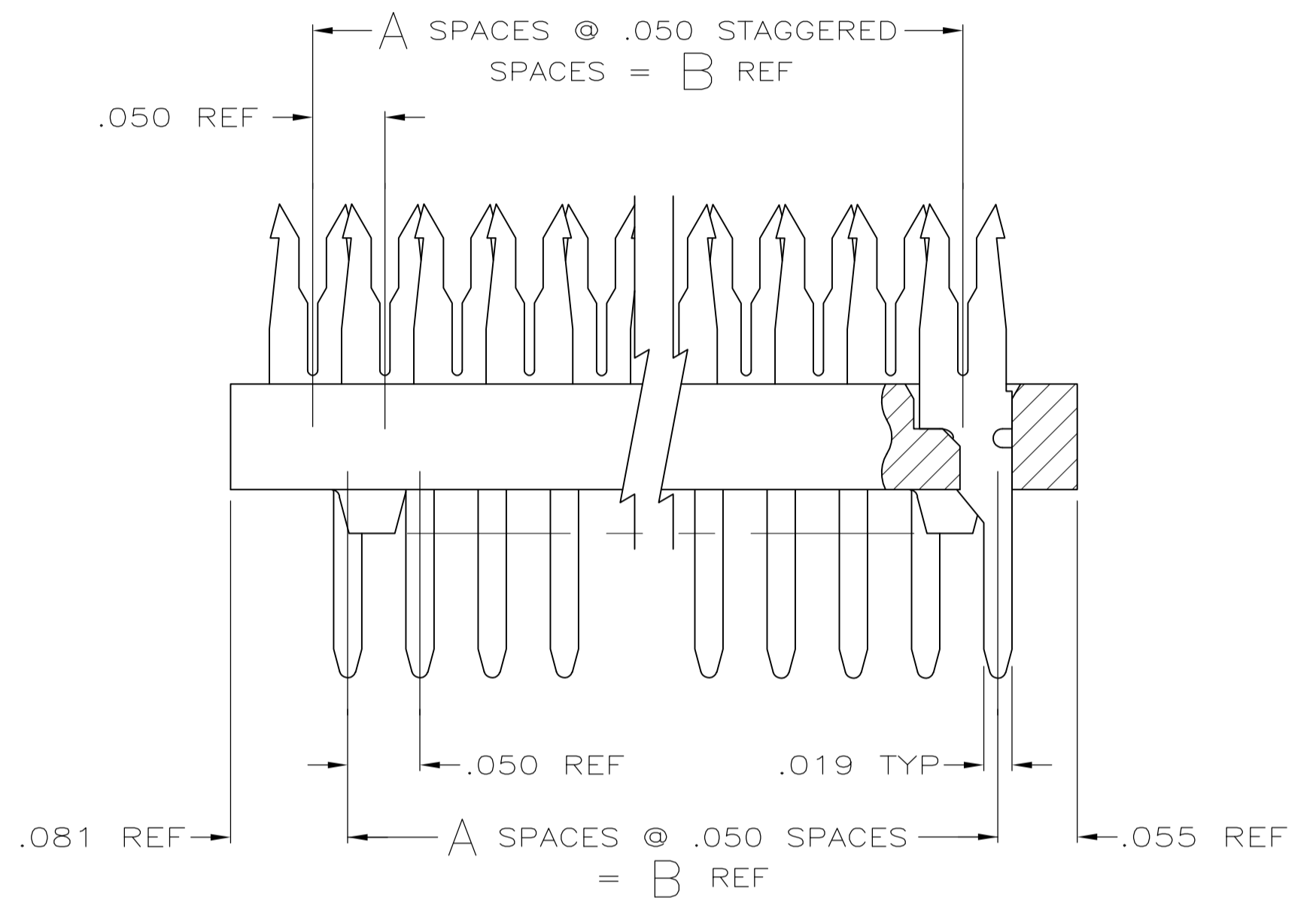


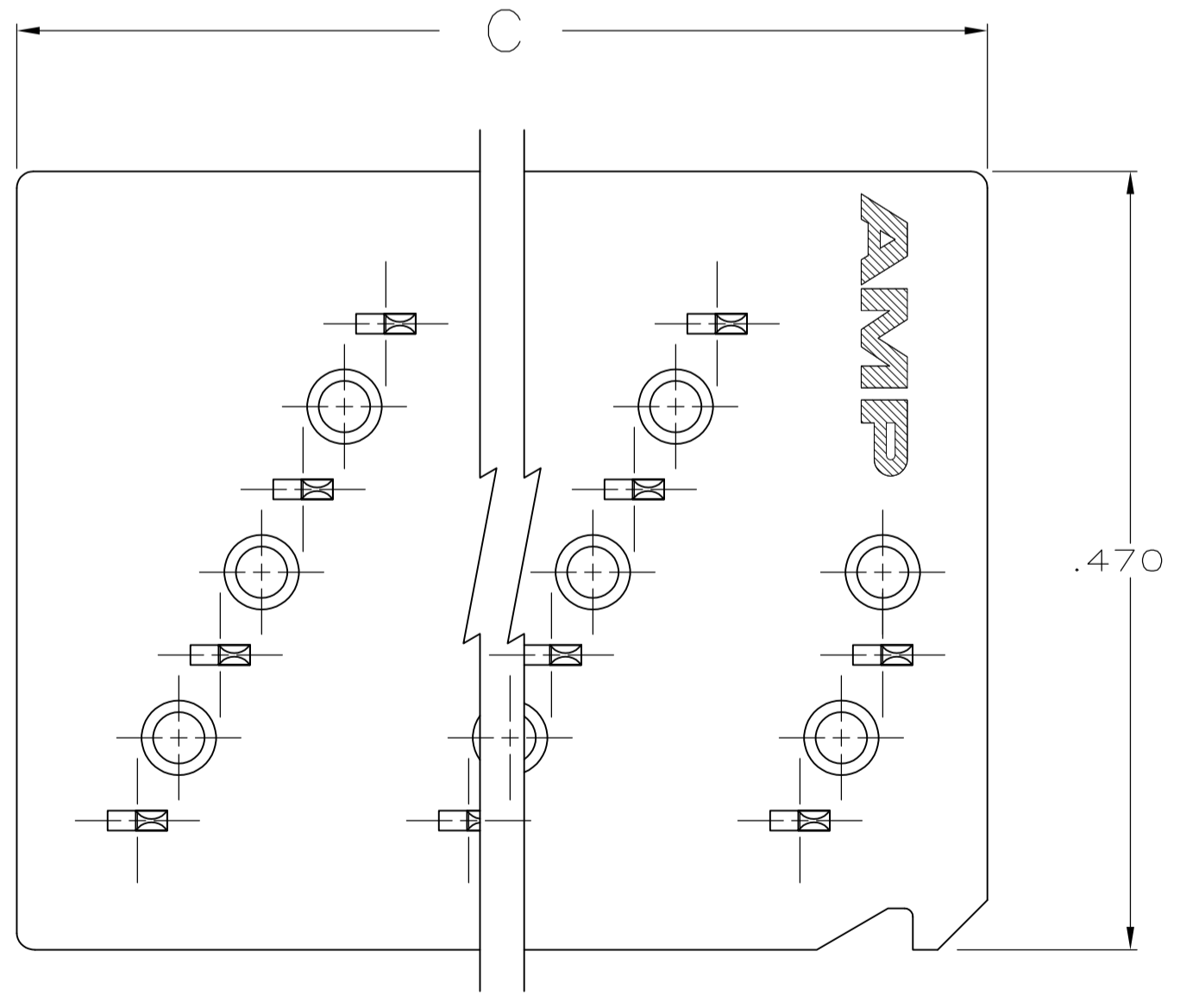
LOC	DIST	REVISIONS			
DF	FO	REV	DESCRIPTION	DATE	BY
		G	TYCO logo replaced with the AMP brand logo	28JUN2011	CCT DH

- ALL PARTS ASSEMBLED BY TYCO ELECTRONICS CORP.
- STANDOFFS: POSN 10 (8) STANDOFFS AS SHOWN.  
 POSN 14 (11) STANDOFFS, 3 PER DIAGONAL ROW.  
 POSN 18 (14) STANDOFFS, 3 PER DIAGONAL ROW.  
 POSN 22 (17) STANDOFFS, 3 PER DIAGONAL ROW.  
 POSN 26 (20) STANDOFFS, 3 PER DIAGONAL ROW.  
 POSN 30 (23) STANDOFFS, 3 PER DIAGONAL ROW.  
 POSN 34 (26) STANDOFFS, 3 PER DIAGONAL ROW.  
 POSN 38 (29) STANDOFFS, 3 PER DIAGONAL ROW.  
 POSN 42 (32) STANDOFFS, 3 PER DIAGONAL ROW.  
 POSN 46 (35) STANDOFFS, 3 PER DIAGONAL ROW.  
 POSN 50 (38) STANDOFFS, 3 PER DIAGONAL ROW.  
 POSN 54 (41) STANDOFFS, 3 PER DIAGONAL ROW.  
 POSN 58 (44) STANDOFFS, 3 PER DIAGONAL ROW.

- FLAME RETARDANT, 94 V-0 RATED, GLASS FILLED, NYLON OR POLYESTER, COLOR: BLACK.
- FINISH: BRIGHT TIN-LEAD .000100-.000200 THK OVER NICKEL .000050 MIN THK.
- FINISH: BRIGHT TIN .000100-.000200 THK OVER NICKEL .000050 MIN THK.



RECOMMENDED HOLE LAYOUT



	△5	2.586	2.450	49	50	6-111360-1
	△5	1.786	1.650	33	34	5-111360-7
	△5	1.386	1.250	25	26	5-111360-5
	△5	.786	.650	13	14	5-111360-2
	△5	.586	.450	9	10	5-111360-1
OBSOLETE	△4	2.986	2.850	57	58	1-111360-3
OBSOLETE	△4	2.786	2.650	53	54	1-111360-2
	△4	2.586	2.450	49	50	1-111360-1
OBSOLETE	△4	2.386	2.250	45	46	1-111360-0
OBSOLETE	△4	2.186	2.050	41	42	111360-9
OBSOLETE	△4	1.986	1.850	37	38	111360-8
	△4	1.786	1.650	33	34	111360-7
OBSOLETE	△4	1.586	1.450	29	30	111360-6
	△4	1.386	1.250	25	26	111360-5
OBSOLETE	△4	1.186	1.050	21	22	111360-4
OBSOLETE	△4	.986	.850	17	18	111360-3
	△4	.786	.650	13	14	111360-2
	△4	.586	.450	9	10	111360-1
	FINISH	C	B	A	NO OF POSN	PART NUMBER

THIS DRAWING IS A CONTROLLED DOCUMENT.

DIMENSIONS: INCHES	TOLERANCES UNLESS OTHERWISE SPECIFIED:	DWG: S. WELDON 23-FEB-86	CHK: W. LENKER 23-FEB-86	DATE: 24-FEB-86	NAME: M. VISSELLI
0. PLC ± -	1. PLC ± -	APPROVED: M. VISSELLI	PRODUCT SPEC	APPLICATION SPEC	SIZE: A1
2. PLC ± -	3. PLC ± .005	CONTACTS	WEIGHT: -	SCALE: 10:1	SHEET: 1 of 1
4. PLC ± -	ANGLES ± 0°30'	MATERIAL: MOLDED PARTS - △3	CUSTOMER DRAWING	REV: -	REV: -

ASSEMBLY, PADDLEBOARD, SHORT END  
 .100 LONG POSTS, FULL TIN PLATED CONTACTS  
 AMP-LATCH

STE TE Connectivity

单击下面可查看定价，库存，交付和生命周期等信息

[>>TE Connectivity\(泰科\)](#)