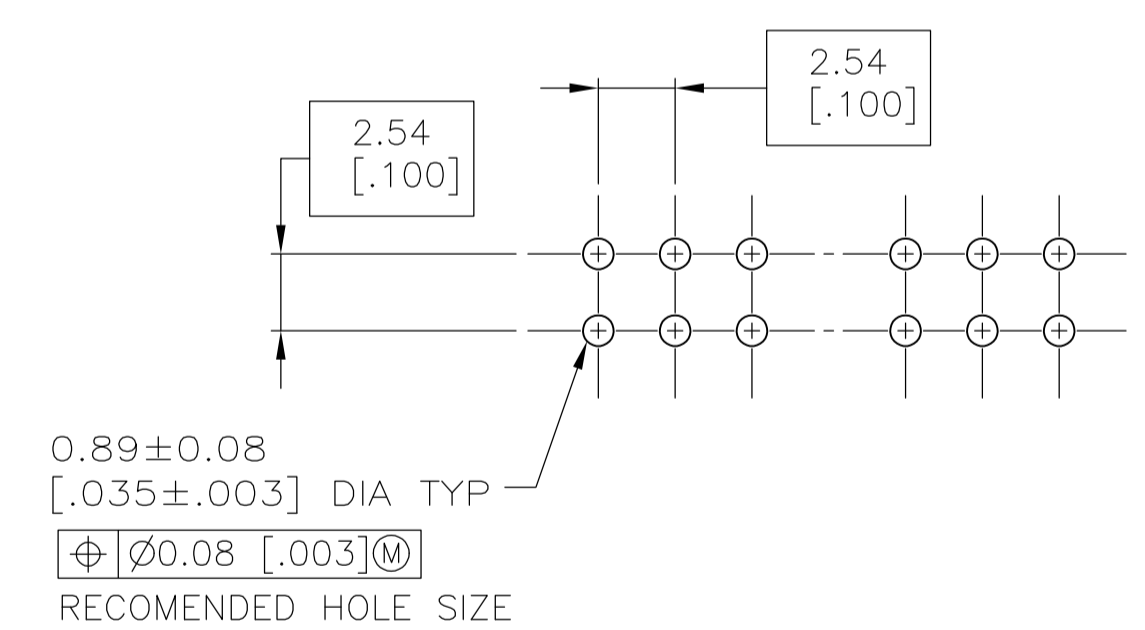
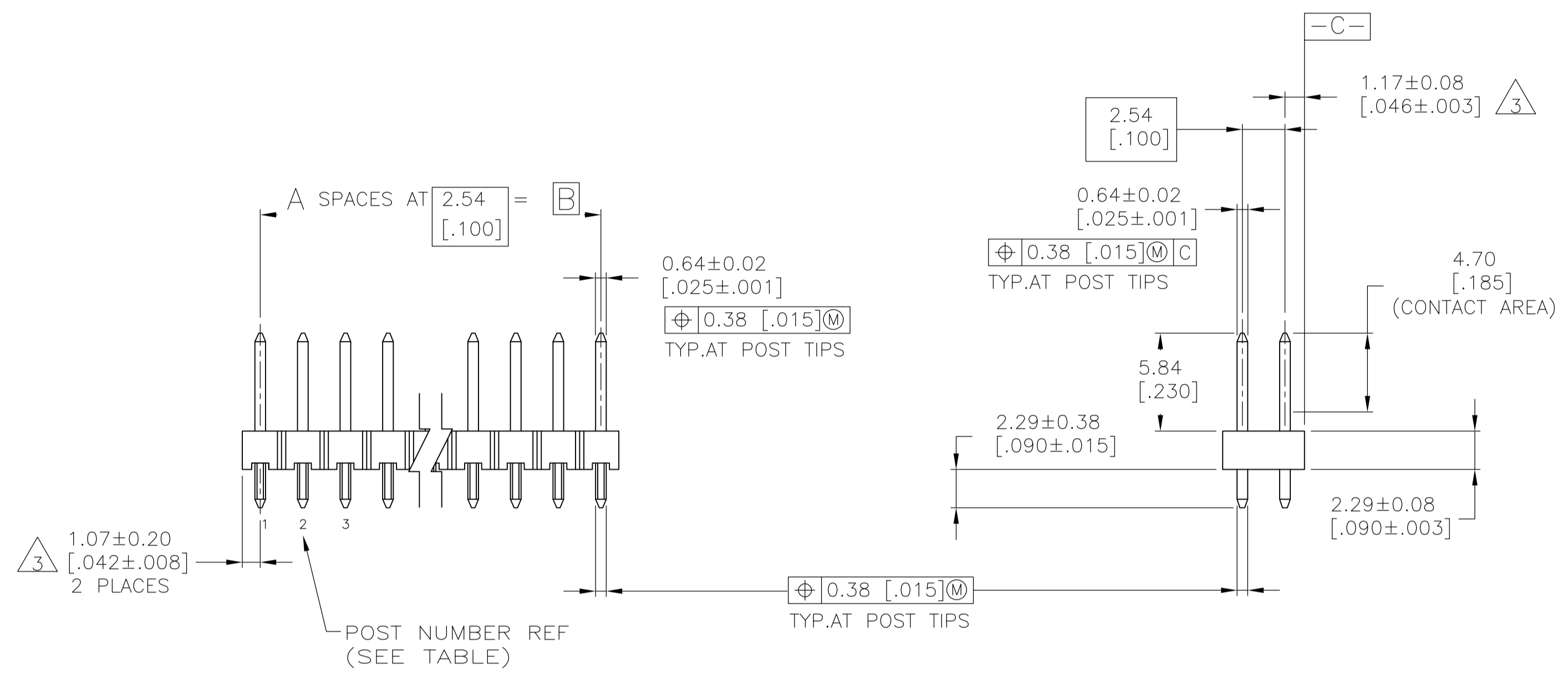
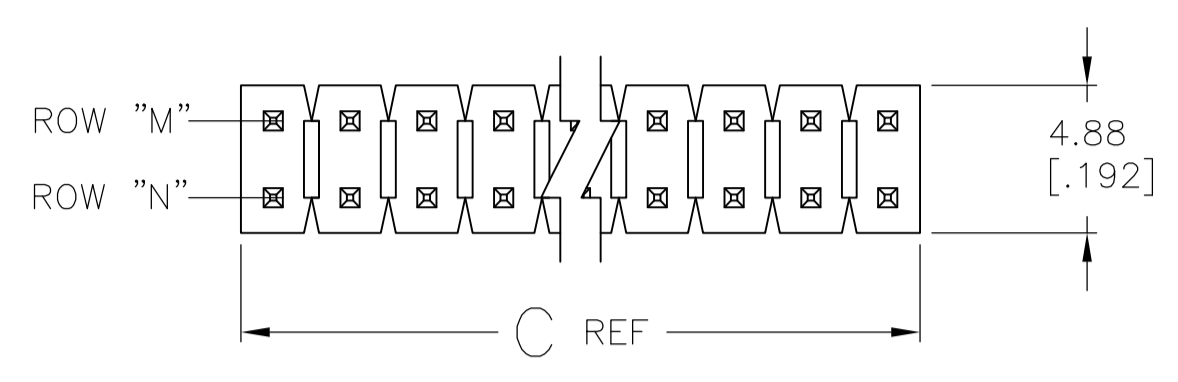


- 1 ASSEMBLY MAY BE BROKEN TO THE DESIRED NUMBER OF POSITIONS.
- 2 TRUE POSITION TOLERANCE OF THE POST TIPS APPLIES WHEN THE HEADER IS HELD FLAT AGAINST THE PRINTED CIRCUIT BOARD.
- 3 THE NOTED DIMENSIONS APPLY AT THE INTERSECTION OF THE POST AND HOUSING.
- 4 FINISH 0.00076[.000030] GOLD IN CONTACT AREA, 0.00254-0.00508 [.000100-.000200] MATTE TIN-LEAD ON SOLDER TAIL, ALL OVER 0.00127 [.000050] NICKEL.
- 5 PRELIMINARY PART - NOT RELEASED FOR PRODUCTION.
- 6 FINISH 0.00076[.000030] GOLD IN CONTACT AREA, 0.00254-0.00508 [.000100-.000200] MATTE TIN ON SOLDER TAIL, ALL OVER 0.00127 [.000050] NICKEL.
- 7 HIGH TEMPERATURE CONFIGURATION.
- 8 OBSOLETE PARTS: OBSOLETE CIS STREAMLINING PER D.RENAUD/D.SINISI



RECOMMENDED HOLE LAYOUT

REMARKS	PLATING	ROW N	ROW M	C	B	A	NO. OF ACTIVE POSITIONS	NO. OF POSITIONS	PART NUMBER	
5	7	6	NONE	1	12.30 [0.484]	10.16 [0.400]	4	9	10	5-147062-7
OBSOLETE	7	6	NONE	7	19.91 [0.784]	17.78 [0.700]	7	15	16	5-147062-3
OBSOLETE	7	6	15,16,17,18,19	15,16,17,18,19	50.39 [1.984]	48.26 [1.900]	19	30	40	5-147062-2
OBSOLETE	7	6	NONE	3	17.37 [0.684]	15.24 [0.600]	6	13	14	5-147062-1
5			2	NONE	30.07 [1.184]	27.94 [1.100]	11	23	24	147062-6
5			2	NONE	30.07 [1.184]	27.94 [1.100]	11	23	24	147062-5
5			NONE	2	19.91 [0.784]	17.78 [0.700]	7	15	16	147062-4
		4	NONE	7	19.91 [0.784]	17.78 [0.700]	7	15	16	147062-3
8 SUPERSEDED BY 5-147062-2		4	15,16,17,18,19	15,16,17,18,19	50.39 [1.984]	48.26 [1.900]	19	30	40	147062-2
		4	NONE	3	17.37 [0.684]	15.24 [0.600]	6	13	14	147062-1

THIS DRAWING IS A CONTROLLED DOCUMENT.

DIN E. BRANDBERG 27-JAN-98
 CHK J. GESFORD 27-JAN-98
 APVD J. GESFORD 27-JAN-98

STE TE Connectivity

NAME: HEADER ASSEMBLY, MOD II, BREAKAWAY, DOUBLE ROW, 100 X 100 CL, VERTICAL, .025 SQ. POSTS, SELECTIVE LOADING

PRODUCT SPEC: APPLICATION SPEC

SIZE: A1 00779 C=147062

WEIGHT: --

CUSTOMER DRAWING SCALE: 4:1 SHEET: 1 OF 1 REV: --

单击下面可查看定价，库存，交付和生命周期等信息

[>>TE Connectivity\(泰科\)](#)