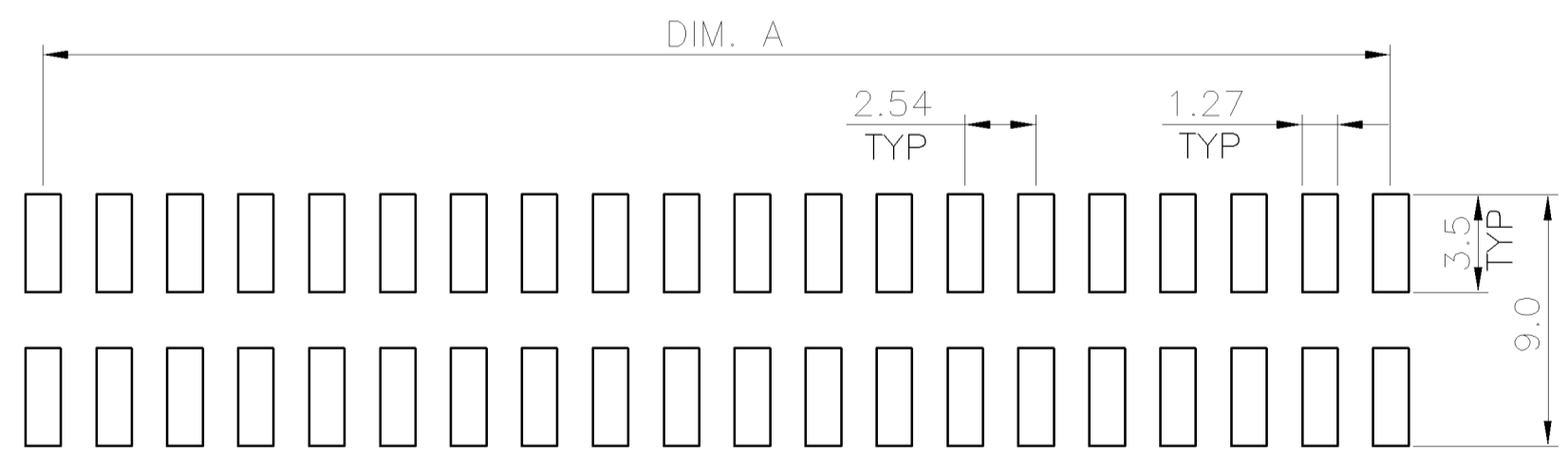
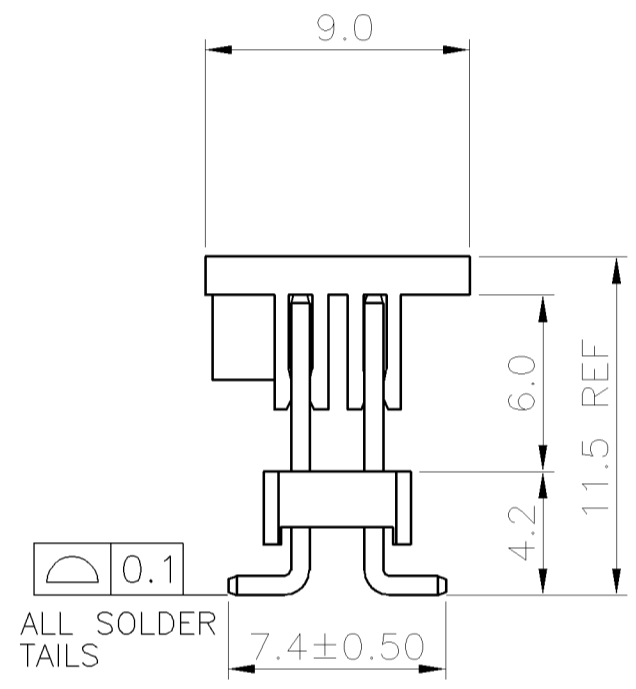
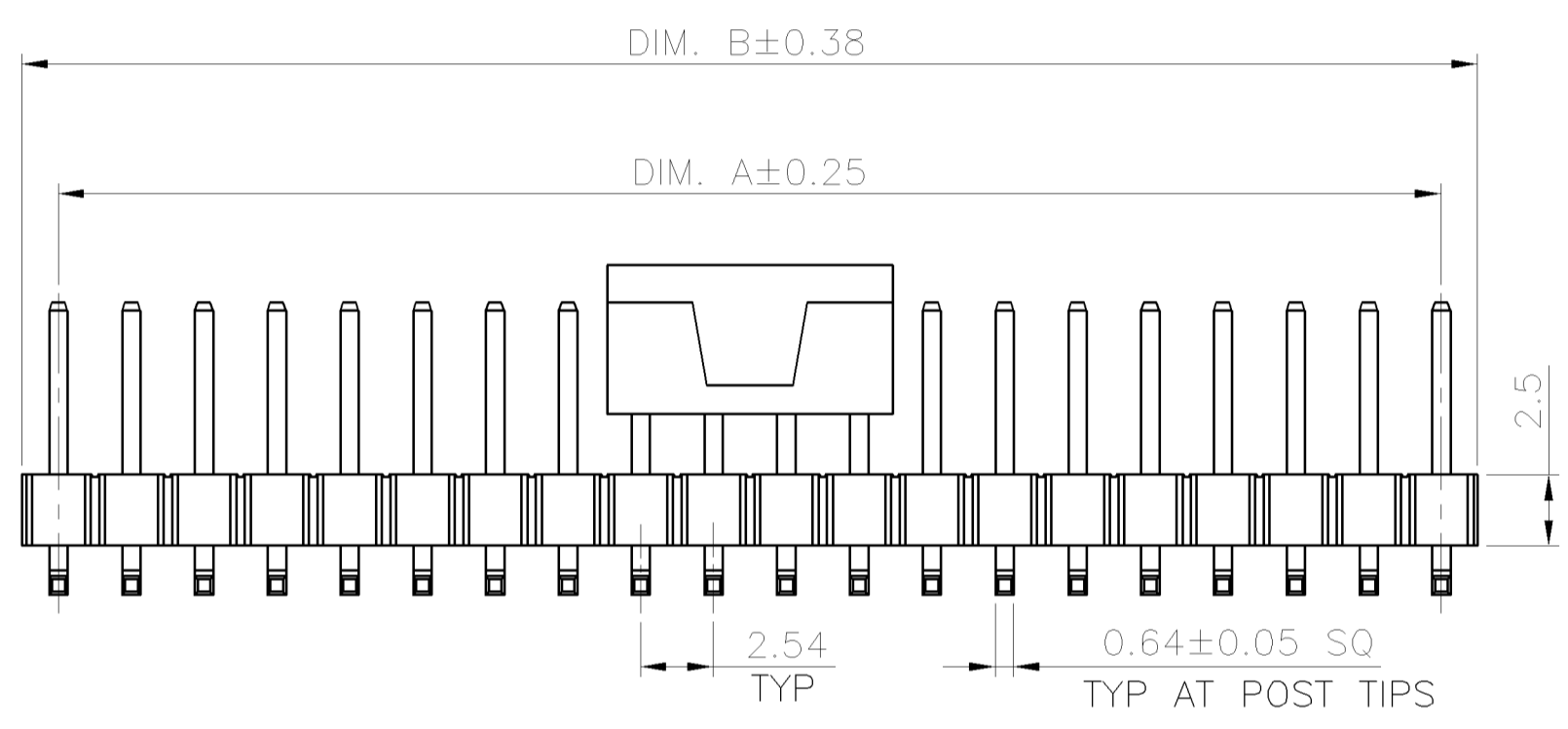
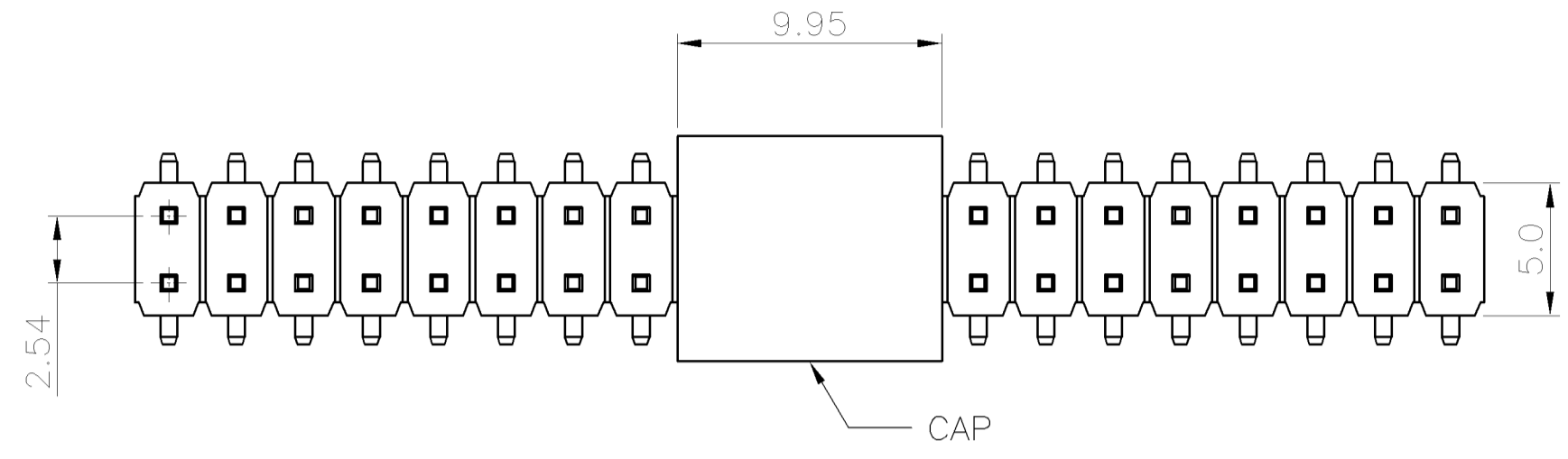


THIS DRAWING IS UNPUBLISHED. RELEASED FOR PUBLICATION  
 © COPYRIGHT BY TYCO ELECTRONICS CORPORATION. ALL RIGHTS RESERVED.

LOC	DIST	REVISIONS					
DW	—	P	LTR	DESCRIPTION	DATE	DWN	APVD
		A		FIRST RELEASED	29SEP07	HH	WK

NOTES:

- MATERIAL:  
HOUSING & CAP: PA6T WITH 30% GF, UL 94V-0, COLOR: BLACK.  
CONTACTS: BRASS.
- FINISH:  
CONTACTS: GOLD FLASH PLATED OVER  
1.27um[50u"]MIN. NICKEL PLATED ON ENTIRE POST.
- REFLOW SOLDER CAPABLE TO 260°C PER TYCO SPEC  
109-201, CONDITION B.
- NO TE LOGO AND DATE CODE ON THE PRODUCT.



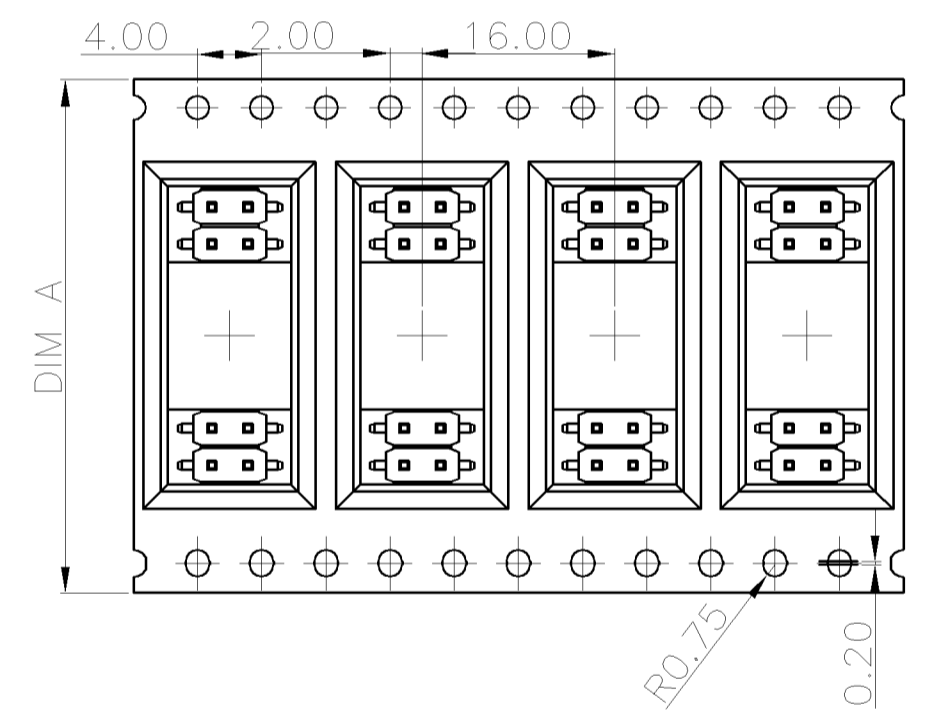
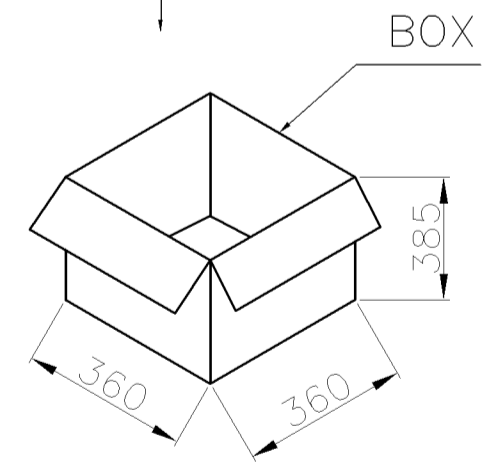
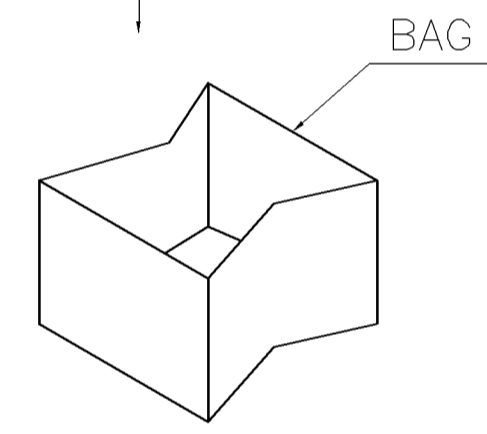
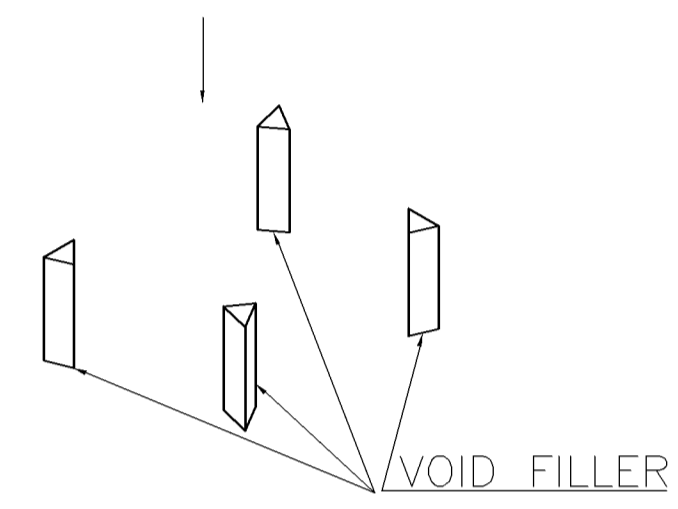
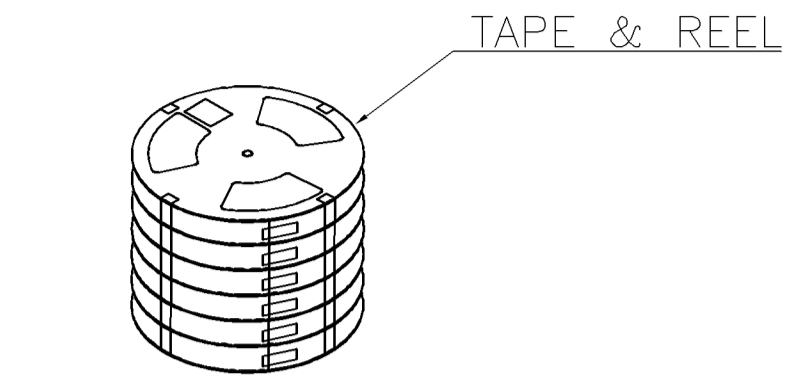
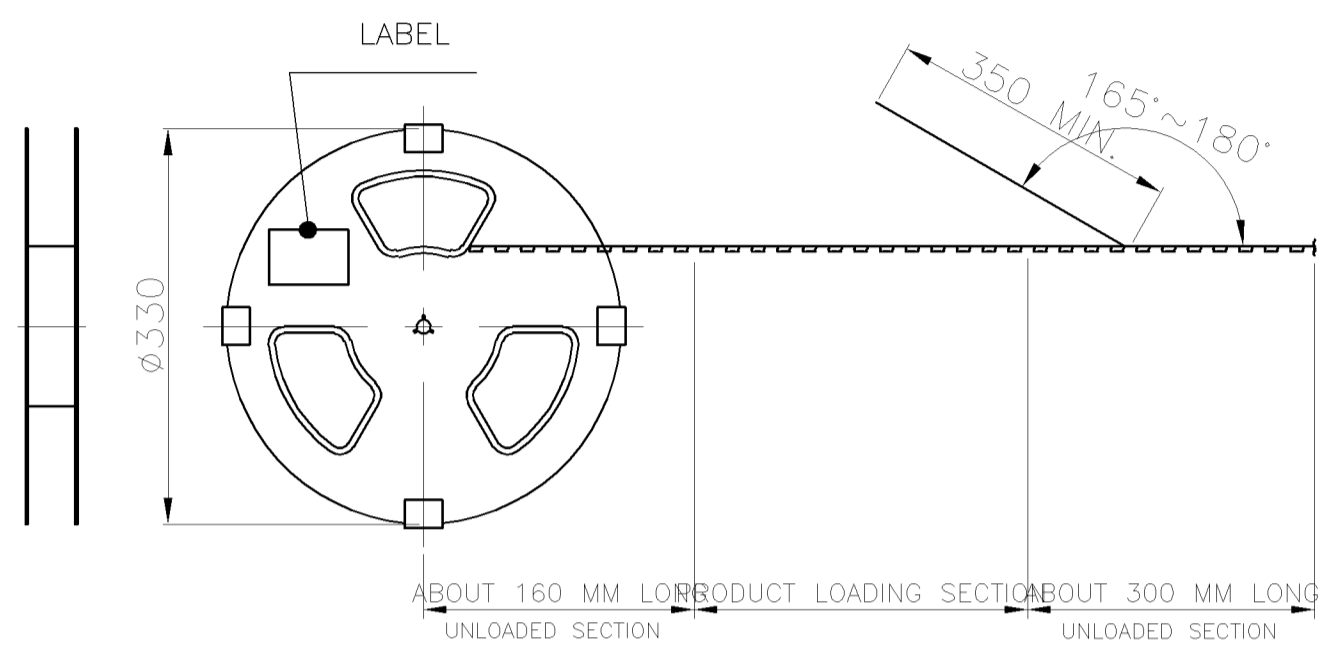
3.82g	76.20	73.66	60	6-	-0
3.70g	73.66	71.12	58	5-	-8
3.58g	71.12	68.58	56	5-	-6
3.47g	68.58	66.04	54	5-	-4
3.35g	66.04	63.50	52	5-	-2
3.23g	63.50	60.96	50	5-	-0
3.12g	60.96	58.42	48	4-	-8
3.00g	58.42	55.88	46	4-	-6
2.88g	55.88	53.35	44	4-	-4
2.76g	53.35	50.80	42	4-	-2
2.65g	50.80	48.62	40	4-	-0
2.53g	48.62	45.72	38	3-	-8
2.41g	45.72	43.18	36	3-	-6
2.29g	43.18	40.64	34	3-	-4
2.17g	40.64	38.10	32	3-	-2
2.06g	38.10	35.56	30	3-	-0
1.94g	35.56	33.02	28	2-	-8
1.82g	33.02	30.48	26	2-	-6
1.70g	30.48	27.97	24	2-	-4
1.59g	27.97	25.40	22	2-	-2
1.48g	25.40	22.86	20	2-	-0
1.36g	22.86	20.32	18	1-	-8
1.24g	20.32	17.78	16	1-	-6
1.12g	17.78	15.24	14	1-	-4
1.00g	15.24	12.70	12	1-	-2
0.88g	12.70	10.16	10	1-	1-1775693-0
0.77g	10.16	7.62	8	1-	1775693-8
WEIGHT	DIM B	DIM A	PIN	PART NUMBER	

RECOMMENDED P.C.B. LAYOUT  
 TOLERANCE: ±0.05mm

THIS DRAWING IS A CONTROLLED DOCUMENT.		DWN	H. HUANG	29SEP2007	Tyco Electronics Corporation Taipei, Taiwan		
		CHK	S. HOU	29SEP2007			
		APVD	W.J. KE	29SEP2007			
		PRODUCT SPEC					
DIMENSIONS: MM		TOLERANCES UNLESS OTHERWISE SPECIFIED:			NAME		
		0 PLC	± -	108-57465			
		1 PLC	± 0.30	QUALIFICATION TEST REPORT			
		2 PLC	± 0.25	501-57535			
		3 PLC	± -	SIZE			
		4 PLC	± -	CAGE CODE			
		ANGLES	± -	DRAWING NO			
MATERIAL		FINISH			RESTRICTED TO		
SEE NOTE		SEE NOTE			A300779		
		CUSTOMER DRAWING			G=1775693		
					SCALE	SHEET	REV
					—	1 OF 2	A

THIS DRAWING IS UNPUBLISHED. RELEASED FOR PUBLICATION  
 © COPYRIGHT BY TYCO ELECTRONICS CORPORATION. ALL RIGHTS RESERVED.

LOC DW	DIST -	REVISIONS			
P	LTR	DESCRIPTION	DATE	DWN	APVD
		SEE SHEET 1.			



2X30	104.00	300	3	900	3.44	5.94
2X29	88.00	300	4	1200	4.44	7.44
2X28	88.00	300	4	1200	4.30	7.30
2X27	88.00	300	4	1200	4.16	7.16
2X26	88.00	300	4	1200	4.02	7.02
2X25	88.00	300	4	1200	3.88	6.88
2X24	88.00	300	4	1200	3.74	6.74
2X23	72.00	300	5	1500	4.50	10.10
2X22	72.00	300	5	1500	4.32	9.92
2X21	72.00	300	5	1500	4.15	9.75
2X20	72.00	300	5	1500	3.97	9.57
2X19	72.00	300	5	1500	3.79	9.39
2X18	72.00	300	5	1500	3.62	9.22
2X17	56.00	300	6	1800	4.13	9.13
2X16	56.00	300	6	1800	3.92	8.92
2X15	56.00	300	6	1800	3.71	8.71
2X14	56.00	300	6	1800	3.50	8.50
2X13	56.00	300	6	1800	3.28	8.28
2X12	56.00	300	6	1800	3.07	8.07
2X11	56.00	300	6	1800	2.86	7.86
2X10	44.00	300	8	2400	3.54	7.14
2X9	44.00	300	8	2400	3.30	6.90
2X8	32.00	300	10	3000	3.72	7.72
2X7	32.00	300	10	3000	3.36	7.36
2X6	32.00	300	10	3000	3.01	7.01
2X5	32.00	300	10	3000	2.66	6.60
2X4	24.00	300	13	3900	3.00	7.68
POS.	DIM A	PCS/REEL	REELS/BOX	QUANTITY (PCS)	G/W (Kg)	N/W (Kg)

THIS DRAWING IS A CONTROLLED DOCUMENT.		DWN H. HUANG 29SEP2007	Tyco Electronics Corporation Taipei, Taiwan			
DIMENSIONS: MM		CHK S. HOU 29SEP2007	NAME			
TOLERANCES UNLESS OTHERWISE SPECIFIED:		APVD W.J. KE 29SEP2007	PIN HEADER, PITCH 2.54mm, SMT			
0 PLC ± - 1 PLC ± - 2 PLC ± - 3 PLC ± - 4 PLC ± - ANGLES ± -		PRODUCT SPEC	SIZE			RESTRICTED TO
MATERIAL		APPLICATION SPEC	CAGE CODE	DRAWING NO	-	
FINISH		WEIGHT	A300779			REV A
		CUSTOMER DRAWING		SCALE	SHEET 2 OF 2	

单击下面可查看定价，库存，交付和生命周期等信息

[>>TE Connectivity\(泰科\)](#)