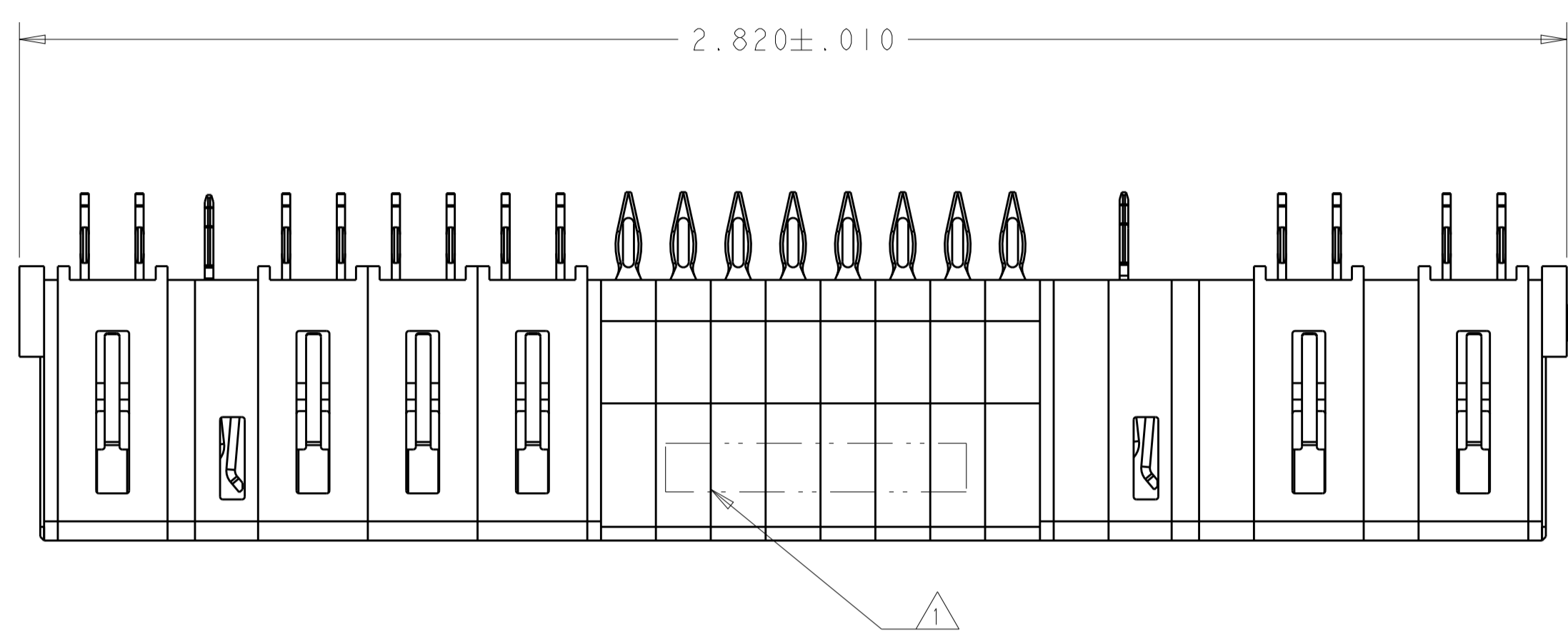
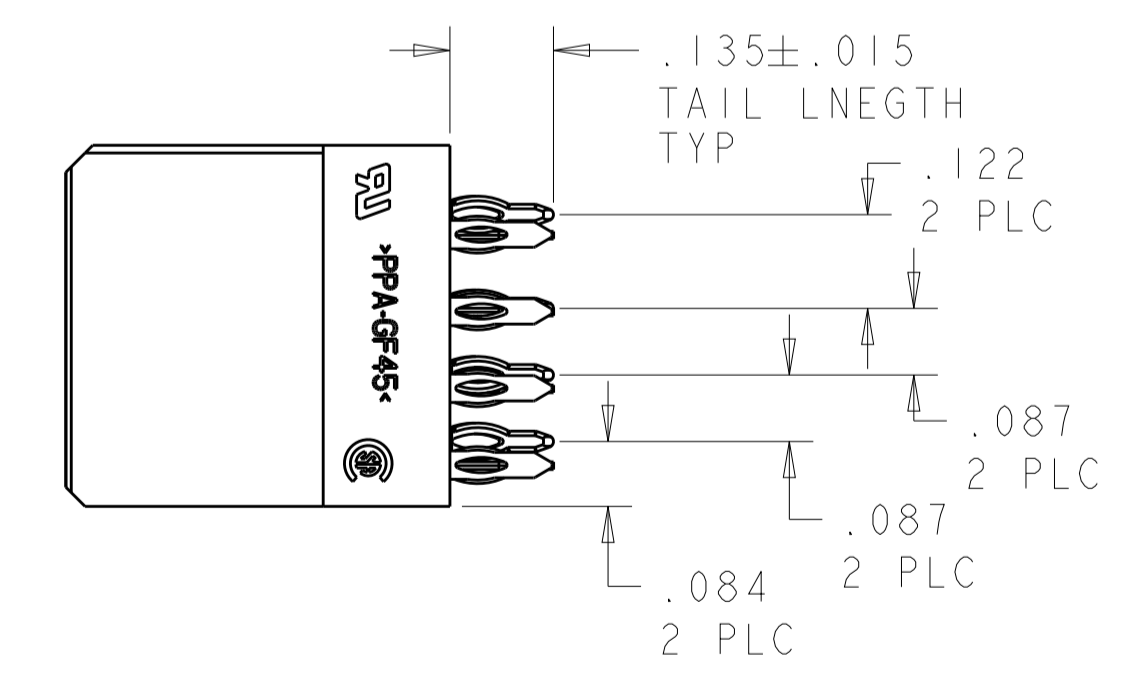
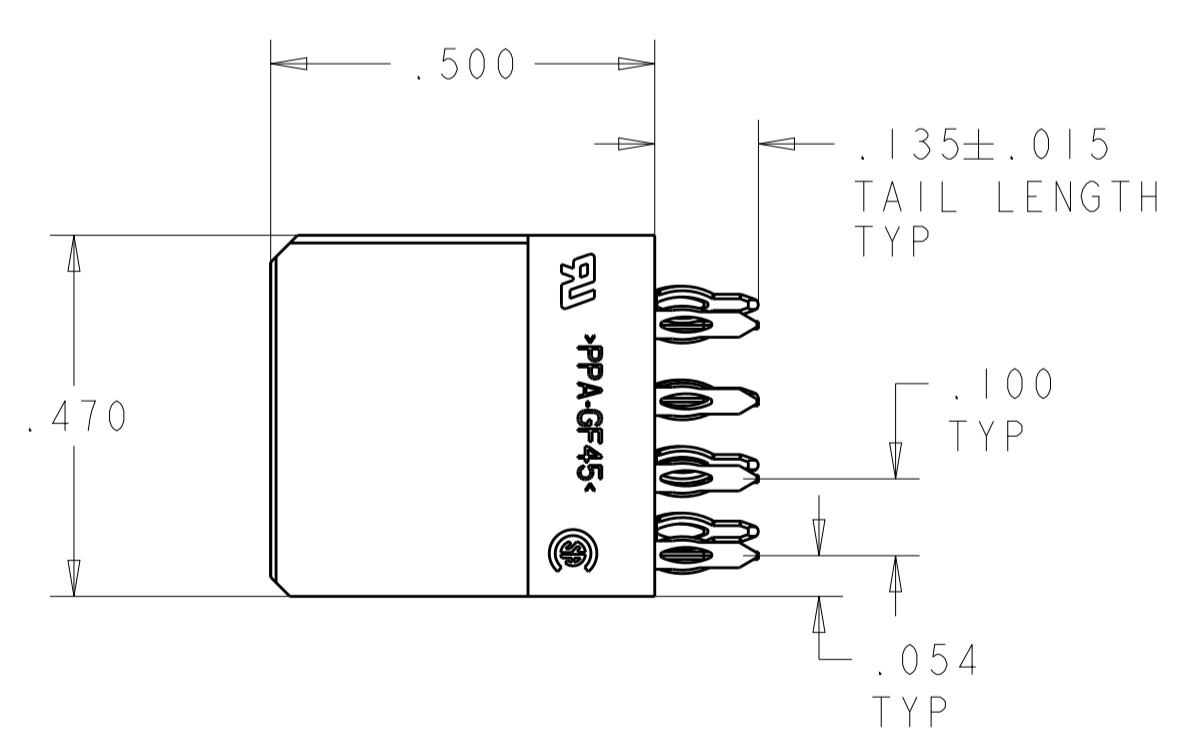
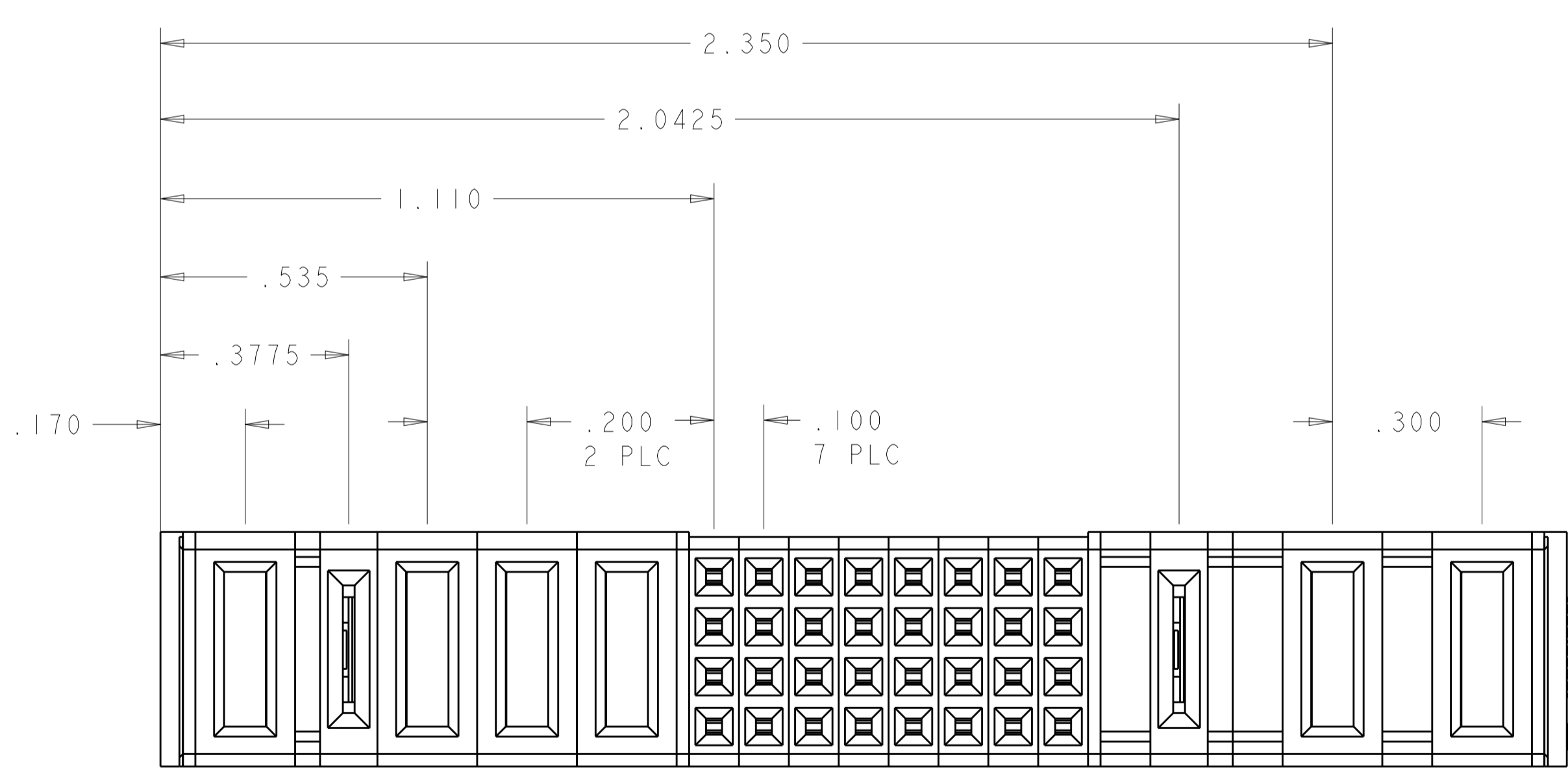


REVISIONS					
P.	LTN	DESCRIPTION	DATE	DWN	APVD
3		REVISED	28SEP2014	CZ	SZ



- 1 "AMP", PART NUMBER AND DATE CODE TO BE MARKED IN AREA SHOWN PARTS UNDER 2.00 LONG MAY BE MARKED ON BOTH SIDES
- 2 MATERIAL: HOUSING - GLASS FILLED HIGH TEMP THERMO PLASTIC, UL94 V-0  
 SIGNAL CONTACT - HIGH CONDUCTIVITY COPPER ALLOY  
 POWER CONTACT - HIGH CONDUCTIVITY COPPER ALLOY
- 3 CONTACT PLATING: SIGNAL CONTACTS - .000050 MIN Ni UNDER ALL  
 .000030 MIN Au ON CONTACT AREA  
 .000100 MIN Sn AT PCB INTERFACE  
 POWER CONTACTS - .000050 MIN Ni UNDER ALL  
 .000030 MIN Au ON CONTACT AREA  
 .000100 MIN Sn AT PCB INTERFACE
- 4 MECHANICAL CONNECTOR KEEP OUT ZONE
- 5 DATUM AND BASIC DIMENSIONS ESTABLISHED BY CUSTOMER
- 6 PCB - ALL HOLE DIAMETERS ARE FINISHED HOLE SIZES
- 7 PCB - 0.0453 ± .0010 DRILLED HOLES PLATED WITH .0003 MIN Sn OVER .001 TO .003 Cu PLATING TO ACHIEVE A .040 ± .003 HOLE



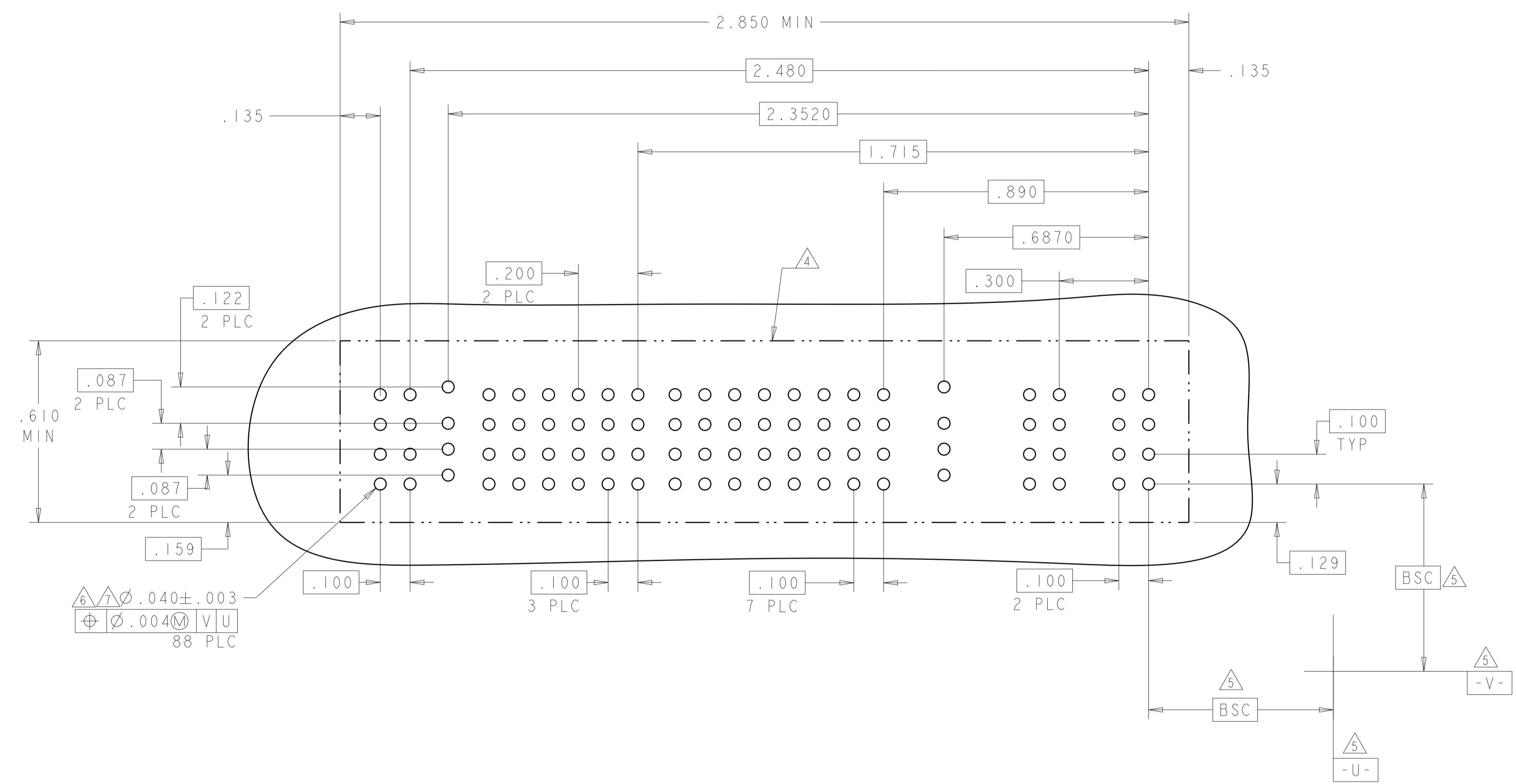
2ACP + 1LP + 32S + 3HDP + 1LP + 1P	I-6450869-4
DESCRIPTION	PART NUMBER

THIS DRAWING IS A CONTROLLED DOCUMENT.		DWN: 28JUL2010	TE Connectivity	
DIMENSIONS: INCHES		CHK: S. ZHAO	APVD: C. WANG	
TOLERANCES UNLESS OTHERWISE SPECIFIED:		PRODUCT SPEC: 108-2292	NAME: VER RECEP ASSEMBLY, W/ LP CONTACTS WITHOUT GUIDES, PRESS FIT MULTI-BEAM XLE	
0 PLC ±.01		APPLICATION SPEC: 114-13251	SIZE: A1	
1 PLC ±.01		ANGLES: 114-13251	CAGE CODE: -	
2 PLC ±.01		WEIGHT: -	DRAWING NO: -	
3 PLC ±.005		CUSTOMER DRAWING	SCALE: N/A	
4 PLC ±.0020		RESTRICTED TO:	SHEET 1 OF 2	
FINISH: #2*			REV 3	

REVISIONS				
P.	LTN	DESCRIPTION	DATE	APVD
-	-	SEE SHEET 1	-	-

PART NUMBER	ROWS	POWER					SIGNAL								POWER		
		P6	LP2	P5	P4	P3	8	7	6	5	4	3	2	1	LP1	P2	P1
1-6450869-4	D						AP	AP	AP	AP	AP	AP	AP	AP			
	C	GS	LSI	GS	GS	GS	AP	AP	AP	AP	AP	AP	AP	LSI	GS	GS	
	B						AP	AP	AP	AP	AP	AP	AP				
	A						AP	AP	AP	AP	AP	AP	AP				

2ACP + 1LP + 32S + 3HDP + 1LP + 1P



HD	HOLD DOWN
LSI	LOW POWER PRESS FIT CONTACTS .135 TAIL LENGTH
GS	STD POWER PRESS FIT CONTACT .135 TAIL LENGTH
AP	SIGNAL PRESS FIT CONTACT .135 TAIL LENGTH
CODE	TAIL LENGTH
CONTACT TABLE	

THIS DRAWING IS A CONTROLLED DOCUMENT.		DWN: I. LEE 28JUL2010 CHK: S. ZHAO 28JUL2010 APVD: C. WANG	NAME: VER RECEP ASSEMBLY, W/ LP CONTACTS WITHOUT GUIDES, PRESS FIT MULTI-BEAM XLE PRODUCT SPEC: 108-2292 APPLICATION SPEC: 114-13251 WEIGHT: - CUSTOMER DRAWING	SCALE: N/A SHEET: 2 OF 2 REV: 3
DIMENSIONS: INCHES TOLERANCES UNLESS OTHERWISE SPECIFIED: 0 PLC ±. 1 PLC ±.01 2 PLC ±.01 3 PLC ±.005 4 PLC ±.0020 ANGLES ±.020 FINISH: -	MATERIAL: - FINISH: -	SIZE: A1 CAGE CODE: - DRAWING NO: 1-6450869-4	RESTRICTED TO: -	DATE: 28JUL2010

单击下面可查看定价，库存，交付和生命周期等信息

[>>TE Connectivity\(泰科\)](#)