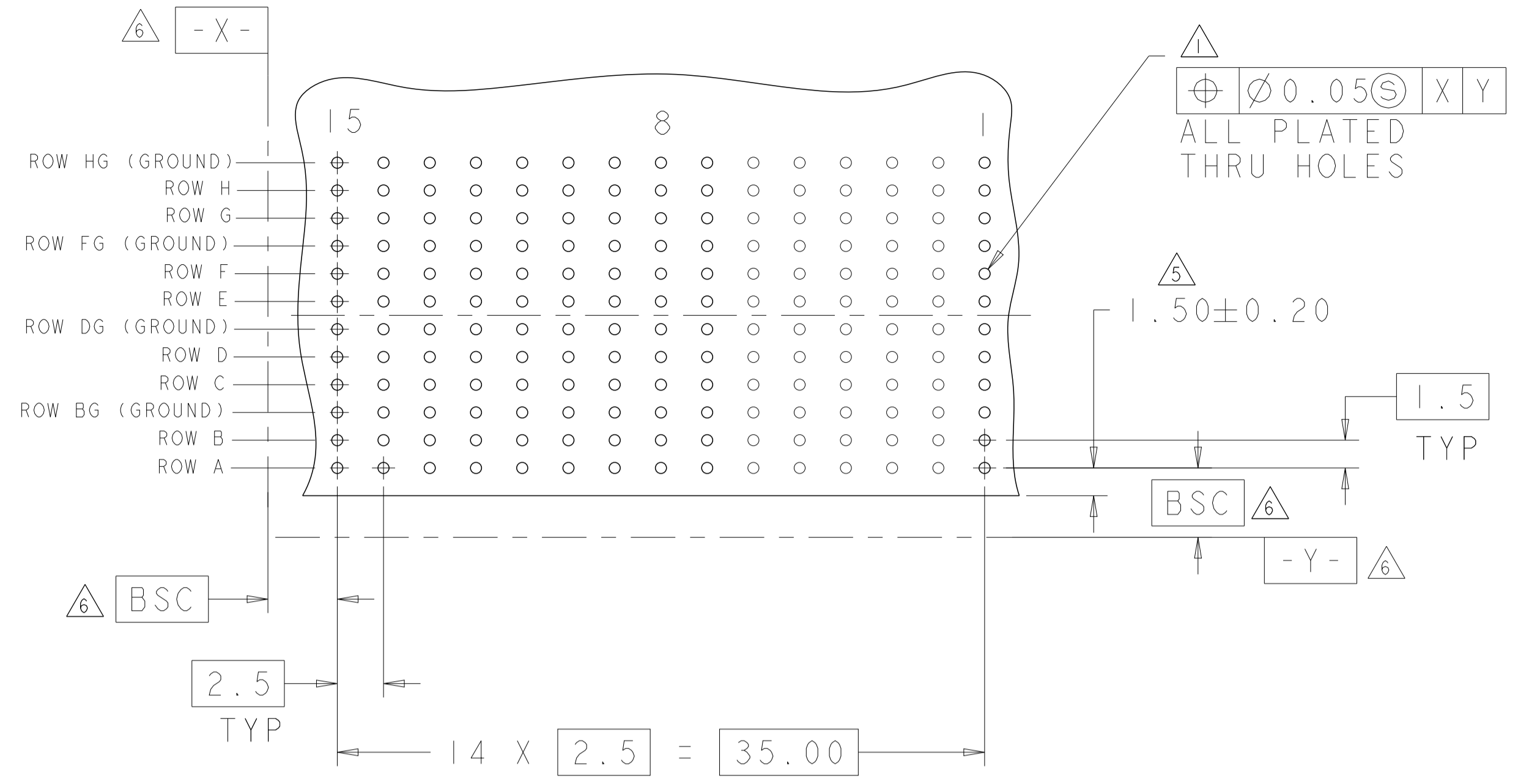
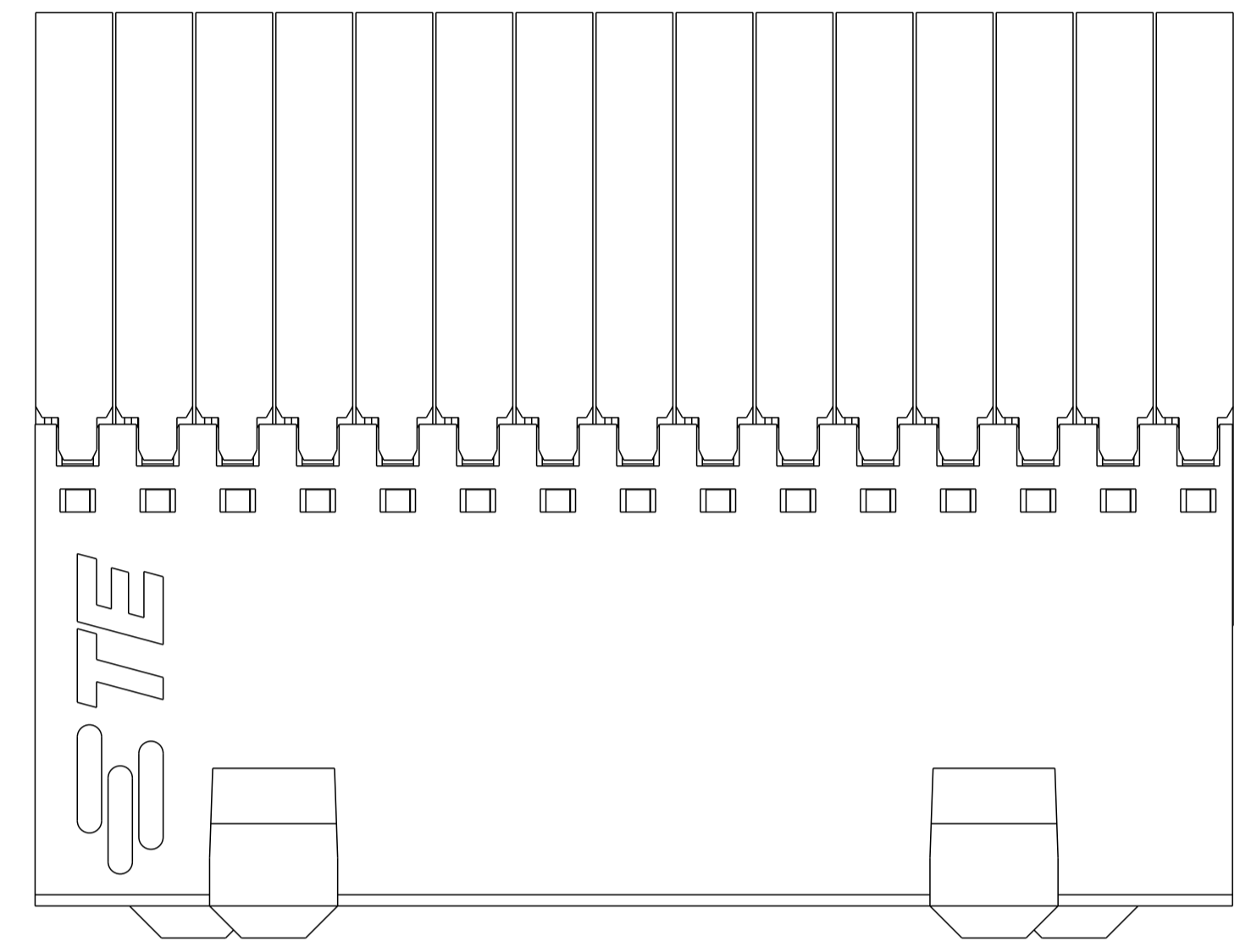
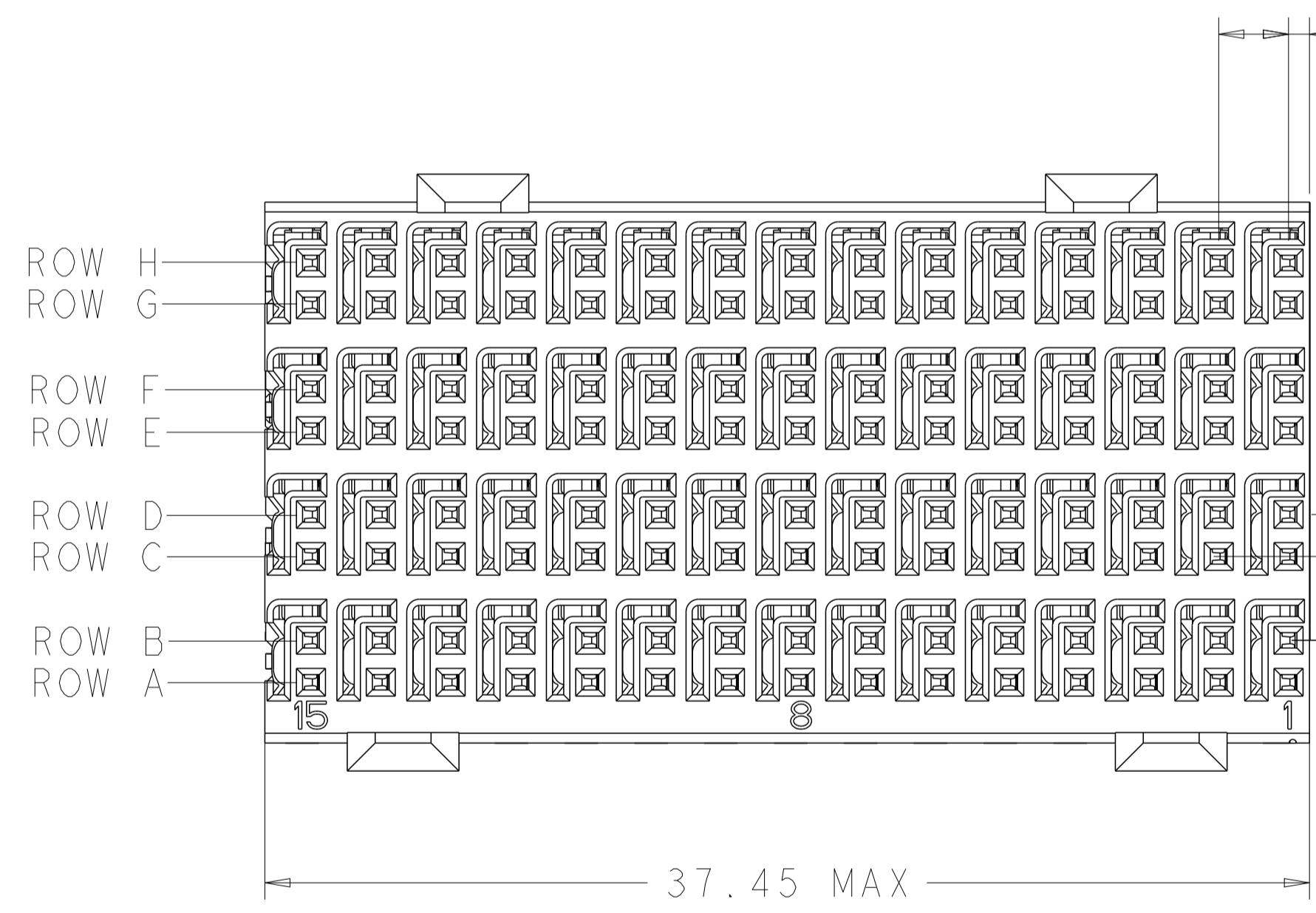


REVISIONS				
P	LTN	DESCRIPTION	DATE	APVD
D		REVISED PER ECO-14-005095	21APR2014	AP RP
E		REVISED PER ECO-16-008845	24SEP2016	AP RP
F		REVISED PER ECO-17-013036	13SEP2017	AP RP

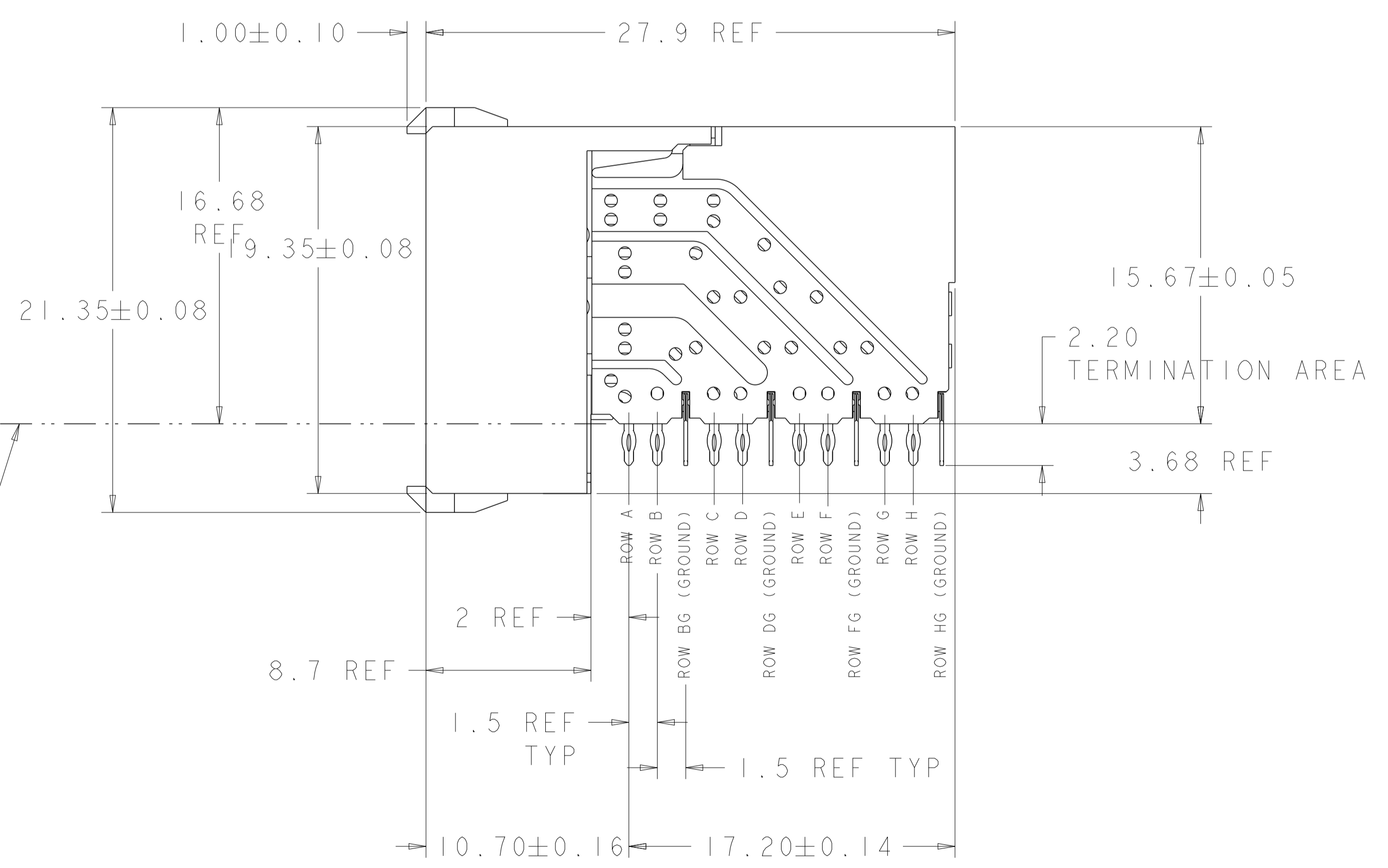


RECOMMENDED PC BOARD LAYOUT,  
 DAUGHTER BOARD,  
 COMPONENT SIDE SHOWN  
 SCALE 4:1

- 1. REFERENCE APPLICATION SPEC 114-13059 FOR RECOMMENDED PLATED THRU HOLE DIAMETER AND PLATING THICKNESSES.
- 2. MATERIAL:  
 SHIELD - PHOSPHOR BRONZE  
 CONTACT - COPPER-NICKEL-SILICON  
 HOUSING, CHICKLET AND CHICKLET COVER - GLASS FILLED POLYESTER, UL 94V-0 RATED.
- 3. FINISH: SIGNAL AND GROUND CONTACTS:  
 MATING AREA: MEETS THE PERFORMANCE REQUIREMENTS OF PRODUCT SPECIFICATION 108-2055; BASED ON TELCORDIA GR-1217-CORE, APPLICATIONS IN UNCONTROLLED ENVIRONMENTS  
 COMPLIANT PIN AREA: 0.5 μm MIN MATTE TIN OVER BASE PLATING
- 4. CONNECTOR MARKED WITH PART NUMBER AND DATE CODE IN APPROXIMATE AREA SHOWN
- 5. DIMENSION APPLIES TO CENTERLINE OF THRU HOLE.
- 6. DATUMS AND BASIC DIMENSIONS ESTABLISHED BY CUSTOMER.
- 7. CONTACT AREA LUBRICATED WITH BELLCORE APPROVED LUBRICANT. TECHNICAL REFERENCE: GR-1217-CORE, ISSUE 1, NOVEMBER 1995.



TOP SURFACE OF DAUGHTER CARD



6469294-1  
 PART NUMBER

THIS DRAWING IS A CONTROLLED DOCUMENT.		OWN S. J. MAGARO 25 JUL 2004	STE Connectivity	
DIMENSIONS:		CHK R. A. PATTERSON 25 JUL 2004	NAME RECEPTACLE ASSEMBLY, 4 PAIR, 37.5mm HMZd	
TOLERANCES UNLESS OTHERWISE SPECIFIED:		APVD H. PATTERSON 17 MAY 2007	PRODUCT SPEC	
mm		APPLICATION SPEC		
0 PLC ±		SIZE CAGE CODE DRAWING NO		
1 PLC ±		A100779C=6469294		
2 PLC ±		RESTRICTED TO		
3 PLC ±		WEIGHT		
4 PLC ±		CUSTOMER DRAWING		
ANGLES		SCALE 5:1 SHEET 1 OF 1 REV F		
FINISH				

单击下面可查看定价，库存，交付和生命周期等信息

[>>TE Connectivity\(泰科\)](#)