

# XBS206S17R-G

## Schottky Barrier Diode, 2A, 60V Type

### FEATURES

- Forward Voltage :  $V_F=0.615V$  (TYP.)
- Forward Current :  $I_{F(AVE)}=2A$
- Repetitive Peak Reverse Voltage :  $V_{RM}=60V$

### APPLICATIONS

- Rectification
- Protection against reverse connection of battery

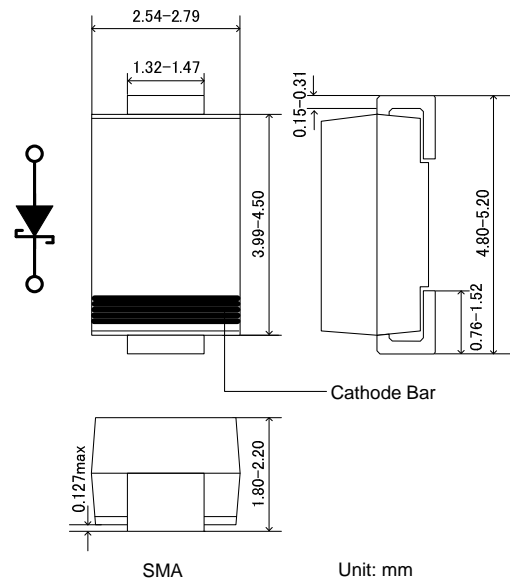
### ABSOLUTE MAXIMUM RATINGS

Ta=25°C

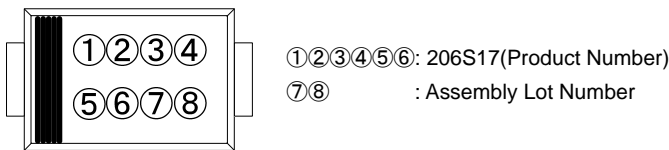
PARAMETER	SYMBOL	RATINGS	UNIT
Repetitive Peak Reverse Voltage	$V_{RM}$	60	V
Reverse Voltage (DC)	$V_R$	60	V
Forward Current (Average)	$I_{F(AVE)}$	2	A
Non Continuous Forward Surge Current <sup>*1</sup>	$I_{FSM}$	45	A
Junction Temperature	$T_j$	125	°C
Storage Temperature Range	$T_{stg}$	-55~+150	°C

\*1 : Non continuous high amplitude 60Hz half-sine wave.

### PACKAGING INFORMATION



### MARKING RULE



### PRODUCT NAME

PRODUCT NAME	DEVICE ORIENTATION
XBS206S17R-G	SMA (Halogen & Antimony free)
XBS206S17R	SMA

\* The "G" suffix indicates that the products are Halogen and Antimony free as well as being fully RoHS compliant.

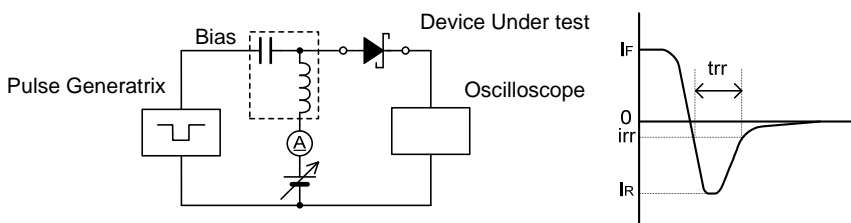
\* The device orientation is fixed in its embossed tape pocket.

### ELECTRICAL CHARACTERISTICS

Ta=25°C

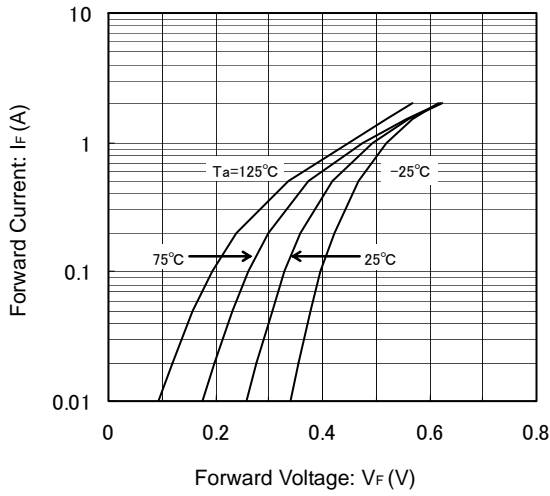
PARAMETER	SYMBOL	TEST CONDITIONS	LIMITS			UNIT
			MIN.	TYP.	MAX.	
Forward Voltage	$V_{F1}$	$I_F=200\mu A$	-	0.15	-	V
	$V_{F2}$	$I_F=2A$	-	0.615	0.665	V
Reverse Current	$I_{R1}$	$V_R=30V$	-	2.5	-	$\mu A$
	$I_{R2}$	$V_R=60V$	-	10	300	$\mu A$
Inter-Terminal Capacity	$C_t$	$V_R=1V, f=1MHz$	-	120	-	pF
Reverse Recovery Time <sup>*2</sup>	$t_{rr}$	$I_F=I_R=10mA, i_{rr}=1mA$	-	35	-	ns

\*2 :  $t_{rr}$  measurement circuit

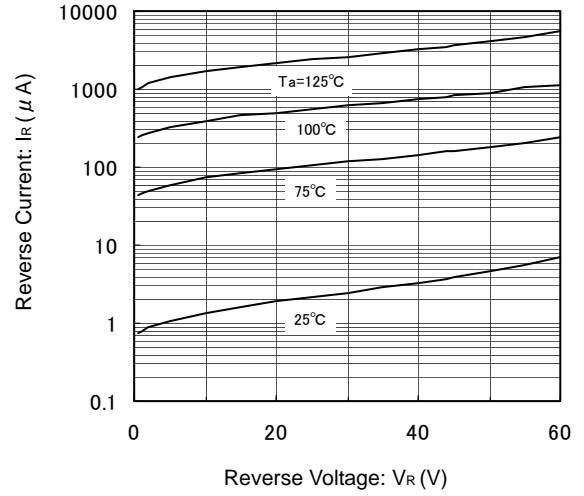


## TYPICAL PERFORMANCE CHARACTERISTICS

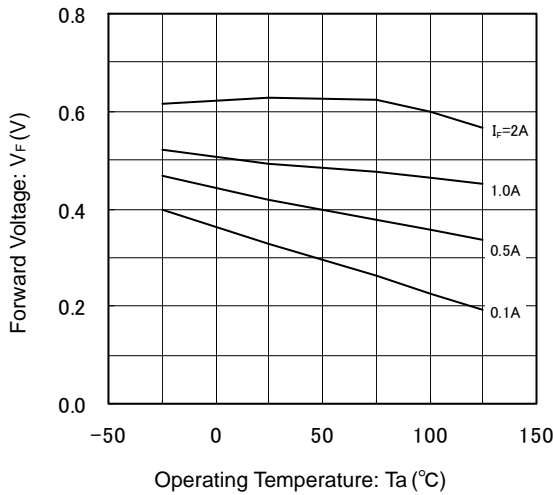
(1) Forward Current vs. Forward Voltage



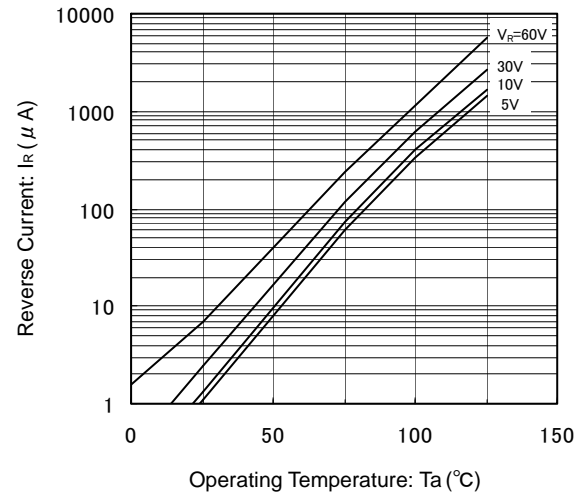
(2) Reverse Current vs. Reverse Voltage



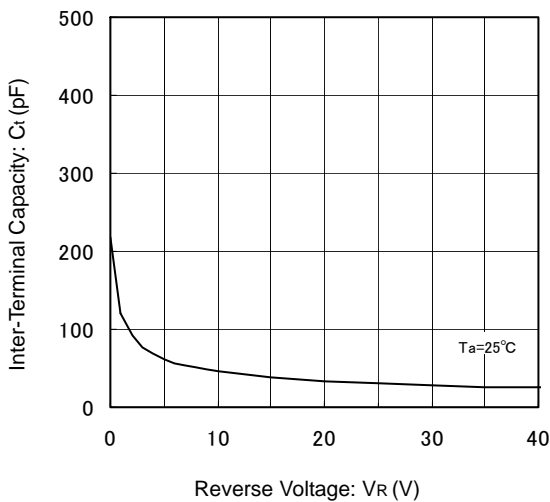
(3) Forward Voltage vs. Operating Temperature



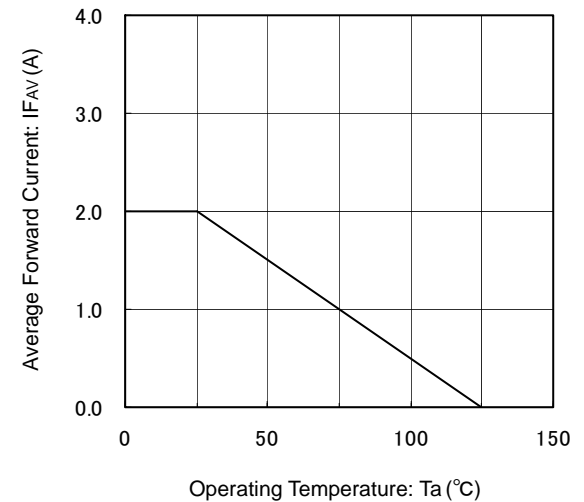
(4) Reverse Current vs. Operating Temperature



(5) Inter-Terminal Capacity vs. Reverse Voltage



(6) Average Forward Current vs. Operating Temperature



1. The products and product specifications contained herein are subject to change without notice to improve performance characteristics. Consult us, or our representatives before use, to confirm that the information in this datasheet is up to date.
2. We assume no responsibility for any infringement of patents, patent rights, or other rights arising from the use of any information and circuitry in this datasheet.
3. Please ensure suitable shipping controls (including fail-safe designs and aging protection) are in force for equipment employing products listed in this datasheet.
4. The products in this datasheet are not developed, designed, or approved for use with such equipment whose failure or malfunction can be reasonably expected to directly endanger the life of, or cause significant injury to, the user.  
(e.g. Atomic energy; aerospace; transport; combustion and associated safety equipment thereof.)
5. Please use the products listed in this datasheet within the specified ranges.  
Should you wish to use the products under conditions exceeding the specifications, please consult us or our representatives.
6. We assume no responsibility for damage or loss due to abnormal use.
7. All rights reserved. No part of this datasheet may be copied or reproduced without the prior permission of TOREX SEMICONDUCTOR LTD.

**TOREX SEMICONDUCTOR LTD.**

单击下面可查看定价，库存，交付和生命周期等信息

[>>Torex Semiconductor\(特瑞仕\)](#)