

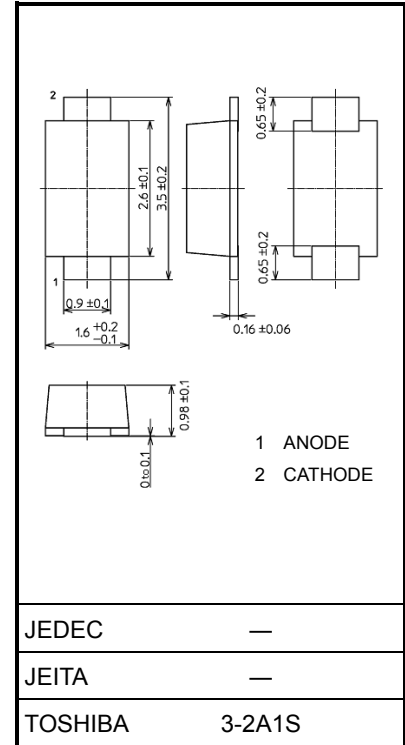
TOSHIBA Schottky Barrier Diode

# CRS05

- Secondary Rectification in Switching Regulators
- Reverse-Current Protection in Mobile Devices

- Repetitive peak reverse voltage :  $V_{RRM} = 30\text{ V}$
- Average forward current :  $I_{F(AV)} = 1.0\text{ A}$
- Peak forward voltage :  $V_{FM} = 0.45\text{ V (max) @ } I_{FM} = 1.0\text{ A}$
- Repetitive peak reverse current :  $I_{RRM} = 5\text{ }\mu\text{A (max) @ } V_{RRM} = 5\text{ V}$
- The use of small, thin surface-mount package is optimum way for high-density mounting.  
Nickname: S-FLAT™

Unit: mm



Weight: 0.013 g (typ.)

### Absolute Maximum Ratings (Ta = 25°C)

Characteristics	Symbol	Rating	Unit
Repetitive peak reverse voltage	$V_{RRM}$	30	V
Average forward current	$I_{F(AV)}$	1.0 (Note 1)	A
		1.0 (Note 2)	
Non-repetitive peak forward surge current	$I_{FSM}$	20 (50 Hz)	A
Junction temperature	$T_j$	-40 to 150	°C
Storage temperature	$T_{stg}$	-40 to 150	°C

Note 1:  $T_a = 102^\circ\text{C}$  Device mounted on a ceramic board  
 board size : 50 mm × 50 mm  
 Soldering land size : 2 mm × 2 mm  
 board thickness : 0.64 mm  
 Rectangular waveform :  $\alpha = 180^\circ$ ,  $V_R = 15\text{ V}$

Note 2:  $T_a = 54.7^\circ\text{C}$  Device mounted on a glass-epoxy board  
 board size : 50 mm × 50 mm  
 Soldering land size : 6 mm × 6 mm  
 board thickness : 1.6 mm  
 Rectangular waveform :  $\alpha = 180^\circ$ ,  $V_R = 15\text{ V}$

Note : Using continuously under heavy loads (e.g. the application of high temperature/current/voltage and the significant change in temperature, etc.) may cause this product to decrease in the reliability significantly even if the operating conditions (i.e. operating temperature/current/voltage, etc.) are within the absolute maximum ratings.

Please design the appropriate reliability upon reviewing the Toshiba Semiconductor Reliability Handbook ("Handling Precautions"/"Derating Concept and Methods") and individual reliability data (i.e. reliability test report and estimated failure rate, etc).

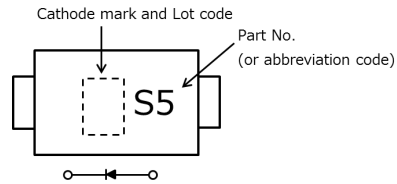
### Electrical Characteristics (Ta = 25°C)

Characteristics	Symbol	Test Condition	Min	Typ.	Max	Unit
Peak forward voltage	$V_{FM(1)}$	$I_{FM} = 0.1\text{ A}$ (pulse test)	—	0.33	—	V
	$V_{FM(2)}$	$I_{FM} = 0.7\text{ A}$ (pulse test)	—	0.40	—	
	$V_{FM(3)}$	$I_{FM} = 1.0\text{ A}$ (pulse test)	—	0.42	0.45	
Repetitive peak reverse current	$I_{RRM(1)}$	$V_{RRM} = 5\text{ V}$ (pulse test)	—	2.0	5.0	$\mu\text{A}$
	$I_{RRM(2)}$	$V_{RRM} = 30\text{ V}$ (pulse test)	—	20	200	
Junction capacitance	$C_j$	$V_R = 10\text{ V}$ , $f = 1.0\text{ MHz}$	—	60	—	pF
Thermal resistance (junction to ambient)	$R_{th(j-a)}$	Device mounted on a ceramic board board size 50 mm × 50 mm soldering land size 2 mm × 2 mm board thickness 0.64 mm	—	—	70	°C/W
		Device mounted on a glass-epoxy board board size 50 mm × 50 mm soldering land size 6 mm × 6 mm board thickness 1.6 mm	—	—	140	

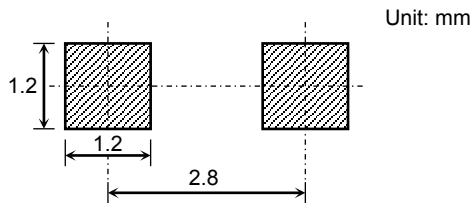
Start of commercial production  
2000-07

## Marking

Abbreviation Code	Part No.
S5	CRS05

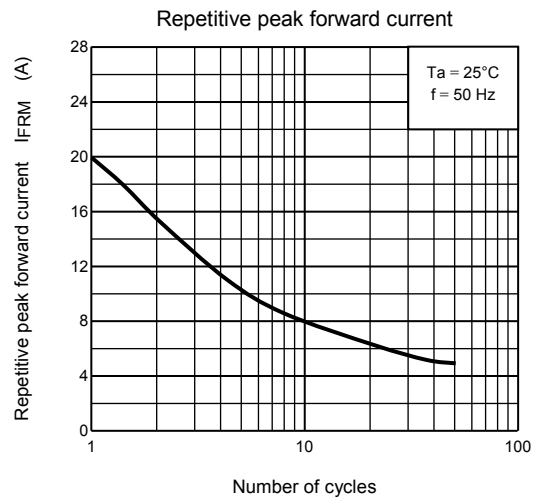
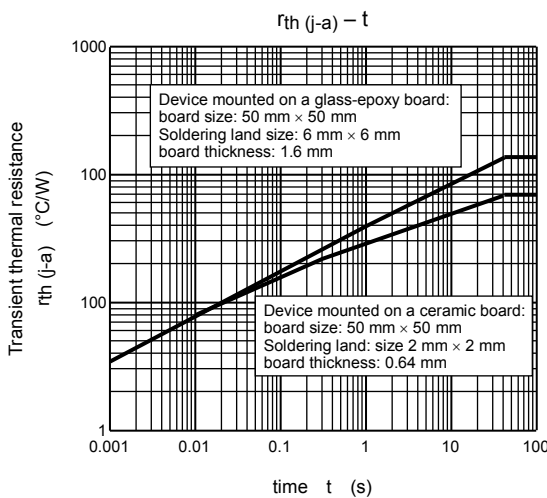
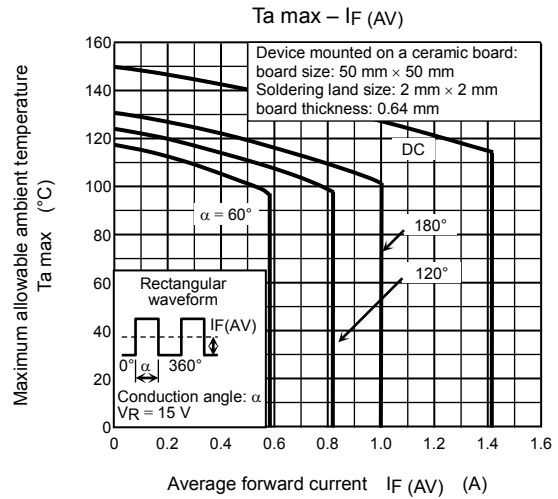
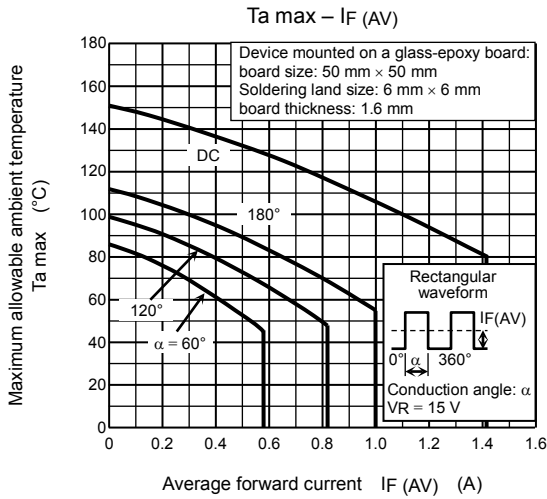
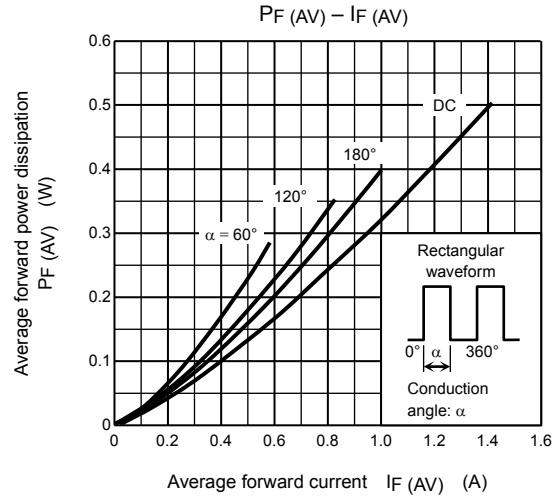
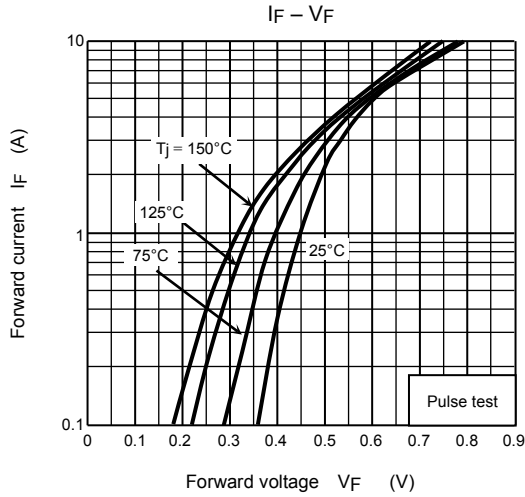


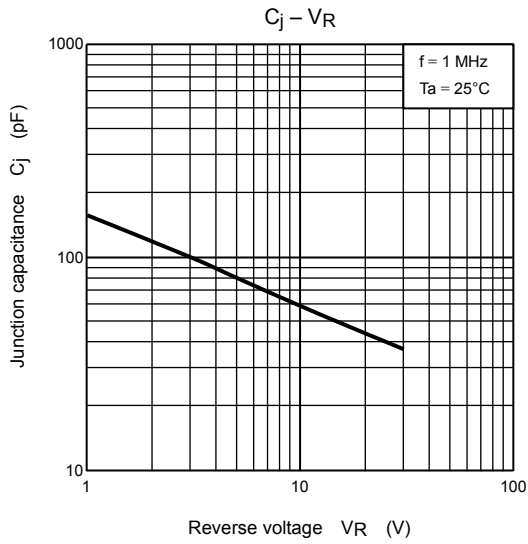
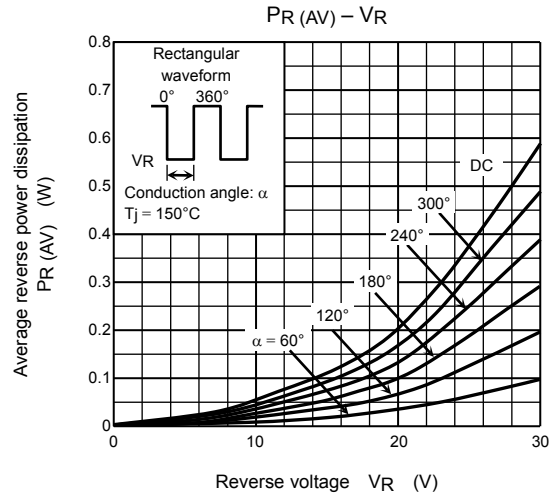
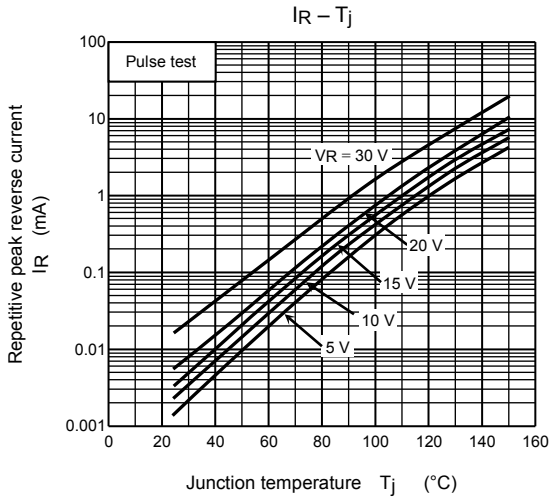
## Land pattern dimensions for reference only



## Usage Considerations

- 1) Schottky barrier diodes have reverse current characteristics compared to other diodes. There is a possibility SBD may cause thermal runaway when it is used under high temperature or high voltage. Please take forward and reverse loss into consideration during design.
- 2) The absolute maximum ratings are rated values that must not be exceeded for a moment to have you use an element safely. Please refer to each following absolute maximum ratings on the occasion of use and design.
  - VRRM: VRRM has a temperature coefficient of 0.1 %/°C.  
Please take this coefficient into account when designing a circuit board that will be operated in a low-temperature environment.
  - IF(AV): We recommend that the current be in less than 80 % of rating and the junction temperature (T<sub>j</sub>) be in less than 80 % of absolute maximum rating under the worst condition.  
This rating is based on the premise that the device is radiating heat enough.  
Therefore, when enough heat radiation is not expected, please consider the margin to the permission curve of T<sub>a(max)</sub> - IF(AV) for using the device.
  - IFSM: This rating specifies a non-repetitive limit value.  
This only applies to an abnormal operation, which seldom occurs during the lifespan of a device.
  - T<sub>j</sub>: Derate device parameters in proportion to this rating in order to ensure high reliability.  
We recommend that the junction temperature (T<sub>j</sub>) of a device be kept below 80 %.
- 3) Thermal resistance (junction-to-ambient) varies with the mounting conditions of the device on the circuit board. An appropriate thermal resistance value that should be used, must be considering the circuit board design and soldering land size.
- 4) For other design considerations, see the Toshiba website.





## RESTRICTIONS ON PRODUCT USE

Toshiba Corporation and its subsidiaries and affiliates are collectively referred to as "TOSHIBA". Hardware, software and systems described in this document are collectively referred to as "Product".

- TOSHIBA reserves the right to make changes to the information in this document and related Product without notice.
- This document and any information herein may not be reproduced without prior written permission from TOSHIBA. Even with TOSHIBA's written permission, reproduction is permissible only if reproduction is without alteration/omission.
- Though TOSHIBA works continually to improve Product's quality and reliability, Product can malfunction or fail. Customers are responsible for complying with safety standards and for providing adequate designs and safeguards for their hardware, software and systems which minimize risk and avoid situations in which a malfunction or failure of Product could cause loss of human life, bodily injury or damage to property, including data loss or corruption. Before customers use the Product, create designs including the Product, or incorporate the Product into their own applications, customers must also refer to and comply with (a) the latest versions of all relevant TOSHIBA information, including without limitation, this document, the specifications, the data sheets and application notes for Product and the precautions and conditions set forth in the "TOSHIBA Semiconductor Reliability Handbook" and (b) the instructions for the application with which the Product will be used with or for. Customers are solely responsible for all aspects of their own product design or applications, including but not limited to (a) determining the appropriateness of the use of this Product in such design or applications; (b) evaluating and determining the applicability of any information contained in this document, or in charts, diagrams, programs, algorithms, sample application circuits, or any other referenced documents; and (c) validating all operating parameters for such designs and applications. **TOSHIBA ASSUMES NO LIABILITY FOR CUSTOMERS' PRODUCT DESIGN OR APPLICATIONS.**
- **PRODUCT IS NEITHER INTENDED NOR WARRANTED FOR USE IN EQUIPMENTS OR SYSTEMS THAT REQUIRE EXTRAORDINARILY HIGH LEVELS OF QUALITY AND/OR RELIABILITY, AND/OR A MALFUNCTION OR FAILURE OF WHICH MAY CAUSE LOSS OF HUMAN LIFE, BODILY INJURY, SERIOUS PROPERTY DAMAGE AND/OR SERIOUS PUBLIC IMPACT ("UNINTENDED USE").** Except for specific applications as expressly stated in this document, Unintended Use includes, without limitation, equipment used in nuclear facilities, equipment used in the aerospace industry, lifesaving and/or life supporting medical equipment, equipment used for automobiles, trains, ships and other transportation, traffic signaling equipment, equipment used to control combustions or explosions, safety devices, elevators and escalators, and devices related to power plant. **IF YOU USE PRODUCT FOR UNINTENDED USE, TOSHIBA ASSUMES NO LIABILITY FOR PRODUCT.** For details, please contact your TOSHIBA sales representative or contact us via our website.
- Do not disassemble, analyze, reverse-engineer, alter, modify, translate or copy Product, whether in whole or in part.
- Product shall not be used for or incorporated into any products or systems whose manufacture, use, or sale is prohibited under any applicable laws or regulations.
- The information contained herein is presented only as guidance for Product use. No responsibility is assumed by TOSHIBA for any infringement of patents or any other intellectual property rights of third parties that may result from the use of Product. No license to any intellectual property right is granted by this document, whether express or implied, by estoppel or otherwise.
- **ABSENT A WRITTEN SIGNED AGREEMENT, EXCEPT AS PROVIDED IN THE RELEVANT TERMS AND CONDITIONS OF SALE FOR PRODUCT, AND TO THE MAXIMUM EXTENT ALLOWABLE BY LAW, TOSHIBA (1) ASSUMES NO LIABILITY WHATSOEVER, INCLUDING WITHOUT LIMITATION, INDIRECT, CONSEQUENTIAL, SPECIAL, OR INCIDENTAL DAMAGES OR LOSS, INCLUDING WITHOUT LIMITATION, LOSS OF PROFITS, LOSS OF OPPORTUNITIES, BUSINESS INTERRUPTION AND LOSS OF DATA, AND (2) DISCLAIMS ANY AND ALL EXPRESS OR IMPLIED WARRANTIES AND CONDITIONS RELATED TO SALE, USE OF PRODUCT, OR INFORMATION, INCLUDING WARRANTIES OR CONDITIONS OF MERCHANTABILITY, FITNESS FOR A PARTICULAR PURPOSE, ACCURACY OF INFORMATION, OR NONINFRINGEMENT.**
- Do not use or otherwise make available Product or related software or technology for any military purposes, including without limitation, for the design, development, use, stockpiling or manufacturing of nuclear, chemical, or biological weapons or missile technology products (mass destruction weapons). Product and related software and technology may be controlled under the applicable export laws and regulations including, without limitation, the Japanese Foreign Exchange and Foreign Trade Law and the U.S. Export Administration Regulations. Export and re-export of Product or related software or technology are strictly prohibited except in compliance with all applicable export laws and regulations.
- Please contact your TOSHIBA sales representative for details as to environmental matters such as the RoHS compatibility of Product. Please use Product in compliance with all applicable laws and regulations that regulate the inclusion or use of controlled substances, including without limitation, the EU RoHS Directive. **TOSHIBA ASSUMES NO LIABILITY FOR DAMAGES OR LOSSES OCCURRING AS A RESULT OF NONCOMPLIANCE WITH APPLICABLE LAWS AND REGULATIONS.**

单击下面可查看定价，库存，交付和生命周期等信息

[>>Toshiba\(东芝\)](#)