

CRH02

High efficiency diode (HED)

Description

Application Scope	Switching-mode power supplies
Internal Connection	Single
RoHS Compatible Product(s) (#)	Available
Assembly bases	Japan / Malaysia

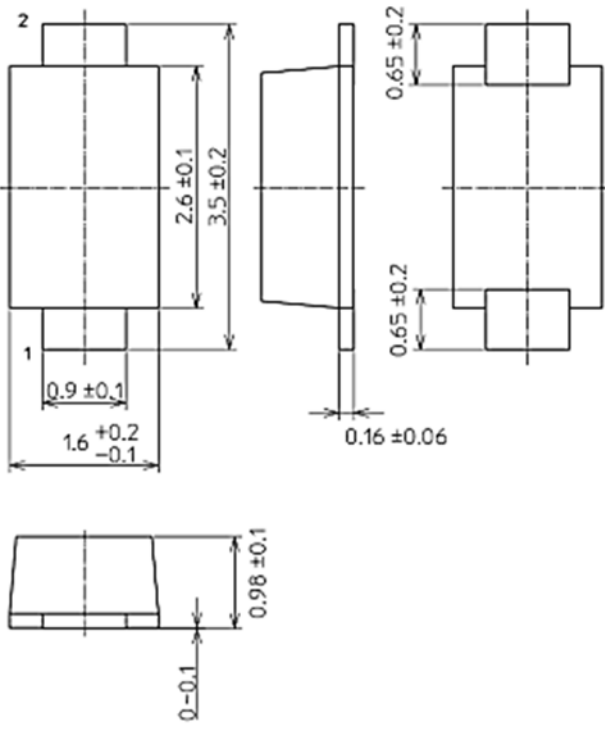
Package Information

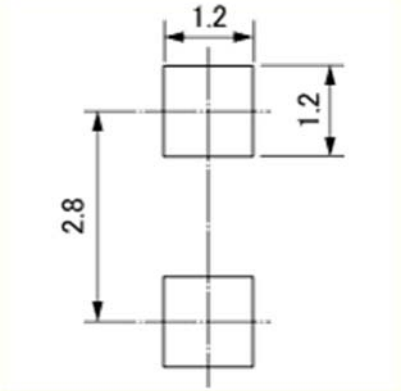
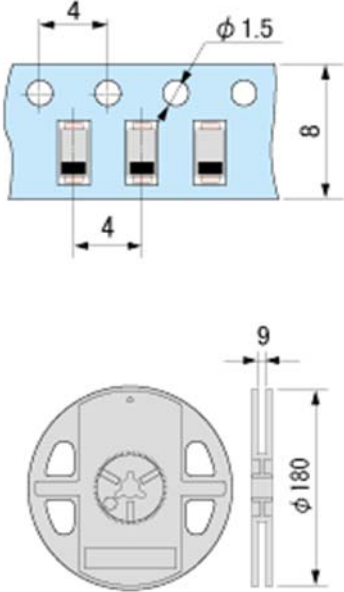
Toshiba Package Name	S-FLAT
Package Image	
Pins	2
Mounting	Surface Mount
Width×Length×Height (mm)	1.6×3.5×0.98

Package Dimensions	View https://toshiba.semicon-storage.com/shared/pkgimage/S-FLAT_pkgdim.gif
Land pattern dimensions	View https://toshiba.semicon-storage.com/shared/pkgimage/S-FLAT_paddim.gif

S-FLAT

In developing your designs, please ensure the datasheet.

Mounting	Surface Mount
Pins	2
WidthxLengthxHeight (mm)	1.6x3.5x0.98
Package Dimensions (mm) / Land pattern dimensions for reference only (mm)	 <p>Technical drawing of the S-FLAT package showing three views with dimensions in millimeters:</p> <ul style="list-style-type: none"> Top View: Shows a rectangular package with a width of $1.6^{+0.2}_{-0.1}$ mm and a length of $3.5^{+0.2}$ mm. The distance between the two pins is $2.6^{+0.1}$ mm. The pin width is $0.9^{+0.1}$ mm. The distance from the left edge to the first pin is 1 mm. Side View: Shows the package height of $0.98^{+0.1}$ mm. The distance from the bottom edge to the top of the pins is $0.65^{+0.2}$ mm. The pin thickness is $0.16^{+0.06}$ mm. Front View: Shows the package height of $0.98^{+0.1}$ mm and the distance from the bottom edge to the top of the pins as $0.65^{+0.2}$ mm.

	
<p>Packing Method</p>	<p>Embossed Tape</p>
<p>Packing Name</p>	<p>TE85L</p>
<p>Minimum Quantity</p>	<p>3000 pcs/Reel</p>
<p>Tape Width (mm)</p>	<p>8</p>
<p>Tape Dimensions (mm) / Reel Dimensions (mm)</p>	

Absolute Maximum Ratings

Characteristics	Symbol	Rating	Unit
Average Forward Current (Single)	$I_{F(AV)}$	0.5	A
Repetitive Peak Reverse Voltage	V_{RRM}	200	V

Electrical Characteristics

Characteristics	Symbol	Condition	Value	Unit
Reverse Recovery Time (Max)	t_{rr}	-	35	nsec

Orderable part number

Orderable part number (example)	MOQ(pcs)	Reliability Information	RoHS
CRH02(TE85L,Q	3000	https://toshiba.semicon-storage.com/info/docget.jsp?did=27367&prodName=CRH02	Yes

Notes

- The Part Number column shows representative part numbers only, which may not be available for sale in the precise form shown. Each Part Number constitutes a product family which may contain multiple associated product configurations.

(#) Under the RoHS Compatible Product(s) column, "Available" means at least one RoHS-Compatible product is available for sale in the corresponding product family. "None" means no RoHS Compatible product is available in that product family. For Toshiba's definitions of concepts related to the RoHS Directive and RoHS Compatibility, please click [here](#). The RoHS compatibility information provided herein is to the best of Toshiba's knowledge and belief accurate as of the date Toshiba entered the information into this database. Information is subject to change at any time without notice.

Please contact your Toshiba sales representative for detailed environmental information about each specific part number or product, such as RoHS compatibility or material content. Please use Toshiba products only in compliance with all applicable laws and regulations concerning the inclusion or use of controlled substances, including without limitation the RoHS Directive. **TOSHIBA ASSUMES NO LIABILITY FOR DAMAGES OR LOSSES OCCURRING AS A RESULT OF NONCOMPLIANCE WITH APPLICABLE LAWS AND REGULATIONS.**
- Reliability data are provided for your reference only, please contact your Toshiba sales representative for detailed reliability information about each part number.
- For product delivery, additional characters will be added to the part numbers shown on this website. For details, please ask your local distributor, or send an inquiry accessed from "Contact Us" on this website.

<https://toshiba.semicon-storage.com/ap-en/product/diode/rectifier/detail.CRH02.html> 11-29-17

单击下面可查看定价，库存，交付和生命周期等信息

[>>Toshiba\(东芝\)](#)