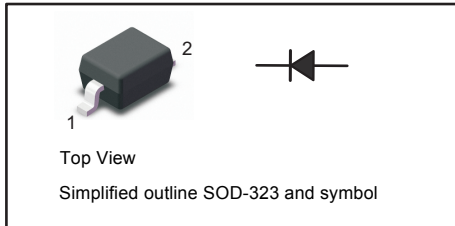


**PINNING**

PIN	DESCRIPTION
1	Cathode
2	Anode


**FEATURES**

- ◆ Small Surface Mounting Type
- ◆ Low  $V_F$  and  $I_R$
- ◆ High Reliability

**APPLICATIONS**

- ◆ High frequency rectification switching regulation

**Absolute Maximum Ratings ( $T_a = 25\text{ }^\circ\text{C}$ )**

Parameter	Symbol	Value	Unit
Peak Reverse Voltage	$V_{RM}$	30	V
DC Reverse Voltage	$V_R$	20	V
Mean Rectifying Current	$I_O$	0.5	A
Peak Forward Surge Current (60 Hz for 1 Cyc.)	$I_{FSM}$	2	A
Junction Temperature	$T_j$	125	$^\circ\text{C}$
Storage Temperature Range	$T_{stg}$	- 40 to + 125	$^\circ\text{C}$

**Characteristics at  $T_a = 25\text{ }^\circ\text{C}$** 

Parameter	Symbol	Max.	Unit
Forward Voltage at $I_F = 100\text{ mA}$ at $I_F = 500\text{ mA}$	$V_F$	0.36 0.47	V
Reverse Current at $V_R = 20\text{ V}$	$I_R$	100	$\mu\text{A}$

Note: ESD sensitive product handling required.

Typical Characteristics

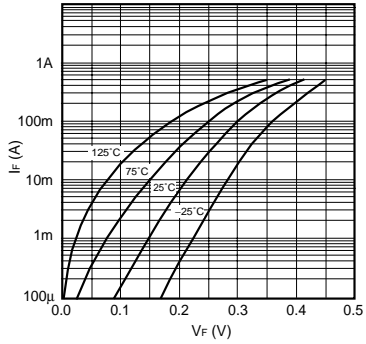


Fig.1 Forward characteristics

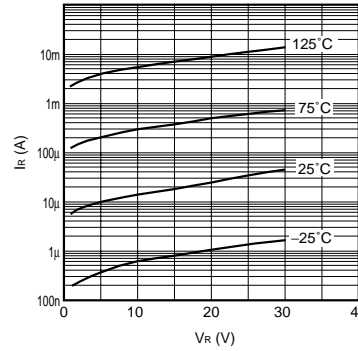


Fig.2 Reverse characteristics

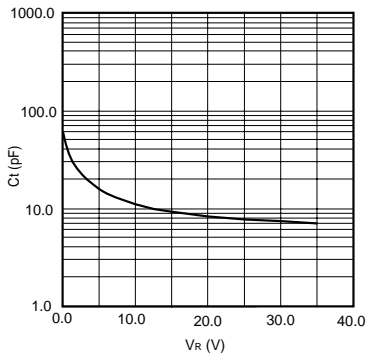


Fig.3 Capacitance between terminals characteristics

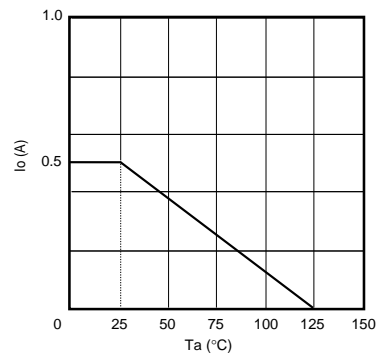
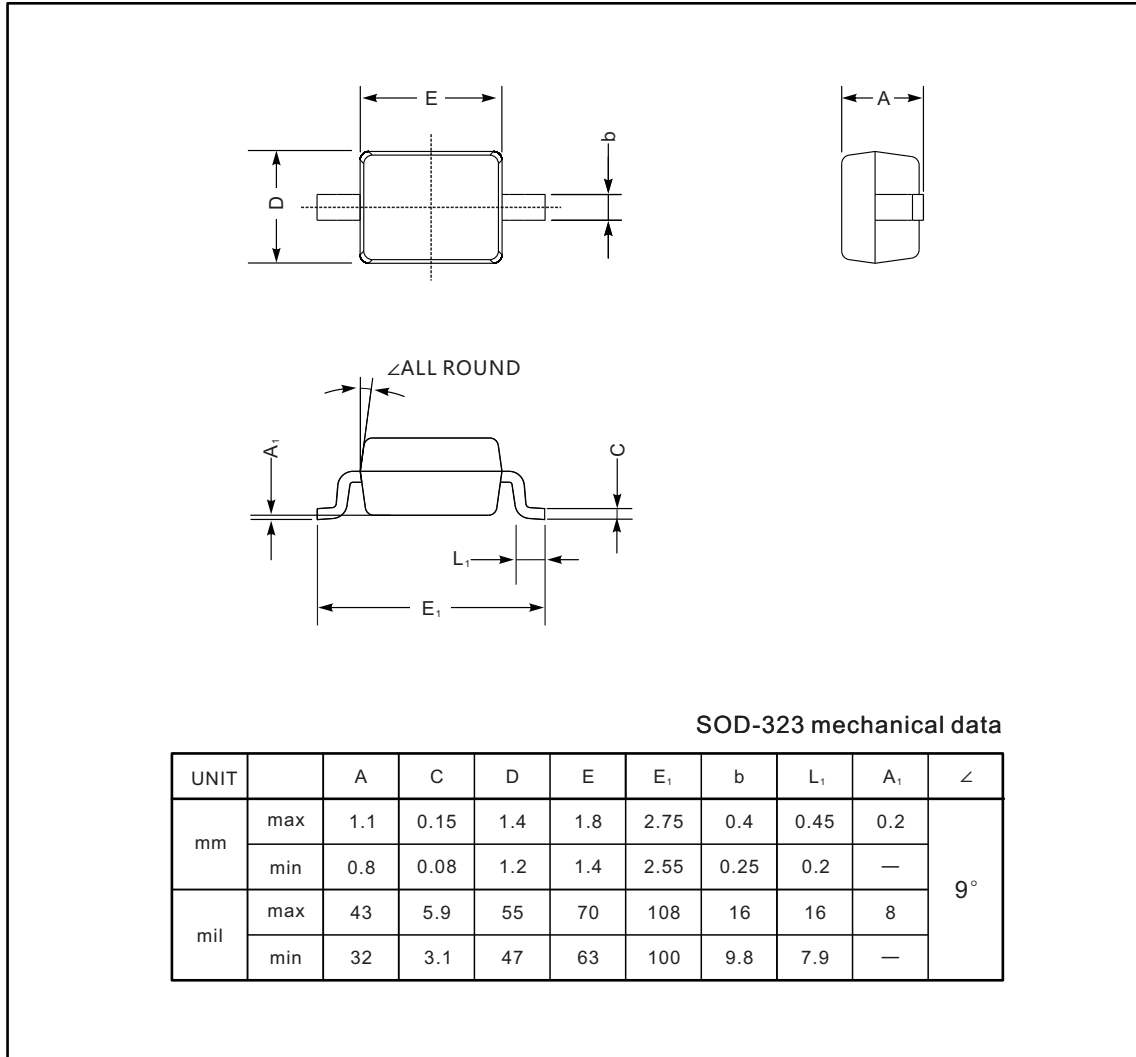


Fig.4 Derating curve

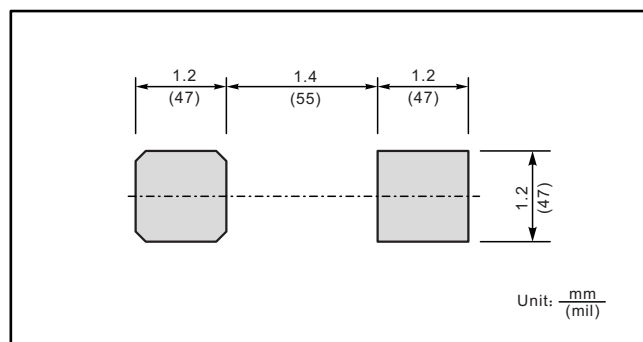
PACKAGE OUTLINE

Plastic surface mounted package; 2 leads

SOD-323



The recommended mounting pad size



单击下面可查看定价，库存，交付和生命周期等信息

[>>TWGMC\(台湾迪嘉\)](#)