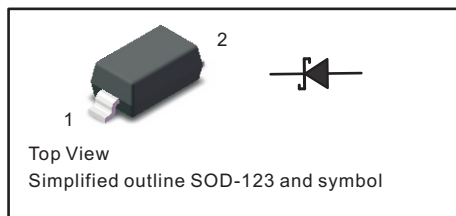


PINNING

PIN	DESCRIPTION
1	Cathode
2	Anode



Features

- ◆ Low Forward Voltage Drop
- ◆ Fast Switching

Marking

BAT42W	S7
BAT43W	S8

Absolute Maximum Ratings ($T_a = 25\text{ }^\circ\text{C}$)

Parameter	Symbol	Value	Unit
Repetitive Peak Reverse Voltage	V_{RRM}	30	V
Reverse Voltage	V_R	30	V
Forward Continuous Current	I_{FM}	200	mA
Repetitive Peak Forward Current at $t < 1\text{ s}$	I_{FRM}	500	mA
Non-repetitive Peak Forward Surge Current at $t < 10\text{ ms}$	I_{FSM}	2	A
Power Dissipation	P_{tot}	200	mW
Thermal Resistance Junction to Ambient	$R_{\theta JA}$	500	$^\circ\text{C/W}$
Operating and Storage Temperature Range	T_J, T_{Stg}	- 55 to + 125	$^\circ\text{C}$

Characteristics at $T_a = 25\text{ }^\circ\text{C}$

Parameter	Symbol	Min.	Max.	Unit
Reverse Breakdown Voltage at $I_R = 100\text{ }\mu\text{A}$	$V_{(BR)R}$	30	-	V
Reverse Current at $V_R = 25\text{ V}$	I_R	-	500	nA
Forward Voltage at $I_F = 200\text{ mA}$	V_F	-	1	V
at $I_F = 10\text{ mA}$		-	0.4	V
at $I_F = 50\text{ mA}$		-	0.65	V
at $I_F = 2\text{ mA}$		0.26	0.33	V
at $I_F = 15\text{ mA}$		-	0.45	V
Total Capacitance at $V_R = 1\text{ V}, f = 1\text{ MHz}$	C_T	-	10	pF
Reverse Recovery Time at $I_F = I_R = 10\text{ mA}, I_{tr} = 0.1 \times I_R, R_L = 100\text{ }\Omega$	t_{rr}	-	5	ns

Typical Characteristics

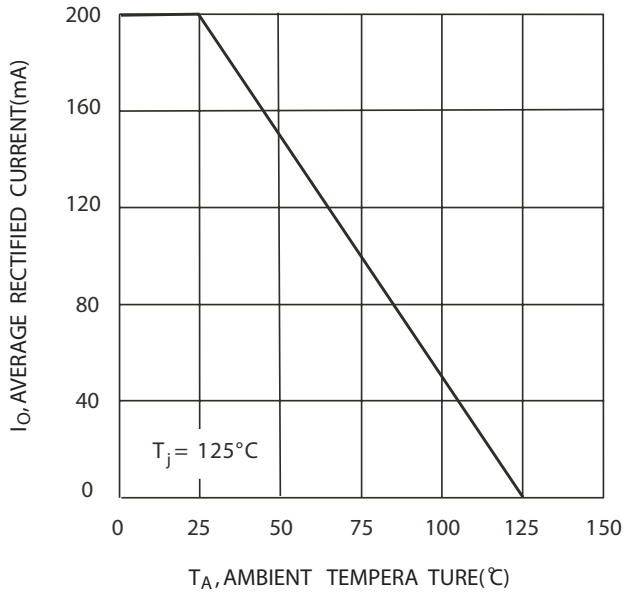


FIG. 1 Forward Current Derating Curve

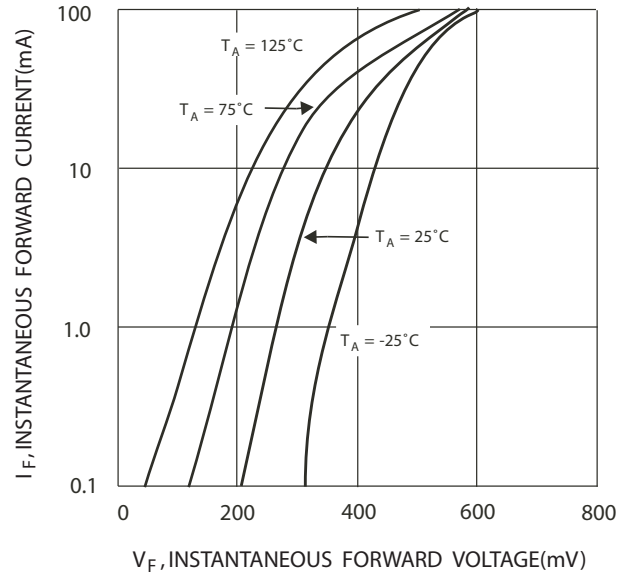


FIG. 2 Typical Forward Characteristics

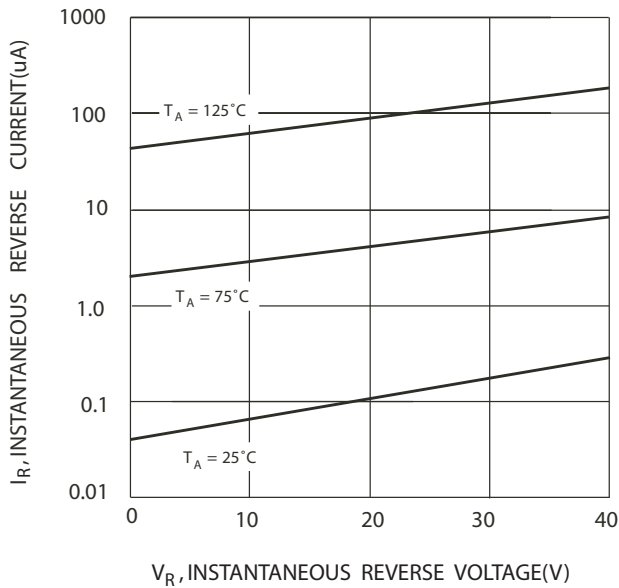


FIG. 3 Typical Reverse Characteristics

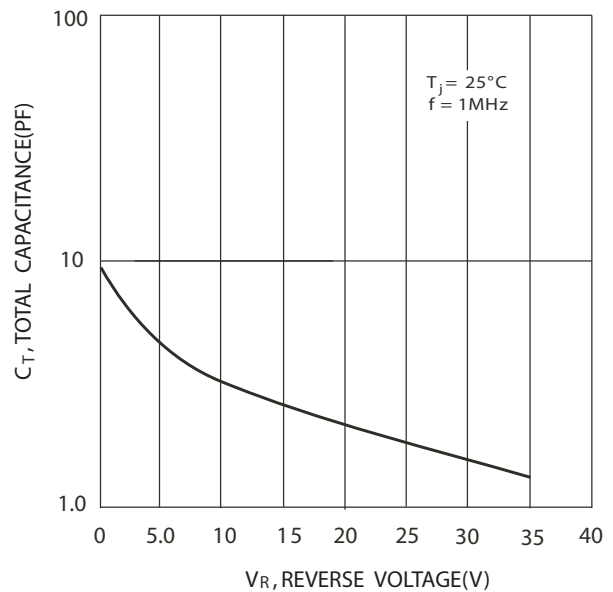
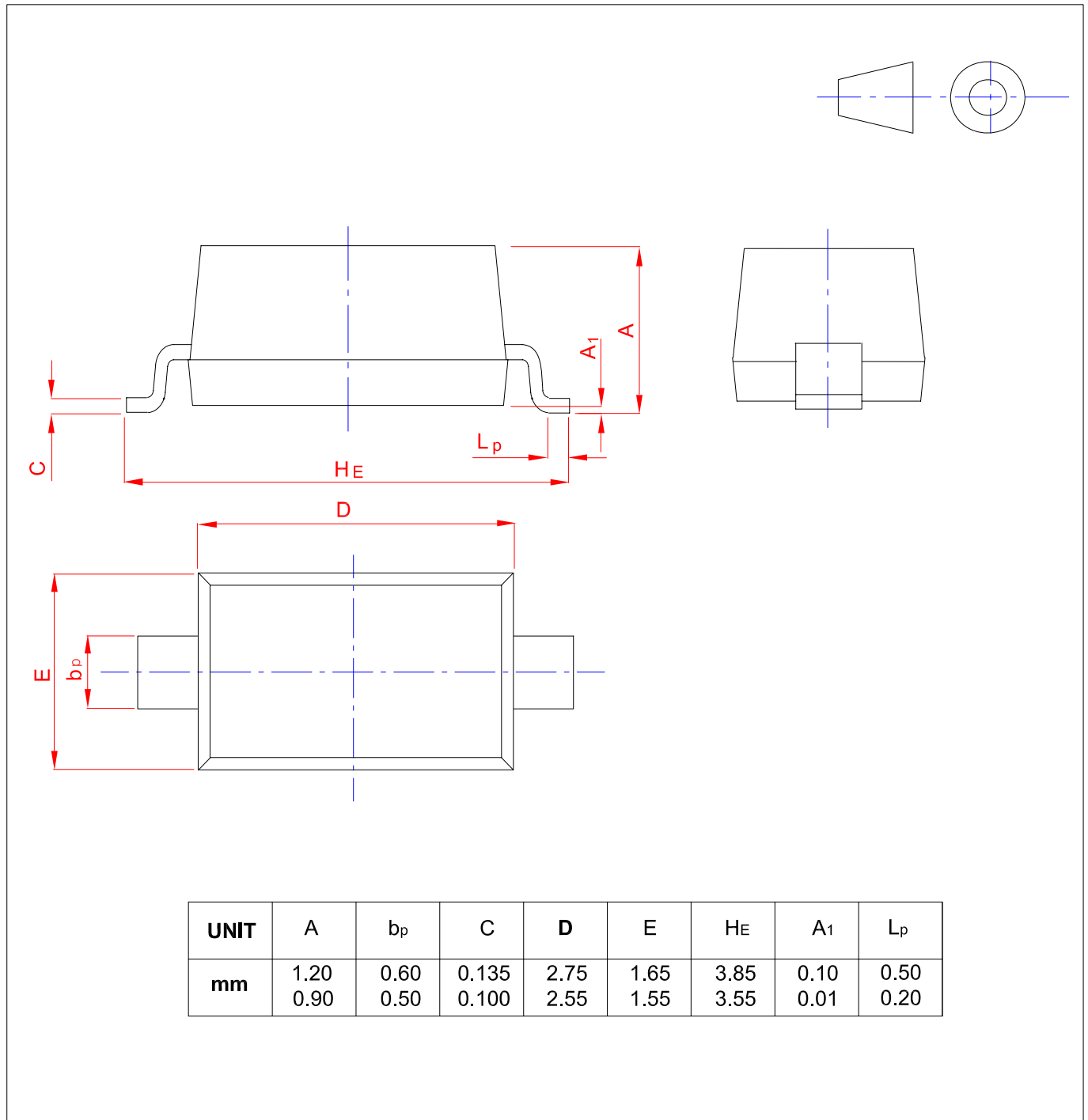


FIG. 4 Total Capacitance vs. Reverse Voltage

PACKAGE OUTLINE

Plastic surface mounted package; 2 leads

SOD-123



单击下面可查看定价，库存，交付和生命周期等信息

[>>TWGMC\(台湾迪嘉\)](#)