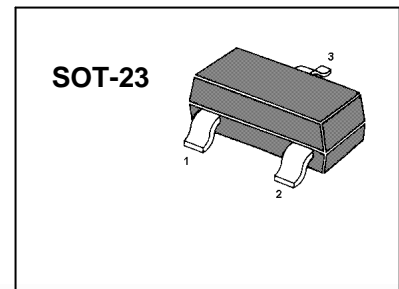


BAT54... SCHOTTKY DIODES

FEATURES

Extremely Fast Switching Speed



BAT54 MARKING: KL1

BAT54A MARKING: KL2

BAT54C MARKING: KL3

BAT54S MARKING: KL4

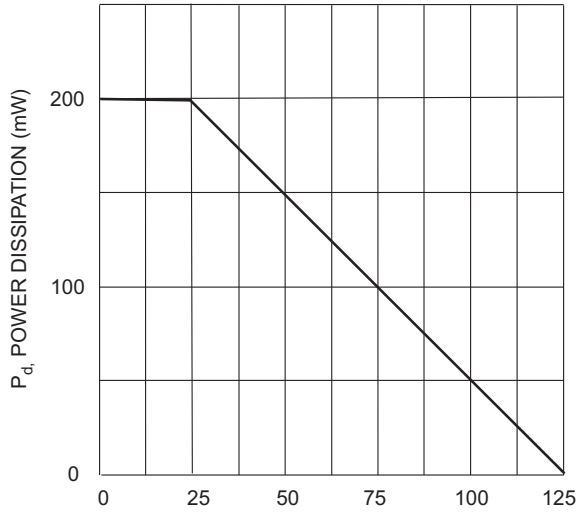
Maximum Ratings @T_A=25°C

Parameter	Symbol	Limits	Unit
Peak Repetitive Peak reverse voltage	V _{RRM}	30	V
Working Peak Reverse Voltage	V _{RWM}		
Reverse Breakdown Voltage	V _R		
Forward Continuous Current	I _{FM}	200	mA
Power Dissipation	P _D	200	mW
Storage temperature	T _{STG}	-55-150	°C

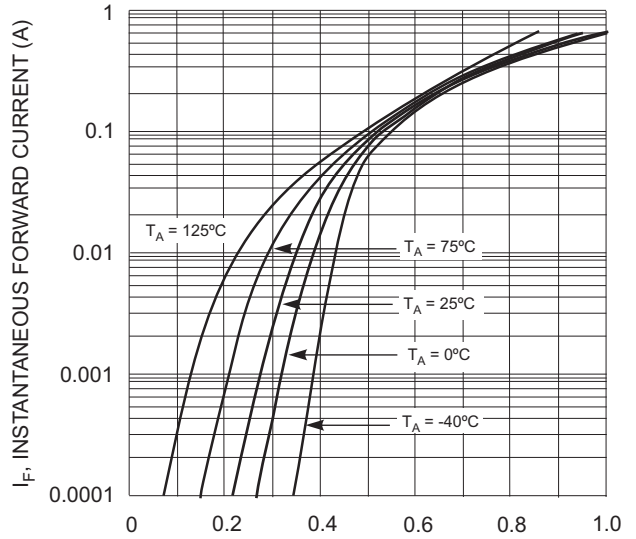
Electrical Characteristics @T_A=25°C

Parameter	Symbol	Min.	Typ.	Max.	Unit	Conditions
Reverse Breakdown Voltage	V _{(BR)R}	30			V	I _R =100μA
Forward voltage	V _{F1}			0.24	V	I _F =0.1mA
	V _{F2}			0.32	V	I _F =1mA
	V _{F3}			0.40	V	I _F =10mA
	V _{F4}			0.50	V	I _F =30mA
	V _{F5}			1	V	I _F =100mA
Reverse current	I _R			2	μA	V _R =25V
Diode Capacitance	C _D			10	pF	V _R =1V, f=1MHz
Reverse Recovery Time	t _{rr}			5	nS	I _F =I _R =10mA I _{rr} =0.1X I _R , R _L =100Ω

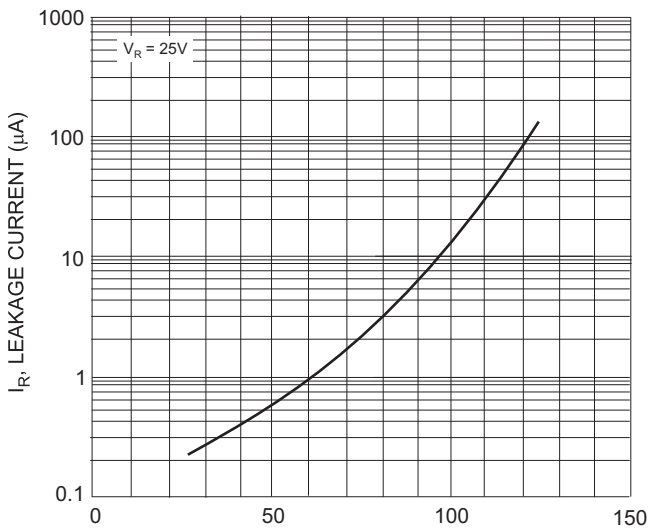
Typical Characteristics



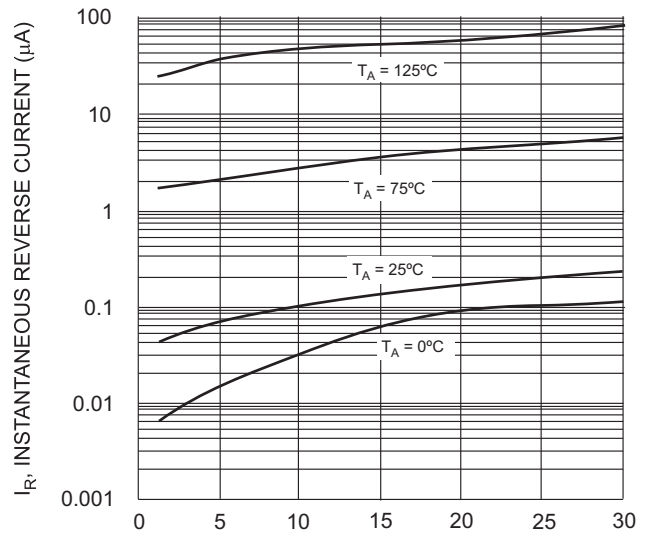
T_A , AMBIENT TEMPERATURE (°C)
Fig. 1 Power Derating Curve



V_{F1} , INSTANTANEOUS FORWARD VOLTAGE (V)
Fig. 2 Forward Characteristics



T_j , JUNCTION TEMPERATURE (°C)
Fig. 3, Typical Reverse Characteristics

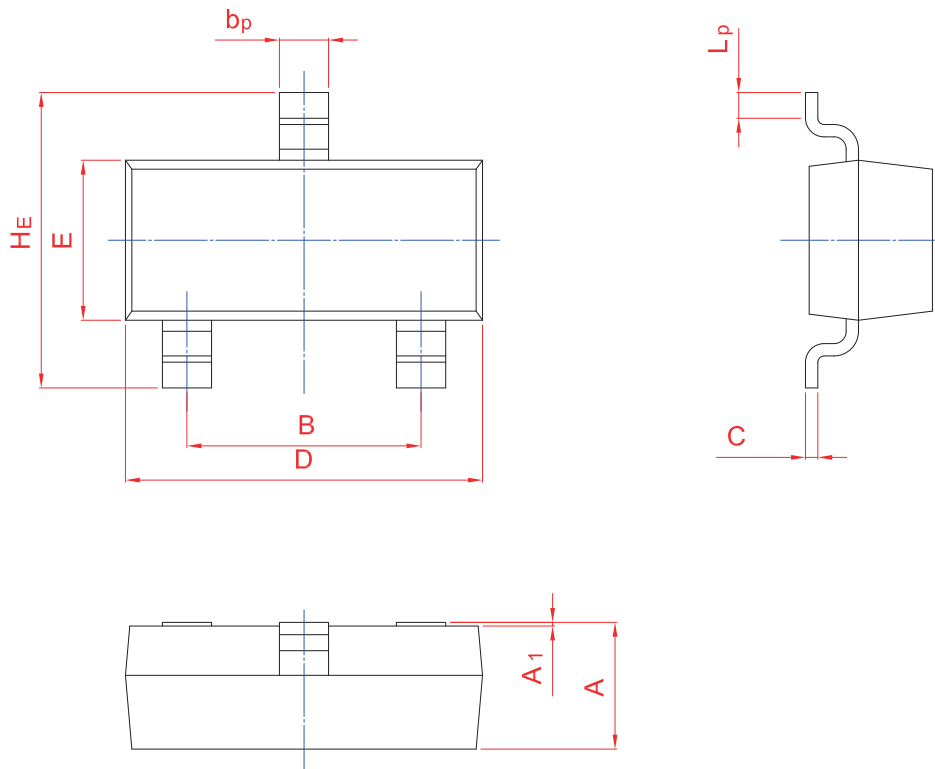
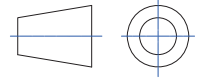


V_R , INSTANTANEOUS REVERSE VOLTAGE (V)
Fig. 4 Typical Reverse Characteristics

PACKAGE OUTLINE

Plastic surface mounted package; 3 leads

SOT-23



UNIT	A	B	bp	C	D	E	HE	A1	Lp
mm	1.40	2.04	0.50	0.19	3.10	1.65	3.00	0.100	0.50
	0.95	1.78	0.35	0.08	2.70	1.20	2.20	0.013	0.20

单击下面可查看定价，库存，交付和生命周期等信息

[>>TWGMC\(台湾迪嘉\)](#)