

Typical Characteristics

Fig.1 Forward Current Derating Curve

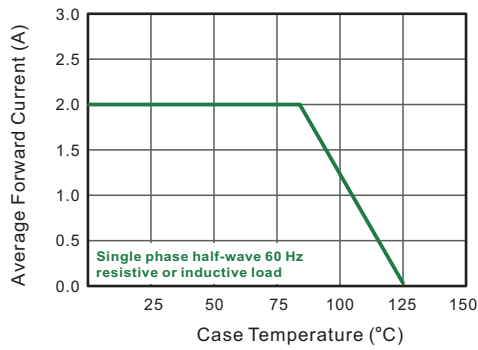


Fig.2 Typical Reverse Characteristics

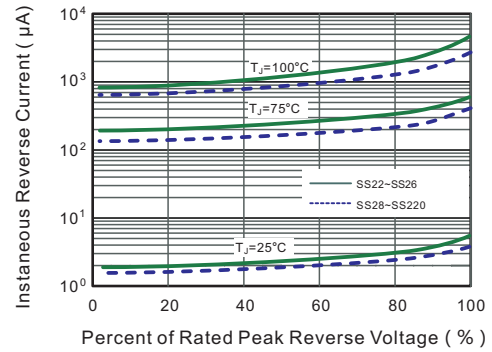


Fig.3 Typical Forward Characteristic

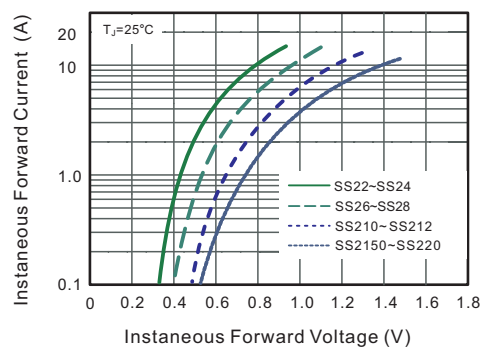


Fig.4 Typical Junction Capacitance

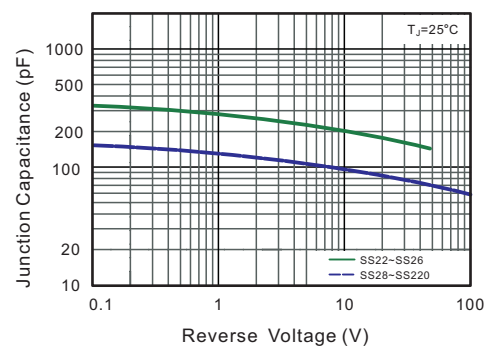


Fig.5 Maximum Non-Repetitive Peak Forward Surge Current

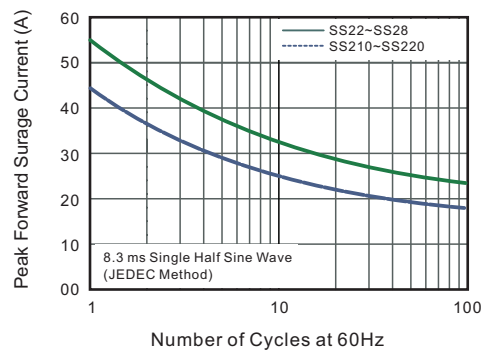
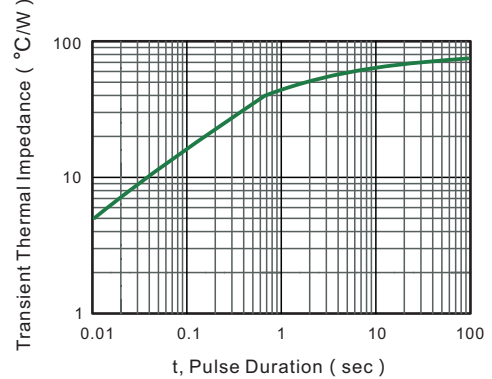


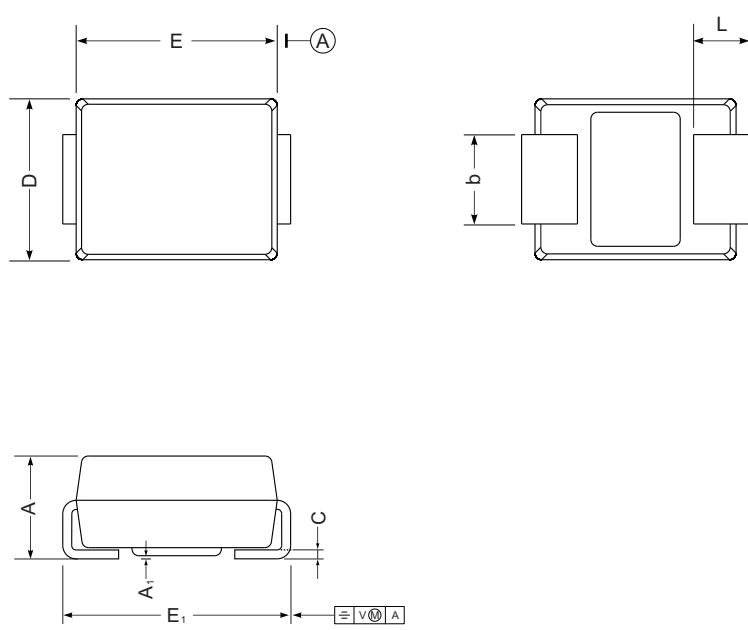
Fig.6- Typical Transient Thermal Impedance



PACKAGE OUTLINE

Plastic surface mounted package; 2 leads

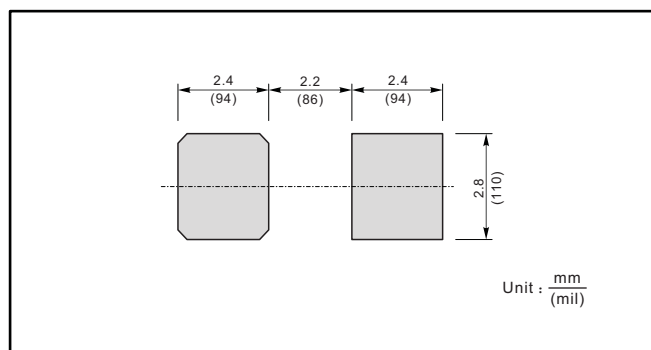
SMB



SMB mechanical data

UNIT		A	E	D	E ₁	A ₁	L	C	b
mm	max	2.44	4.70	3.94	5.59	0.20	1.5	0.305	2.2
	min	2.13	4.06	3.3	5.08	0.05	0.8	0.152	1.9
mil	max	96	185	155	220	7.9	59	12	87
	min	84	160	130	200	2.0	32	6	75

The recommended mounting pad size



单击下面可查看定价，库存，交付和生命周期等信息

[>>TWGMC\(台湾迪嘉\)](#)