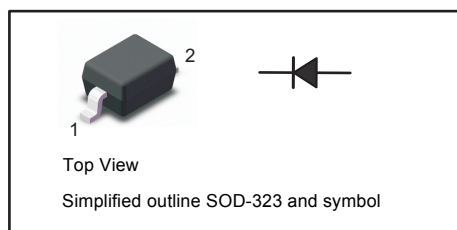


PINNING

PIN	DESCRIPTION
1	Cathode
2	Anode


FEATURES

- ◆ Small Surface Mounting Type
- ◆ Low reverse current and low forward voltage
- ◆ High Reliability

APPLICATIONS

- ◆ High speed switching

Absolute Maximum Ratings ($T_a = 25\text{ }^\circ\text{C}$)

Parameter	Symbol	Value	Unit
Peak Reverse Voltage	V_{RM}	40	V
Reverse Voltage	V_R	30	V
Mean Rectifying Current	I_O	30	mA
Peak Forward Surge Current (60 Hz for 1 Cyc.)	I_{FSM}	200	mA
Junction Temperature	T_j	125	$^\circ\text{C}$
Storage Temperature Range	T_{stg}	- 40 to + 125	$^\circ\text{C}$

Characteristics at $T_a = 25\text{ }^\circ\text{C}$

Parameter	Symbol	Typ.	Max.	Unit
Forward Voltage at $I_F = 1\text{ mA}$	V_F	-	0.37	V
Reverse Current at $V_R = 30\text{ V}$	I_R	-	0.5	μA
Capacitance Between Terminals at $V_R = 1\text{ V}$, $f = 1\text{ MHz}$	C_T	2	-	pF

Note: ESD sensitive product handling required.

Typical Characteristics

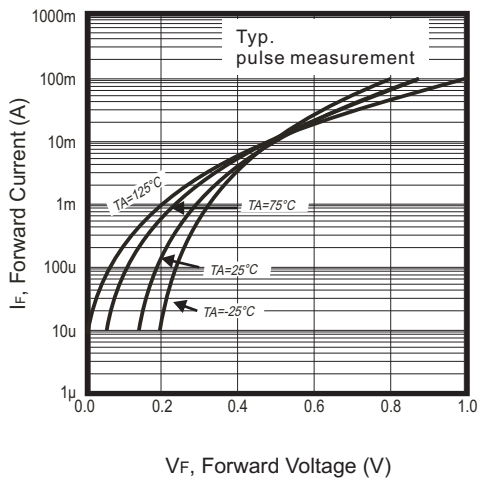


Fig.1 Forward Characteristics

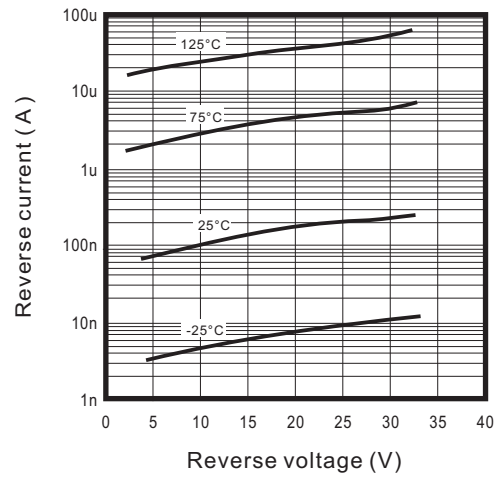


Fig. 2 - Reverse characteristics

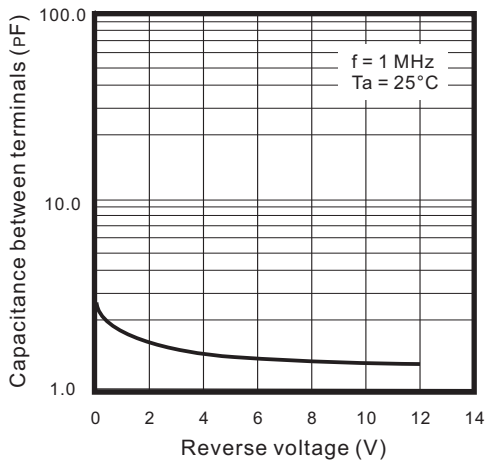
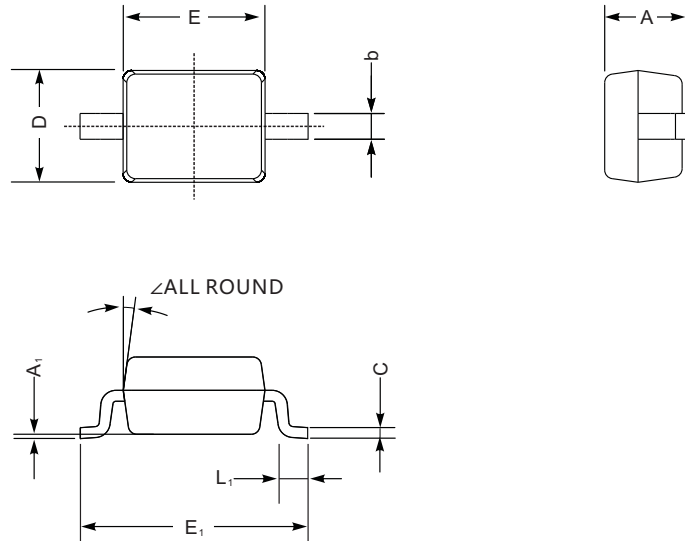


Fig. 3 - Capacitance between terminals characteristics

PACKAGE OUTLINE

Plastic surface mounted package; 2 leads

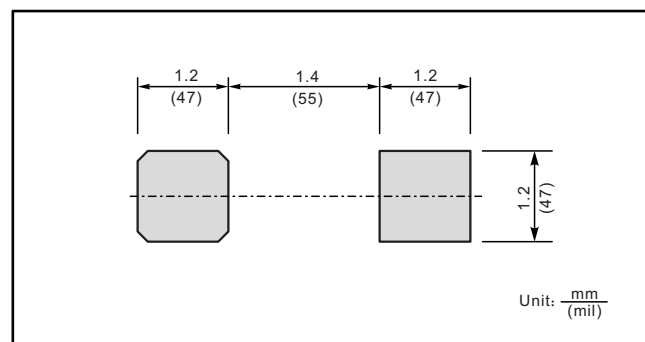
SOD-323



SOD-323 mechanical data

UNIT		A	C	D	E	E ₁	b	L ₁	A ₁	∠
mm	max	1.1	0.15	1.4	1.8	2.75	0.4	0.45	0.2	9°
	min	0.8	0.08	1.2	1.4	2.55	0.25	0.2	—	
mil	max	43	5.9	55	70	108	16	16	8	
	min	32	3.1	47	63	100	9.8	7.9	—	

The recommended mounting pad size



单击下面可查看定价，库存，交付和生命周期等信息

[>>TWGMC\(台湾迪嘉\)](#)