


**Transient Voltage Suppressors for ESD Protection**
**PINNING**

PIN	DESCRIPTION
1	Cathode
2	Anode


**Applications**

- Cellular phones
- Portable devices
- Digital cameras
- Power supplies

**Features**

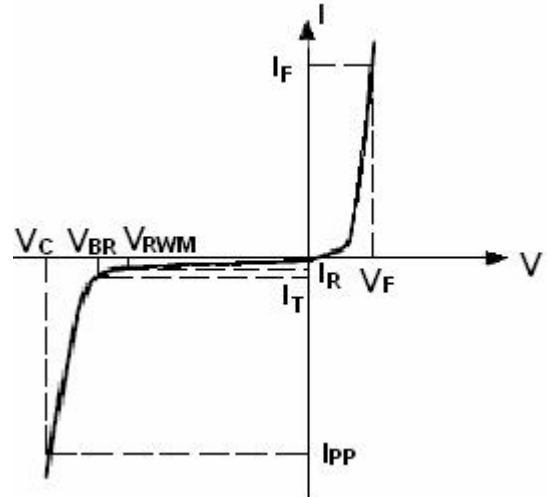
- Small Body Outline Dimensions
- Low Body Height
- Stand-off Voltage: 5V
- Peak Power up to 200 Watts @ 8 x 20  $\mu$ s Pulse
- Low Leakage
- Response Time is Typically < 1 ns
- ESD Rating of Class 3 (> 16 kV) per Human Body Model
- IEC61000-4-2 Level 4 ESD Protection
- IEC61000-4-4 Level 4 EFT Protection
- We declare that the material of product compliance with RoHS requirements.
- S- Prefix for Automotive and Other Applications Requiring Unique Site and Control Change Requirements; AEC-Q101 Qualified and PPAP Capable.

**Absolute Ratings ( $T_{amb}=25^{\circ}C$ )**

Symbol	Parameter	Value	Units
$P_{PP}$	Peak Pulse Power ( $t_p = 8/20\mu s$ )	200	W
$T_L$	Maximum lead temperature for soldering during 10s	260	$^{\circ}C$
$T_{stg}$	Storage Temperature Range	-55 to +150	$^{\circ}C$
$T_{op}$	Operating Temperature Range	-40 to +125	$^{\circ}C$
$T_j$	Maximum junction temperature	150	$^{\circ}C$
	IEC61000-4-2 (ESD) air discharge	$\pm 15$	KV
	contact discharge	$\pm 8$	
	IEC61000-4-4 (EFT)	40	A
	ESD Voltage Per Human Body Model	16	KV

**Electrical Parameter**

Symbol	Parameter
$I_{PP}$	Maximum Reverse Peak Pulse Current
$V_C$	Clamping Voltage @ $I_{PP}$
$V_{RWM}$	Working Peak Reverse Voltage
$I_R$	Maximum Reverse Leakage Current @ $V_{RWM}$
$I_T$	Test Current
$V_{BR}$	Breakdown Voltage @ $I_T$
$I_F$	Forward Current
$V_F$	Forward Voltage @ $I_F$

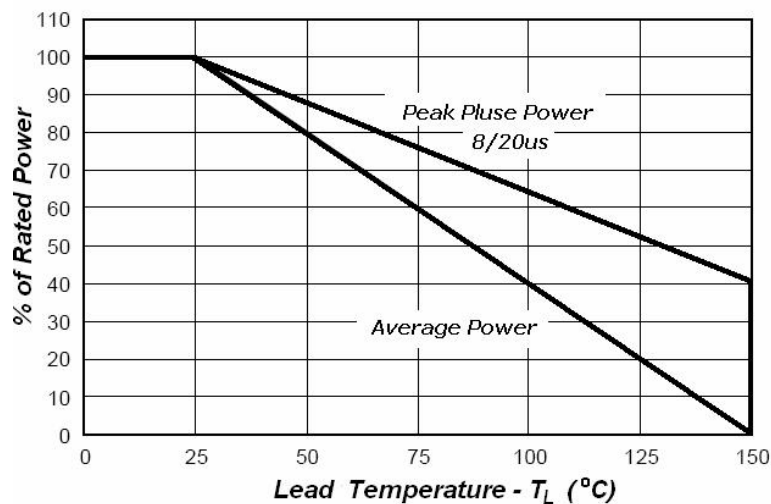


**Electrical Characteristics** Ratings at 25°C ambient temperature unless otherwise specified.  $V_F = 0.9V$  at  $I_F = 10mA$

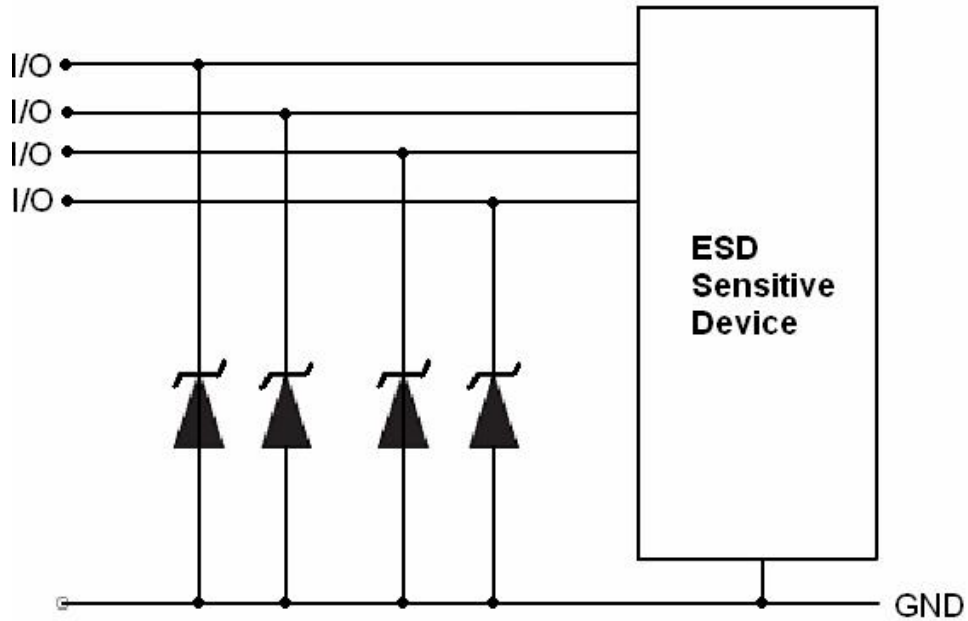
Device	Device Marking	$V_{RWM}$ (V)	$I_R$ (uA) @ $V_{RWM}$	$V_{BR}$ (V) @ $I_T$ (Note 1)	$I_T$	$V_C$ (V) @ $I_{PP}=5 A^*$	$V_C$ (V) @ Max $I_{PP}^*$	$I_{PP}$ (A)*	$P_{PK}$ (W)*	C (pF)
		Max	Max	Min	mA	Typ	Max	Max	Max	Typ
ESD5Z5V0	ZF	5.0	1.0	6.2	1.0	11.6	18.6	9.4	174	80

\*Surge current waveform per Figure 1.

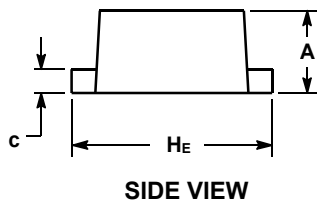
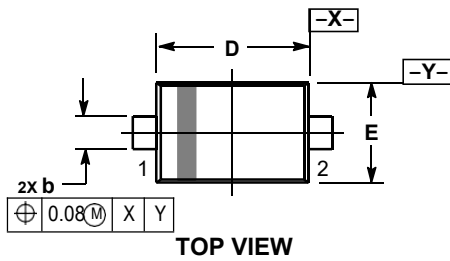
1.  $V_{BR}$  is measured with a pulse test current  $I_T$  at an ambient temperature of 25°C.



## Transient Voltage Suppressors for ESD Protection



**SOD-523**

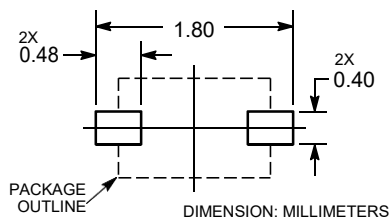


**NOTES:**

1. DIMENSIONING AND TOLERANCING PER ASME Y14.5M, 1994.
2. CONTROLLING DIMENSION: MILLIMETERS.
3. MAXIMUM LEAD THICKNESS INCLUDES LEAD FINISH. MINIMUM LEAD THICKNESS IS THE MINIMUM THICKNESS OF BASE MATERIAL.
4. DIMENSIONS D AND E DO NOT INCLUDE MOLD FLASH, PROTRUSIONS, OR GATE BURRS.

DIM	MILLIMETERS		
	MIN	NOM	MAX
A	0.50	0.60	0.70
b	0.25	0.30	0.35
c	0.07	0.14	0.20
D	1.10	1.20	1.30
E	0.70	0.80	0.90
H E	1.50	1.60	1.70
L	0.30 REF		
L2	0.15	0.20	0.25

**RECOMMENDED SOLDERING FOOTPRINT\***



单击下面可查看定价，库存，交付和生命周期等信息

[>>TWGMC\(台湾迪嘉\)](#)