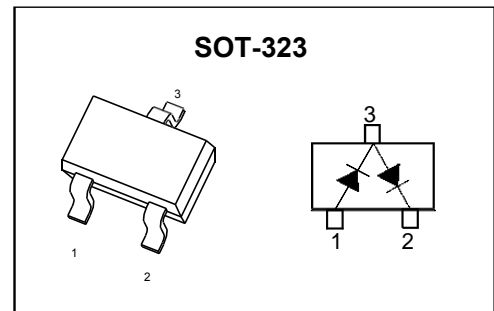


**FEATURES**

- For high-speed switching applications
- Connected in series

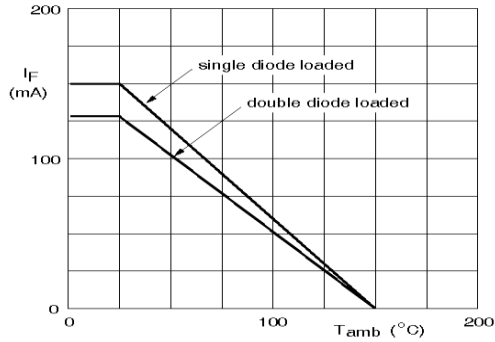

**Absolute Maximum Ratings ( $T_a = 25\text{ }^\circ\text{C}$ )**

Parameter	Symbol	Value	Unit
Repetitive Peak Reverse Voltage	$V_{RRM}$	85	V
Reverse Voltage	$V_R$	75	V
Continuous Forward Current	$I_F$	150	mA
Single Diode Load Double Diode Load		130	
Repetitive Peak Forward Current	$I_{FRM}$	500	mA
Non-Repetitive Peak Forward Surge Current	$I_{FSM}$	at $t = 1\ \mu\text{s}$	4
		at $t = 1\ \text{ms}$	1
		at $t = 1\ \text{s}$	0.5
Total Power Dissipation	$P_{tot}$	200	mW
Thermal Resistance from Junction to Ambient	$R_{\theta JA}$	625	$^\circ\text{C/W}$
Junction Temperature	$T_j$	150	$^\circ\text{C}$
Storage Temperature Range	$T_{stg}$	- 55 to + 150	$^\circ\text{C}$

**Characteristics at  $T_a = 25\text{ }^\circ\text{C}$** 

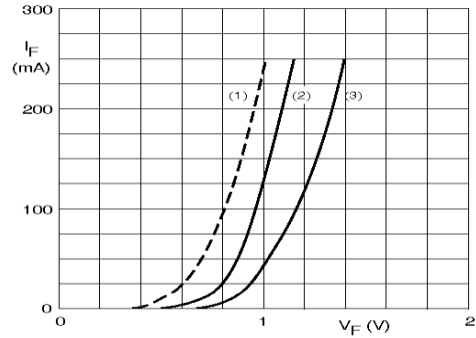
Parameter	Symbol	Max.	Unit
Forward Voltage at $I_F = 1\ \text{mA}$ at $I_F = 10\ \text{mA}$ at $I_F = 50\ \text{mA}$ at $I_F = 150\ \text{mA}$	$V_F$	0.715	V
		0.855	
		1	
		1.25	
Reverse Current at $V_R = 25\ \text{V}$ at $V_R = 75\ \text{V}$ at $V_R = 25\ \text{V}, T_j = 150\text{ }^\circ\text{C}$ at $V_R = 75\ \text{V}, T_j = 150\text{ }^\circ\text{C}$	$I_R$	30	nA
		1	$\mu\text{A}$
		30	$\mu\text{A}$
		50	$\mu\text{A}$
Diode Capacitance at $V_R = 0, f = 1\ \text{MHz}$	$C_d$	1.5	pF
Reverse Recovery Time at $I_F = I_R = 10\ \text{mA}, I_{rr} = 0.1 \times I_R, R_L = 100\ \Omega$	$t_{rr}$	4	ns

### Typical Characteristics



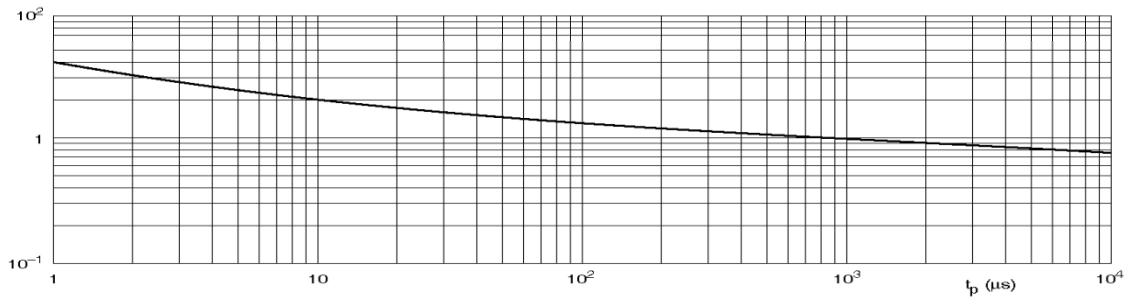
Device mounted on an FR4 printed-circuit board.

Maximum permissible continuous forward current as a function of ambient temperature.



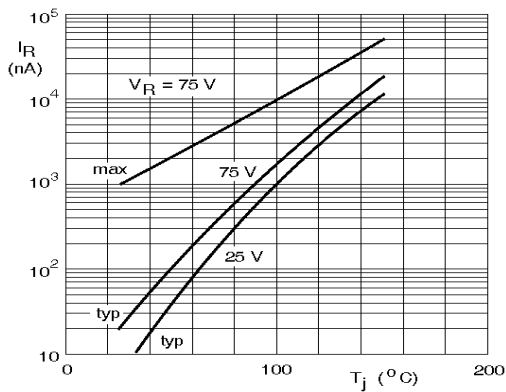
- (1)  $T_j = 150$  °C; typical values.
- (2)  $T_j = 25$  °C; typical values.
- (3)  $T_j = 25$  °C; maximum values.

Forward current as a function of forward voltage.

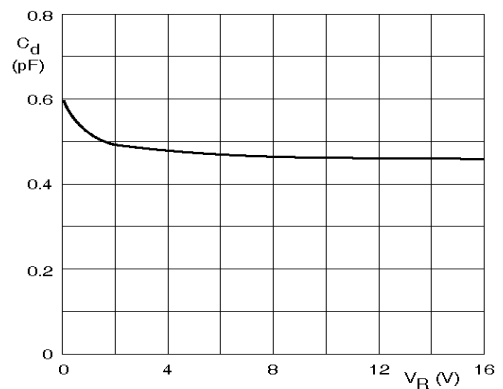


Based on square wave currents.  
 $T_j = 25$  °C prior to surge.

Maximum permissible non-repetitive peak forward current as a function of pulse duration.



Reverse current as a function of junction temperature.



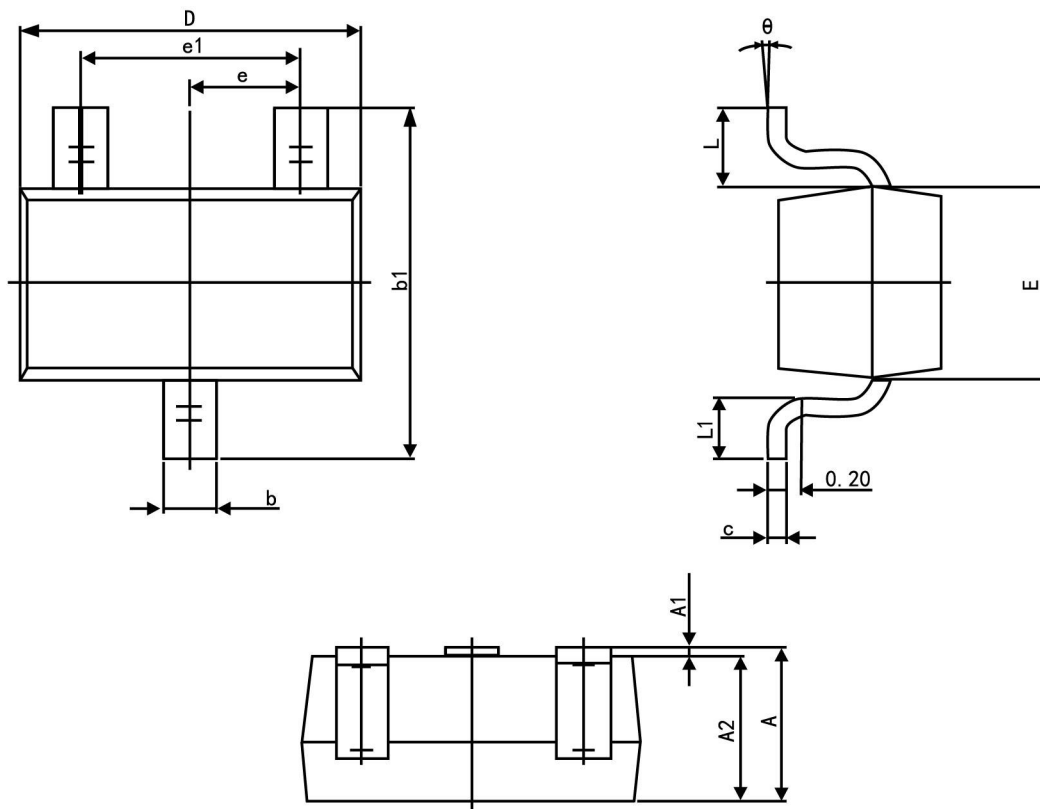
$f = 1$  MHz;  $T_j = 25$  °C.

Diode capacitance as a function of reverse voltage; typical values.

PACKAGE OUTLINE

Plastic surface mounted package; 3 leads

SOT-323



Symbol	Dimension in Millimeters	
	Min	Max
A	0.900	1.100
A1	0.000	0.100
A2	0.900	1.000
b	0.200	0.400
c	0.080	0.150
D	2.000	2.200
E	1.150	1.350
E1	2.150	2.450
e	0.650 TYP.	
e1	1.200	1.400
L	0.525 REF.	
L1	0.260	0.460
theta	0°	8°

单击下面可查看定价，库存，交付和生命周期等信息

[>>TWGMC\(台湾迪嘉\)](#)