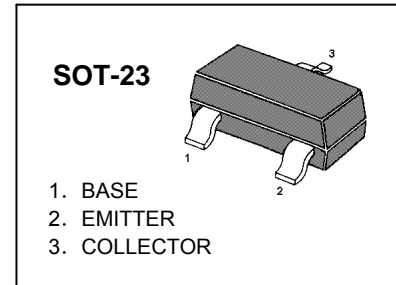


SS8050 TRANSISTOR (NPN)
FEATURES

Complimentary to SS8550

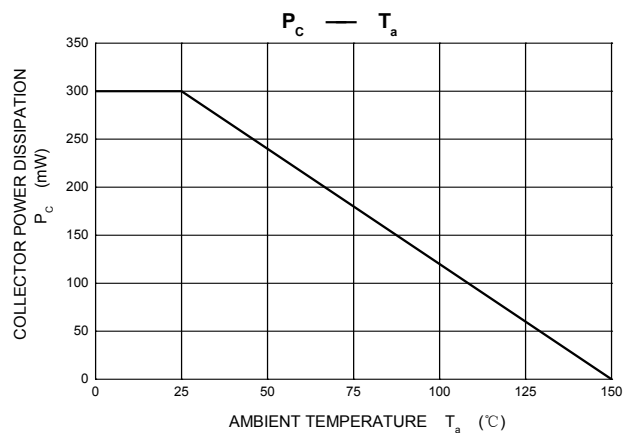
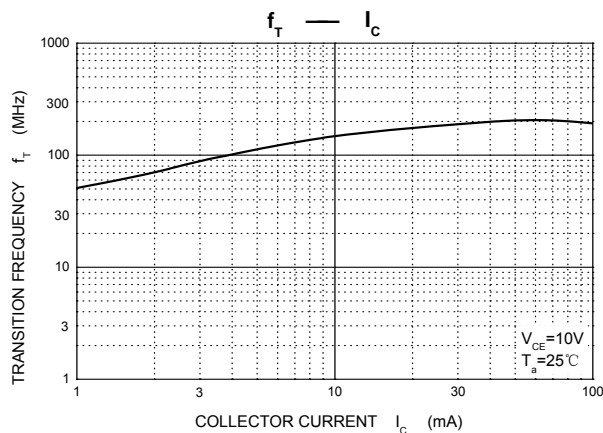
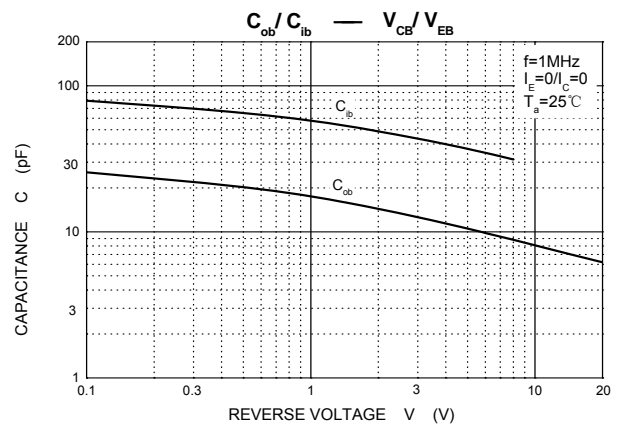
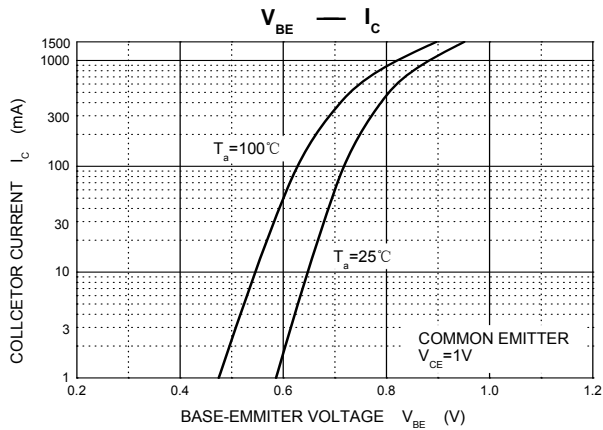
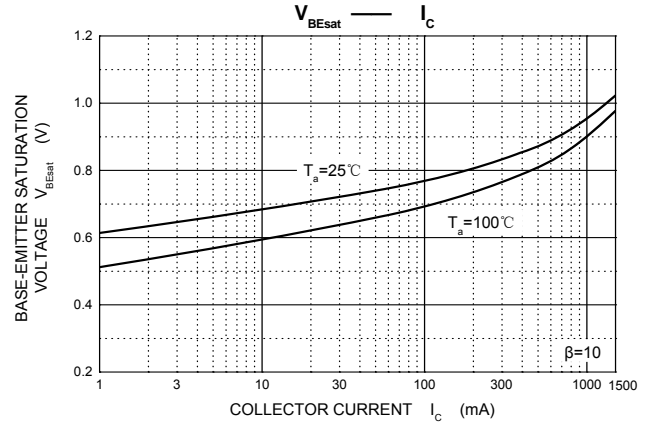
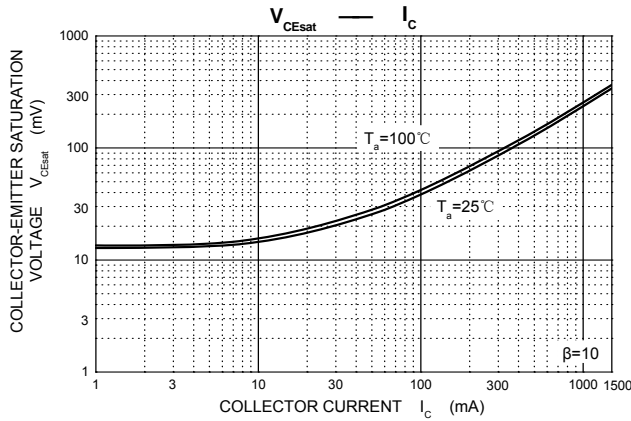
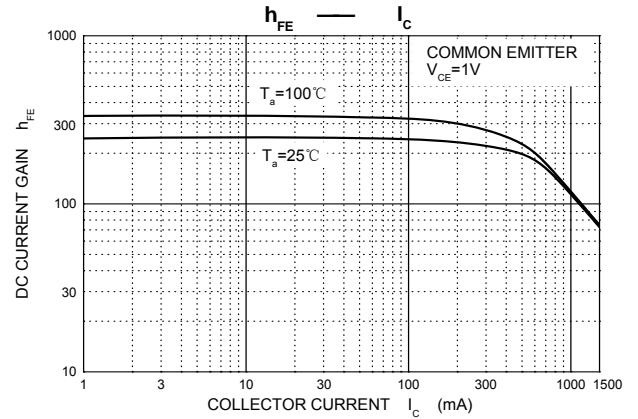
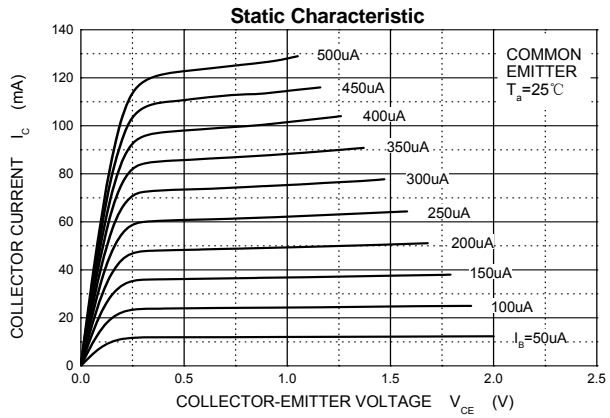
MARKING: Y1

MAXIMUM RATINGS ($T_A=25^{\circ}\text{C}$ unless otherwise noted)

Symbol	Parameter	Value	Units
V_{CBO}	Collector-Base Voltage	40	V
V_{CEO}	Collector-Emitter Voltage	25	V
V_{EBO}	Emitter-Base Voltage	5	V
I_{C}	Collector Current -Continuous	1.5	A
P_{C}	Collector Power Dissipation	0.3	W
T_{j}	Junction Temperature	150	$^{\circ}\text{C}$
T_{stg}	Storage Temperature	-55-150	$^{\circ}\text{C}$

ELECTRICAL CHARACTERISTICS ($T_{\text{amb}}=25^{\circ}\text{C}$ unless otherwise specified)

Parameter	Symbol	Test conditions	MIN	TYP	MAX	UNIT
Collector-base breakdown voltage	$V_{(\text{BR})\text{CBO}}$	$I_{\text{C}}=100\mu\text{A}$, $I_{\text{E}}=0$	40			V
Collector-emitter breakdown voltage	$V_{(\text{BR})\text{CEO}}$	$I_{\text{C}}=0.1\text{mA}$, $I_{\text{B}}=0$	25			V
Emitter-base breakdown voltage	$V_{(\text{BR})\text{EBO}}$	$I_{\text{E}}=100\mu\text{A}$, $I_{\text{C}}=0$	5			V
Collector cut-off current	I_{CBO}	$V_{\text{CB}}=40\text{V}$, $I_{\text{E}}=0$			0.1	μA
Collector cut-off current	I_{CEO}	$V_{\text{CB}}=20\text{V}$, $I_{\text{E}}=0$			0.1	μA
Emitter cut-off current	I_{EBO}	$V_{\text{EB}}=5\text{V}$, $I_{\text{C}}=0$			0.1	μA
DC current gain	$h_{\text{FE}(1)}$	$V_{\text{CE}}=1\text{V}$, $I_{\text{C}}=100\text{mA}$	200		350	
	$h_{\text{FE}(2)}$	$V_{\text{CE}}=1\text{V}$, $I_{\text{C}}=800\text{mA}$	40			
Collector-emitter saturation voltage	$V_{\text{CE}(\text{sat})}$	$I_{\text{C}}=800\text{mA}$, $I_{\text{B}}=80\text{mA}$			0.5	V
Base-emitter saturation voltage	$V_{\text{BE}(\text{sat})}$	$I_{\text{C}}=800\text{mA}$, $I_{\text{B}}=80\text{mA}$			1.2	V
Transition frequency	f_{T}	$V_{\text{CE}}=10\text{V}$, $I_{\text{C}}=50\text{mA}$ $f=30\text{MHz}$	100			MHz

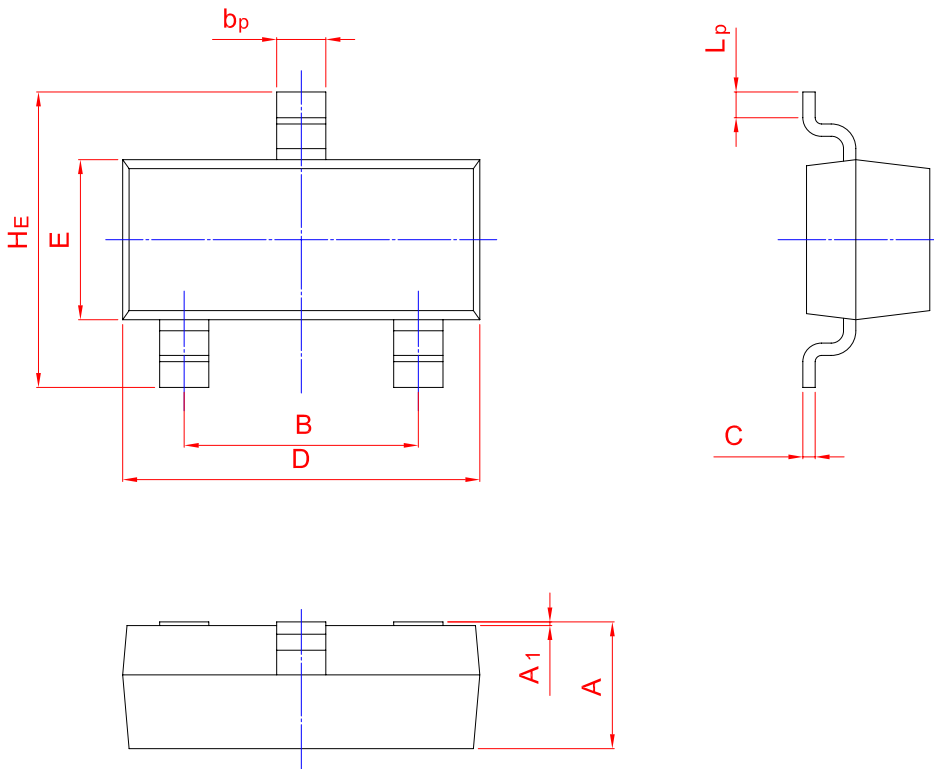
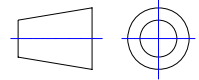
Typical Characteristics



PACKAGE OUTLINE

Plastic surface mounted package; 3 leads

SOT-23



UNIT	A	B	bp	C	D	E	HE	A1	Lp
mm	1.40	2.04	0.50	0.19	3.10	1.65	3.00	0.100	0.50
	0.95	1.78	0.35	0.08	2.70	1.20	2.20	0.013	0.20

单击下面可查看定价，库存，交付和生命周期等信息

[>>TWGMC\(台湾迪嘉\)](#)