

SPECIFICATION FOR APPROVAL

CUSTOMER : _____

PRODUCT TYPE : SMD XTAL 2.0 × 1.6

NOMINAL FREQ. : 32.000000MHz

TXC P/N : 8Y32000004

REVISION : A2

CUSTOMER P/N : _____

PM / SALES : _____

DATE : _____

CUSTOMER SIGNATURE & Date _____

- (1) TXC requires one copy returned with signature and title of authorized individual that signifies acceptance of the attached specifications.
- (2) Orders received and accepted by TXC after return of signed copy of specification will be produced per these specifications.
- (3) Any changes to these specifications must be agreed upon by both parties and new revision of the Product Specification Sheet will be issued.
- (4) Any issuance of purchase order prior to consigning back the Approval page of "Specification Sheets" from customers will be regarded as the agreement on the contents of these specifications.

Attachment: Product Specification Sheet

- 1
- 2
- 3
- 4
- 5

RoHS Compliant



TXC CORPORATION

4F, NO. 16, Sec. 2 Chung Yang S Rd., Peitou, Taipei, Taiwan.

TEL : 886-2-2894-1202 , 886-2-2895-2201 FAX : 886-2-2894-1206 , 886-2-2895-6207

www.txccorp.com

PRODUCT SPECIFICATION SHEET

PRODUCT TYPE : SMD XTAL 2.0 × 1.6

NOMINAL FREQ. : 32.000000MHz

TXC P/N : 8Y32000004

REVISION : A2

| PE/RD | QA | MFG |
|-----------------------------------|-------------------------------------|-----------------------------|
| <i>Robin Huang</i> Robin Huang | <i>Samson Xiong</i> Samson Xiong | <i>Jake Liu</i> Jake Liu |
| <i>22-Aug-14</i> | <i>22-Aug-14</i> | <i>22-Aug-14</i> |

NOTE:

- (1)Lead Free Products are "Directive 2002/95/EC of The European Parliament of 27 January 2003 on the restriction of the use of certain hazardous substances (RoHS) in electrical and electronic equipment" Compliant (Attachment: SGS Test Report).
- (2)Revision "Sx" is for engineering samples only. PE/RD's approval required.
- (3)Revision "Ax" is production ready. PE, QA and MFG's approval required

RoHS Compliant



| <u>Rev</u> | <u>Revise page</u> | <u>Revise contents</u> | <u>Date</u> | <u>Ref.No.</u> | <u>Reviser</u> |
|------------|--------------------|---|-------------|----------------|----------------|
| A2 | N/A | Initial released | 3-Jul-13 | N/A | Yachuan Miao |
| A2 | 2 | Operating Temperature -30~75℃ Change To -30~85℃ Frequency Stability ±20 Change To ±10 | 22/Aug/14 | ECR-14N090201 | Xiaoyan Jiang |
| | | | | | |
| | | | | | |
| | | | | | |
| | | | | | |
| | | | | | |
| | | | | | |
| | | | | | |
| | | | | | |
| | | | | | |
| | | | | | |
| | | | | | |
| | | | | | |
| | | | | | |
| | | | | | |
| | | | | | |
| | | | | | |
| | | | | | |
| | | | | | |
| | | | | | |
| | | | | | |

■ ELECTRICAL SPECIFICATIONS

Standard atmospheric conditions

Unless otherwise specified, the standard range of atmospheric conditions for making measurement and tests are as follow:

Ambient temperature : $25 \pm 10^{\circ}\text{C}$
 Relative humidity : 40%~70%

If there is any doubt about the results, measurement shall be made within the following limits:

Ambient temperature : $25 \pm 3^{\circ}\text{C}$
 Relative humidity : 40%~70%

Measure equipment

Electrical characteristics measured by S&A 250B or equivalent.

Crystal cutting type

The crystal is using AT CUT (thickness shear mode).

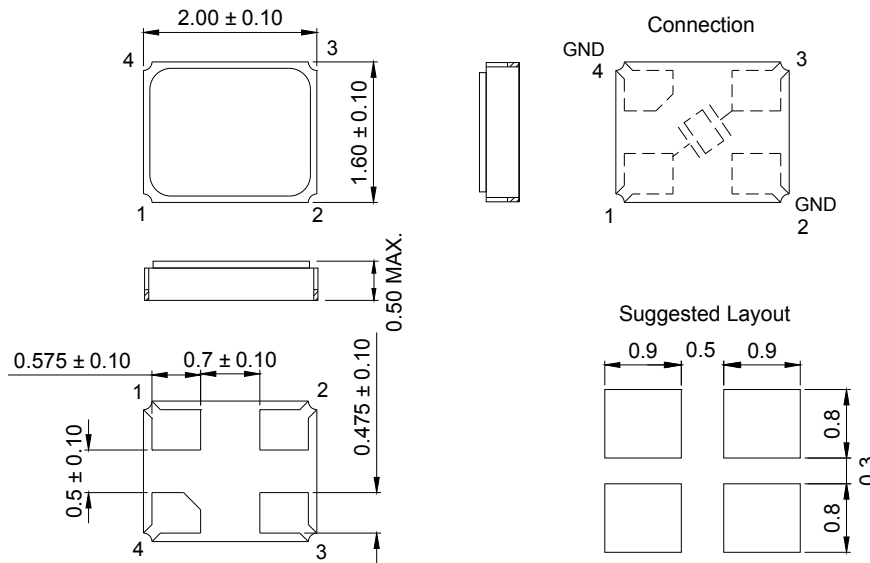
Unit Weight:

0.005±0.001 g/pcs

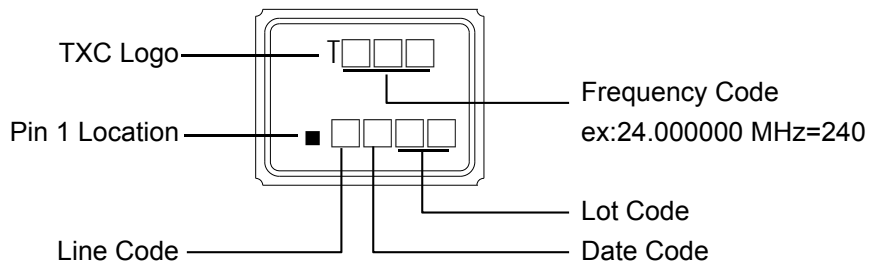
| | Parameters | Symbol | Electrical Spec. | | | | Notes |
|----|------------------------------|--------|------------------|------|------|--------------------|--|
| | | | Min. | Typ. | Max. | Units | |
| 1 | Nominal Frequency | FL | 32.000000 | | | MHz | - |
| 2 | Oscillation Mode | - | Fundamental | | | - | - |
| 3 | Load Capacitance | CL | 8 | | | pF | - |
| 4 | Frequency Tolerance | - | ± 10 | | | ppm | at $25^{\circ}\text{C} \pm 3^{\circ}\text{C}$ |
| 5 | Frequency Stability | - | ± 10 | | | ppm | Over Operating Temp. Range (Reference 25°C) |
| 6 | Operating Temperature | - | -30 | ~ | 85 | $^{\circ}\text{C}$ | - |
| 7 | Aging | - | ± 3 | | | ppm | 1st Year |
| 8 | Drive Level | DL | - | 10 | - | μW | - |
| 9 | Equivalent Series Resistance | ESR | - | - | 80 | Ω | - |
| 10 | Insulation Resistance | - | 500 | - | - | M Ω | at DC 100V |
| 11 | Storage Temperature Range | - | -40 | ~ | 85 | $^{\circ}\text{C}$ | - |

■ DIMENSIONS

(Unit:mm)



■ MARKING



Date Code:

| YEAR | | MONTH | | | | | | | | | | | | | |
|------|------|-------|------|-----|-----|-----|-----|-----|-----|-----|-----|-----|-----|---|---|
| | | JAN | FEB | MAR | APR | MAY | JUN | JUL | AUG | SEP | OCT | NOV | DEC | | |
| 2005 | 2009 | 2013 | 2017 | A | B | C | D | E | F | G | H | J | K | L | M |
| 2006 | 2010 | 2014 | 2018 | N | P | Q | R | S | T | U | V | W | X | Y | Z |
| 2007 | 2011 | 2015 | 2019 | a | b | c | d | e | f | g | h | j | k | l | m |
| 2008 | 2012 | 2016 | 2020 | n | p | q | r | s | t | u | v | w | x | y | z |

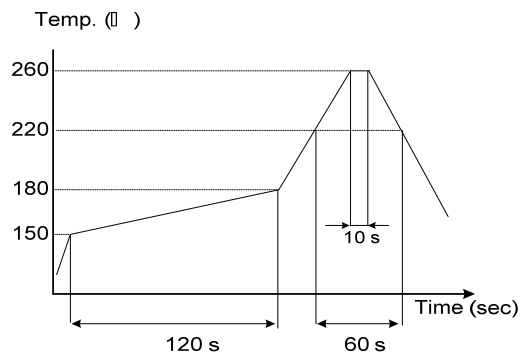
*This date code will be cycled every four years

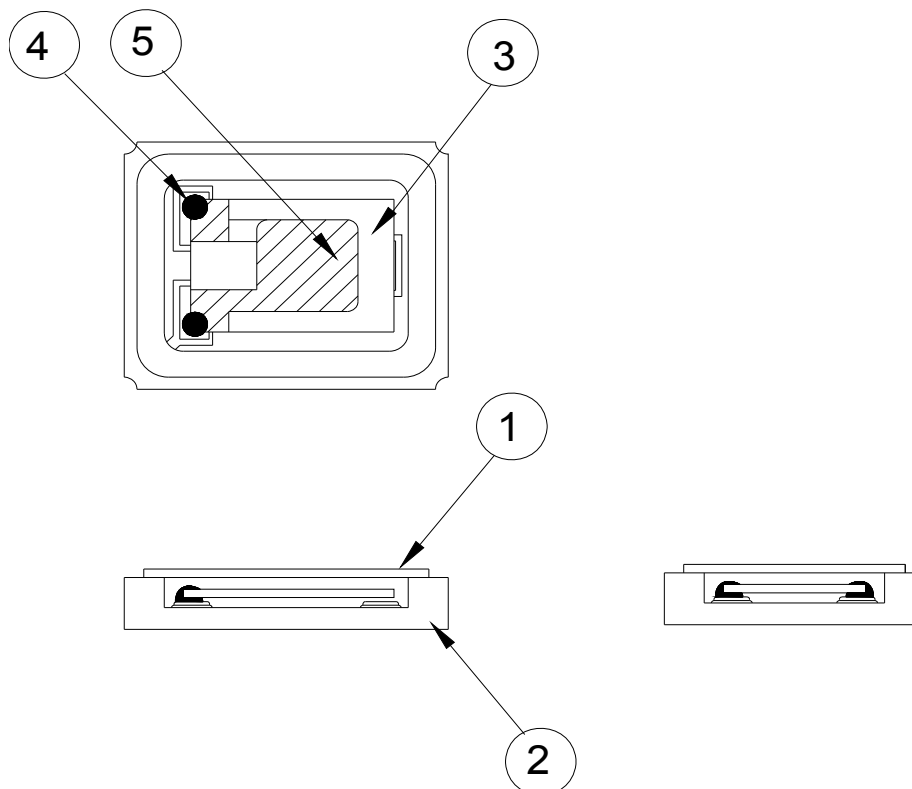
Production location: Taiwan/China

■ SUGGESTED REFLOW PROFILE

Total time : 200 sec. Max.

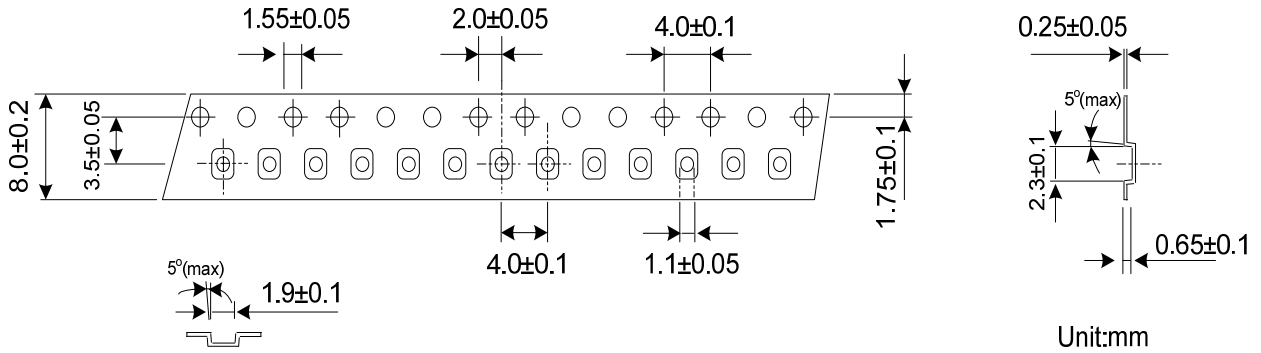
Solder melting point :220°C



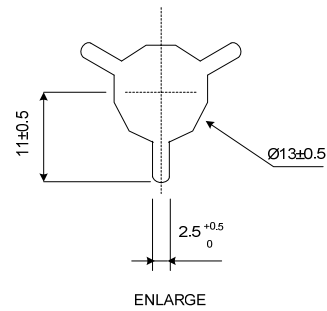
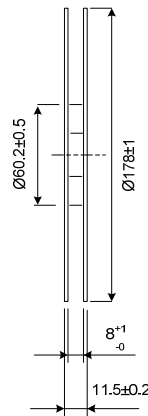
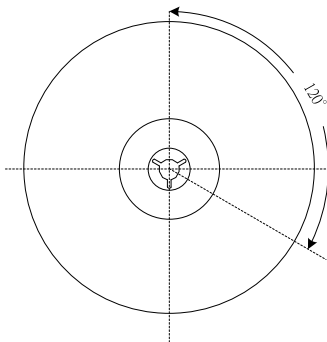
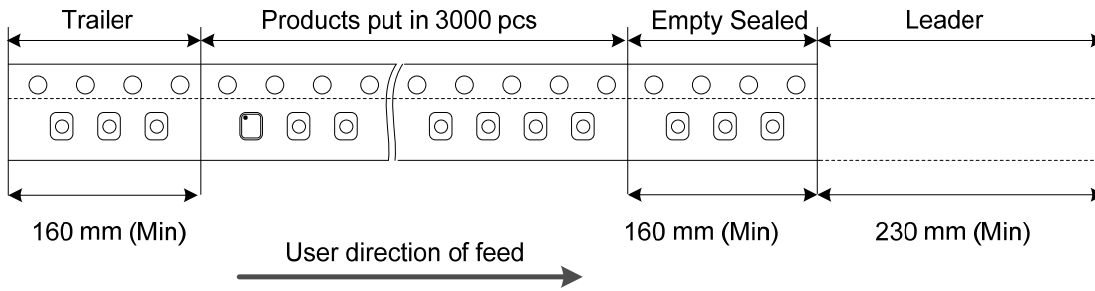
■ STRUCTURE ILLUSTRATION


| NO | COMPONENTS | MATERIALS | FINISH/SPECIFICATIONS |
|----|---------------------|---|-----------------------|
| 1 | Lid | Kovar | - |
| 2 | Base(Package) | Ceramic (Al ₂ O ₃)+Pad(Au) | Alumina ceramics |
| 3 | Crystal blank | SiO ₂ | - |
| 4 | Conductive adhesive | Ag | Silicone resin |
| 5 | Electrode | Noble Metal + Cr | - |

■ PACKING



REMARK :



RELIABILITY SPECIFICATIONS

1. Mechanical Endurance

| No. | Test Item | Test Methods | REF.DOC |
|-----|------------------|---|-------------|
| 1.1 | Drop Test | 150 cm height, 3 times on concrete floor. | JIS C6701 |
| 1.2 | Mechanical Shock | Device are shocked to half sine wave (1000 G) three mutually perpendicular axes each 3 times. 0.5m sec. duration time | MIL-STD-202 |
| 1.3 | Vibration | Frequency range 10 ~ 2000 Hz Amplitude 1.52 mm/20G Sweep time 20 minutes perpendicular axes each test time 4 Hrs (Total test time 12 Hrs) | MIL-STD-883 |
| 1.4 | Gross Leak | Standard Sample For Automatic Gross Leak Detector, Test Pressure: 2kg / cm ² | MIL-STD-883 |
| 1.5 | Fine Leak | Helium Bombing 4.5 kg/ cm ² for 2 Hrs | |
| 1.6 | Solder ability | Temperature 245 °C ± 5°C Immersing depth 0.5 mm minimum Immersion time 5 ± 1 seconds Flux Rosin resin methyl alcohol solvent (1 : 4) | MIL-STD-883 |

2. Environmental Endurance

| No. | Test Item | Test Methods | REF. DOC |
|-----|------------------------------|--|-------------|
| 2.1 | Resistance To Soldering Heat | Pre-heat temperature 125 °C Pre-heat time 60 ~ 120 sec. Test temperature 260 ± 5 °C Test time 10 ± 1 sec. | MIL-STD-202 |
| 2.2 | High Temp. Storage | + 125 °C ± 3 °C for 500 ± 12 Hrs | MIL-STD-883 |
| 2.3 | Low Temp. Storage | - 40 °C ± 3 °C for 500 ± 12 Hrs | |
| 2.4 | Thermal Shock | Total 100 cycles of the following temperature cycle | MIL-STD-883 |
| 2.5 | High Temp & Humidity | 85°C ± 3°C, RH 85% , 500 Hrs | EIA-JESD22 |

单击下面可查看定价，库存，交付和生命周期等信息

[>>TXC\(台湾晶技\)](#)