



# SPECIFICATION FOR APPROVAL

CN: \_\_\_\_\_

CUSTOMER : \_\_\_\_\_

PRODUCT TYPE : SMD SEAM SEALING XTAL 5.0 × 3.2

NOMINAL FREQ. : 16.000000MHz

TXC P/N : AB16000004

REVISION : A5

CUSTOMER P/N : \_\_\_\_\_

PM / SALES : \_\_\_\_\_

DATE : \_\_\_\_\_

CUSTOMER SIGNATURE & Date

\_\_\_\_\_

\_\_\_\_\_

- (1) TXC requires one copy returned with signature and title of authorized individual that signifies acceptance of the attached specifications.
- (2) Orders received and accepted by TXC after return of signed copy of specification will be produced per these specifications.
- (3) Any changes to these specifications must be agreed upon by both parties and new revision of the Product Specification Sheet will be issued.
- (4) Any issuance of purchase order prior to consigning back the Approval page of "Specification Sheets" from customers will be regarded as the agreement on the contents of these specifications.

Attachment: Product Specification Sheet

- 1
- 2
- 3
- 4
- 5

**RoHS Compliant**

# PRODUCT SPECIFICATION SHEET




CN: \_\_\_\_\_

PRODUCT TYPE : SMD SEAM SEALING XTAL 5.0 × 3.2

NOMINAL FREQ. : 16.000000MHz

TXC P/N : AB16000004

REVISION : A5

PE/RD	QA	MFG
 Mike Chiu	 Chester Ho	 Rick Lo
1-Mar-13	1-Mar-13	1-Mar-13

## NOTE:

- (1) The green product standard set by TXC is based upon the international standards. Related information is publicly described on the TXC's Website, and updated regularly. The document is compliant with the latest green product quality system directives at the time.
- (2) Revision "Sx" is for engineering samples only. PE/RD's approval required.
- (3) Revision "Ax" is production ready. PE, QA and MFG's approval required.

**RoHS Compliant**



<u>Rev</u>	<u>Revise page</u>	<u>Revise contents</u>	<u>Date</u>	<u>Ref.No.</u>	<u>Reviser</u>
A1	N/A	Initial released	27-Jun-08	N/A	Jay Lee
A2	2, 3	Drive Level 10uW TYP/100uW MAX change to 50uW TYP/400uW MAX , Rr 80Ω change to 50Ω, PKG PIN#2 change to PIN#4.	6-Apr-11	ECN-11P040602	Jane Lee
A3	6	Reliability testing upgrading	7-Jun-11	ECN-11P051205	Jane Lee
A4	2	Drive Level 50uW TYP/400uW MAX change to 350uW TYP/500uW MAX	7-Sep-11	ECN-11P090702	Jane Lee
A5	-	Document NO. FMT-DOC024 VER.E change to FMT-DOC015 VER.A	1-Mar-13	DCN-12P120032	Jane Lee

## ■ ELECTRICAL SPECIFICATIONS

### Standard atmospheric conditions

Unless otherwise specified, the standard range of atmospheric conditions for making measurement and tests are as follow:

Ambient temperature :  $25 \pm 5^{\circ}\text{C}$   
 Relative humidity : 40%~70%

If there is any doubt about the results, measurement shall be made within the following limits:

Ambient temperature :  $25 \pm 3^{\circ}\text{C}$   
 Relative humidity : 40%~70%

### Measure equipment

Electrical characteristics measured by HP E5100A or equivalent.

### Crystal cutting type

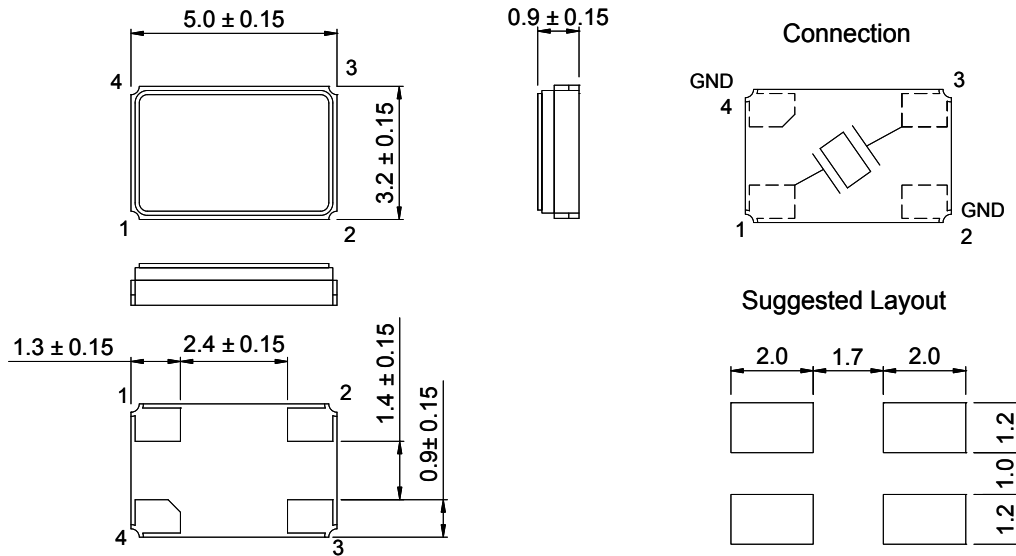
The crystal is using AT CUT (thickness shear mode).

### Unit Weight:

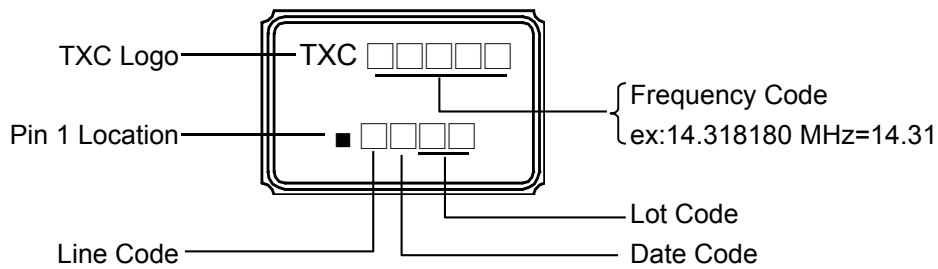
0.046±0.001 g/pcs

	Parameters	SYM.	Electrical Spec.				Notes
			MIN	TYPE	MAX	UNITS	
1	Nominal Frequency	FL	16.000000			MHz	-
2	Oscillation Mode	-	Fundamental			-	-
3	Load Capacitance	CL	12			pF	-
4	Frequency Tolerance	-	±15			ppm	at 25 °C ± 3 °C
5	Frequency Stability	-	±50			ppm	Over Operating Temp. Range (Reference 25°C)
6	Operating Temperature	-	-40	~	125	°C	-
7	Aging	-	±3			ppm	1st Year
8	Drive Level	DL	-	350	500	uW	-
9	Effective Resistance	Rr	-	-	50	Ω	-
10	Shunt Capacitance	C0	-	-	3	pF	-
11	Insulation Resistance	-	500	-	-	MΩ	at DC 100V
12	Storage Temperature Range	-	-55	~	150	°C	-

**■ DIMENSIONS**



**■ MARKING**



**Production location: China or Taiwan**

Date Code

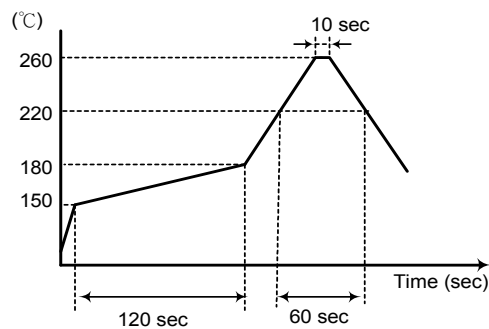
YEAR					MONTH											
					JAN	FEB	MAR	APR	MAY	JUN	JUL	AUG	SEP	OCT	NOV	DEC
2001	2005	2009	2013	2017	A	B	C	D	E	F	G	H	J	K	L	M
2002	2006	2010	2014	2018	N	P	Q	R	S	T	U	V	W	X	Y	Z
2003	2007	2011	2015	2019	a	b	c	d	e	f	g	h	j	k	l	m
2004	2008	2012	2016	2020	n	p	q	r	s	t	u	v	w	x	y	z

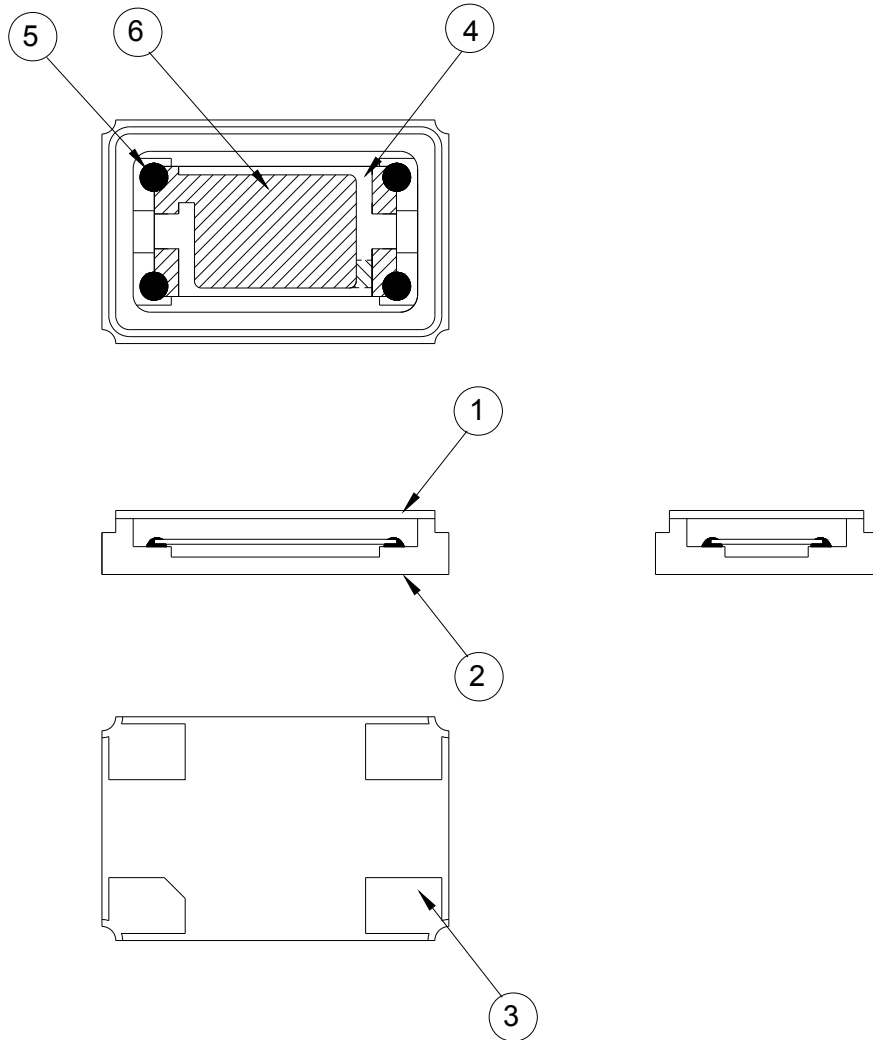
This date code will be cycled every four years

**■ SUGGESTED REFLOW PROFILE**

Total time : 200 sec. Max.

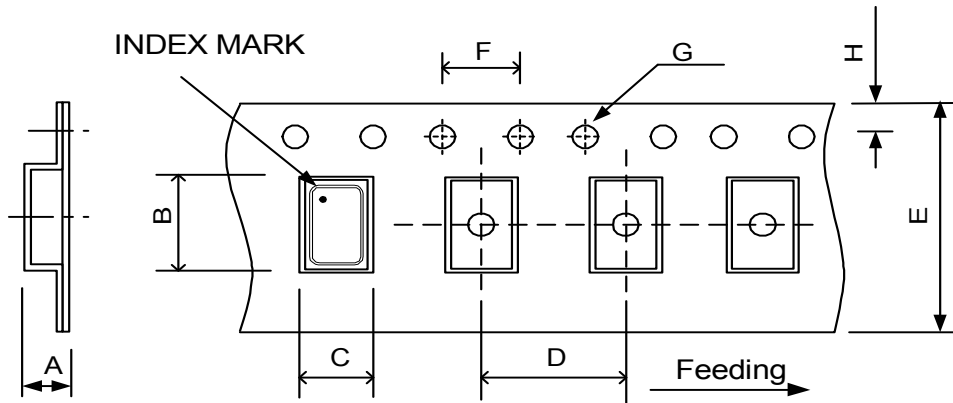
Solder melting point :220 °C



**■ STRUCTURE ILLUSTRATION**


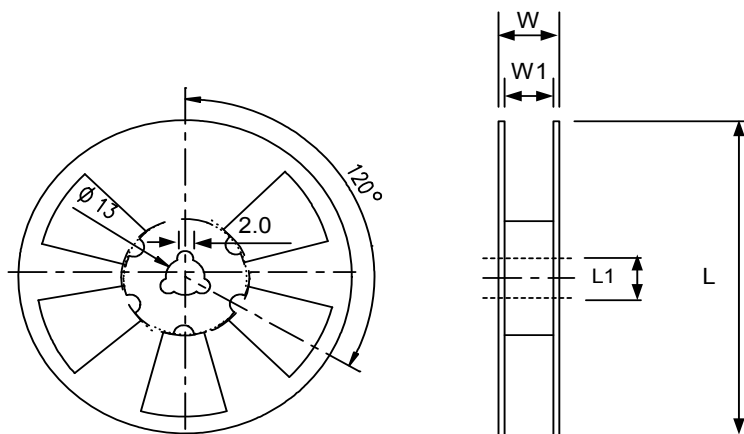
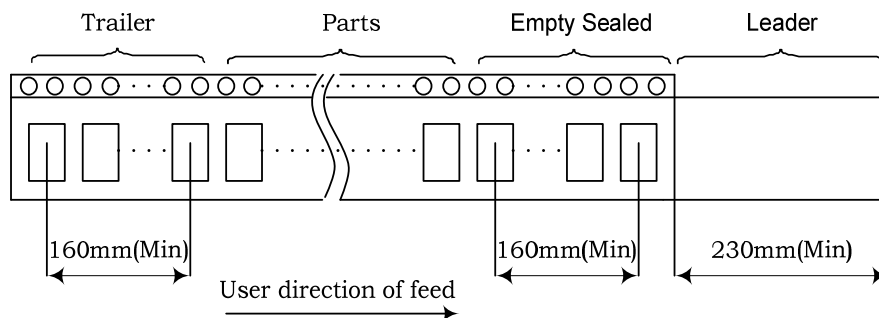
NO	COMPONENTS	MATERIALS	QTY	FINISH/SPECIFICATIONS
1	Lid	Kovar (Fe/Co/Ni)	1	-
2	Base(Package)	Ceramic (Al <sub>2</sub> O <sub>3</sub> ) + Kovar (Fe/Co/Ni)+ Ag/Cu	1	Color black
3	PAD	Au	4	Tungsten metalize + Ni plating + Au plating
4	Crystal blank	SiO <sub>2</sub>	1	-
5	Conductive adhesive	Ag	8	Silicon resin
6	Electrode	Noble Metal	2	-

■ PACKING



DIMENSIONS	A	B	C	D	E	F	G	H	(UNIT : mm)
	1.7	5.4	3.6	8	12	4	1.55	1.75	

REMARK :



DIMENSIONS	L	L1	W	W1	pcs / Reel (UNIT : mm)
	180	13	16.5	12	Standard Reel Quantity is 1,000 pcs per reel

## ■ RELIABILITY SPECIFICATIONS

### 1. Mechanical Endurance

No.	Test Item	Test Methods	REF.DOC
1.1	Drop Test	120 cm height, 20 times on Stainless Plate .	JIS C 6701
1.2	Mechanical Shock	Device are shocked to half sine wave ( 5000 G ) three mutually perpendicular axes each 3 times. 0.3m sec. duration time	MIL-STD-202 Method 213
1.3	Vibration	Frequency range 10 ~ 2000 Hz~10 Hz Amplitude 1.52 mm/20G Sweep time 20 minute Perpendicular axes each test time 4 Hrs (Total test time 12 Hrs)	MIL-STD-202 Method 204
1.4	Solderability	Temperature 245 °C ± 5°C Immersing depth 1.25 mm Immersion time 5 ± 1 seconds Flux Rosin resin methyl alcohol solvent ( 1 : 4 )	J-STD-002
1.5	Terminal Strength	Mount on PCB board and shear strength 1.8kg for 60 sec.	AEC-Q200-006
1.6	Board Flex	Duration Time: 60 sec, Deviation: 3mm	AEC-Q200-005

### 2. Environmental Endurance

No.	Test Item	Test Methods	REF. DOC
2.1	Resistance To Soldering Heat	Pre-heat temperature 125 °C Pre-heat time 60 ~ 120 sec. Test temperature 260 ± 5 °C Test time 10 ± 1 sec.	MIL-STD 202 Method 210
2.2	High Temp. Storage	+ 125 °C ± 3 °C for all 1000 Hrs.	MIL-STD-202 Method 108
2.3	Low Temp. Storage	- 40 °C ± 3 °C for all 1000 Hrs.	JIS C 6701
2.4	Thermal Shock	Total 1000 cycles of the following Thermal Shock : 	MIL-STD-202 Method 107
2.5	Temperature Cycle	Total 1000 cycles of the following temperature cycle : - 40°C ± 3 to 125°C ± 3 , Dwell time:15min.	JESD 22 Method JA-104
2.6	Biased Humidity	+ 85°C ± 3°C , RH 85% , 1000 Hrs.	MIL-STD-202 Method 103
2.7	Moisture Resistance	20 cycles ( +25°C~65°C , 80%~100% RH ) , 24hrs/cycle.	MIL-STD 202 Method 106
2.8	Operational Life	+ 125 °C ± 3 °C for 1000 Hrs.	MIL-STD-202 Method 108



单击下面可查看定价，库存，交付和生命周期等信息

[>>TXC\(台湾晶技\)](#)