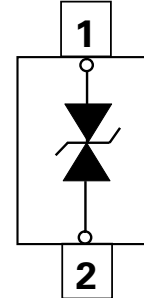


## Description

The AQ3522 integrates ultra low capacitance diodes to provide protection for electronic equipment that may experience destructive electrostatic discharges (ESD). This robust component can safely absorb repetitive ESD strikes above the maximum level specified in the IEC 61000-4-2 international standard (Level 4,  $\pm 8\text{kV}$  contact discharge) without performance degradation. The extremely low loading capacitance also makes it ideal for protecting high speed signal pins such as V-By-One<sup>®</sup>, HDMI, USB3.0, USB2.0, and IEEE 1394.



## Features

- ESD, IEC 61000-4-2,  $\pm 22\text{kV}$  contact,  $\pm 30\text{kV}$  air
- EFT, IEC 61000-4-4, 40A ( $t_p=5/50\text{ns}$ )
- Lightning, 2.5A (8/20 $\mu\text{s}$  as defined in IEC 61000-4-5 2<sup>nd</sup> edition)
- Low capacitance of 0.15pF (TYP) at 3GHz
- ESD, ISO 10605, 330pF 330 $\Omega$ ,  $\pm 21\text{kV}$  contact,  $\pm 23\text{kV}$  air

## Applications

- Ultra-high speed data lines
- USB 3.1, 3.0, 2.0
- HDMI 2.0, 1.4a, 1.3
- DisplayPort<sup>(TM)</sup>
- V-by-One<sup>®</sup>
- LVDS interfaces
- Automotive application
- Consumer, mobile and portable electronics
- Tablet PC and external storage with high

**Absolute Maximum Ratings**

Symbol	Parameter	Value	Units
$I_{PP}$	Peak Current ( $t_p=8/20\mu s$ )	2.5	A
$T_{OP}$	Operating Temperature	-45 to 150	°C
$T_{STOR}$	Storage Temperature	-55 to 150	°C

CAUTION: Stresses above those listed in "Absolute Maximum Ratings" may cause permanent damage to the component. This is a stress only rating and operation of the component at these or any other conditions above those indicated in the operational sections of this specification is not implied.

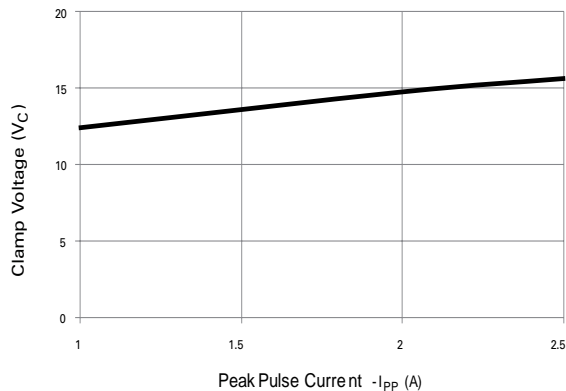
**Electrical Characteristics  $-(T_{OP}=25^\circ C)$**

Parameter	Symbol	Test Conditions	Min	Typ	Max	Units
Reverse Standoff Voltage	$V_{RWM}$	$I_R=1\mu A$			5	V
Breakdown Voltage	$V_{BR}$	$I_R=1mA$	8.5	9.2		V
Reverse Leakage Current	$I_{LEAK}$	$V_R=5V$		0.02	0.1	$\mu A$
Clamp Voltage <sup>1</sup>	$V_C$	$I_{PP}=2.5A, t_p=8/20\mu s, I/O$ to I/O		15.5	18	V
Dynamic Resistance <sup>2</sup>	$R_{DYN}$	TLP, $t_p=100ns, I/O$ to I/O		1.2		$\Omega$
ESD Withstand Voltage <sup>1</sup>	$V_{ESD}$	IEC 61000-4-2 (Contact)	$\pm 22$			kV
		IEC 61000-4-2 (Air)	$\pm 30$			kV
Diode Capacitance <sup>1,3</sup>	$C_{I/O-I/O}$	Reverse Bias=0V, $f=3GHz$		0.15		pF

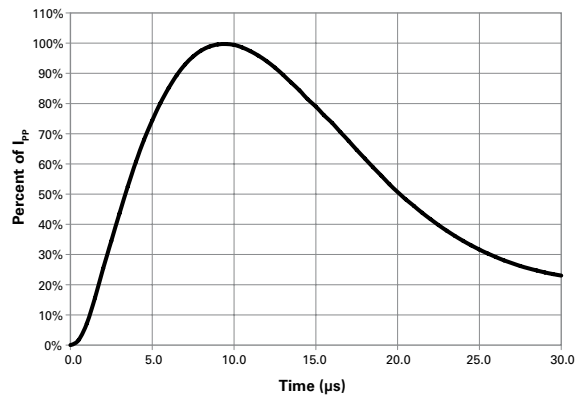
Note:

- Parameter is guaranteed by design and/or component characterization.
- Transmission Line Pulse (TLP) with 100ns width, 2ns rise time, and average window  $t1=70ns$  to  $t2=90ns$ .
- Package sizes larger than 0201 can add parasitic capacitance, inductance and resistance.

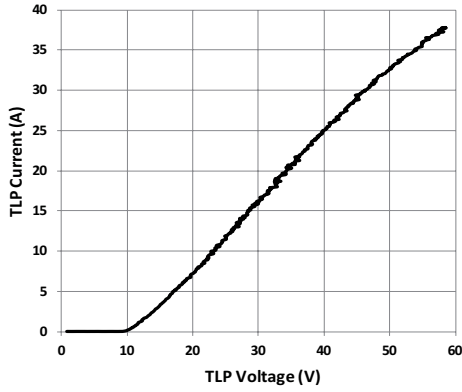
**Clamping voltage vs.  $I_{PP}$  for 8/20 $\mu s$  waveshape**



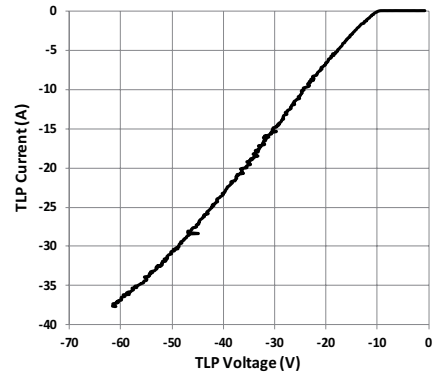
**8/20 $\mu s$  Pulse Waveform**



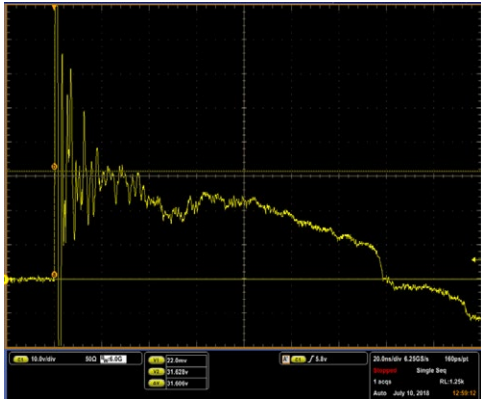
Positive Transmission Line Pulsing (TLP) Plot



Negative Transmission Line Pulsing (TLP) Plot



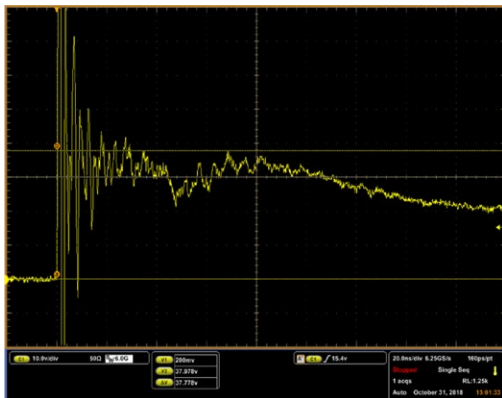
IEC 61000-4-2 +8 kV Contact ESD Clamping Voltage



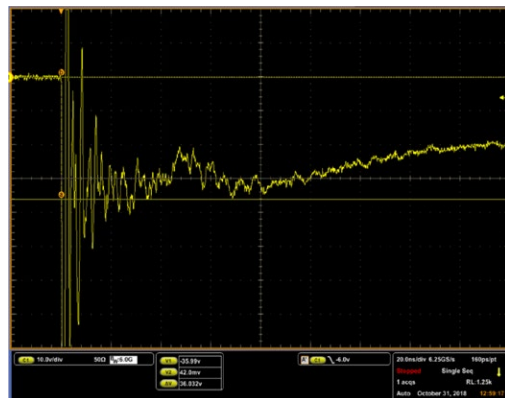
IEC 61000-4-2 -8 kV Contact ESD Clamping Voltage



ESD ISO10605 +8 kV Contact ESD Clamping Voltage

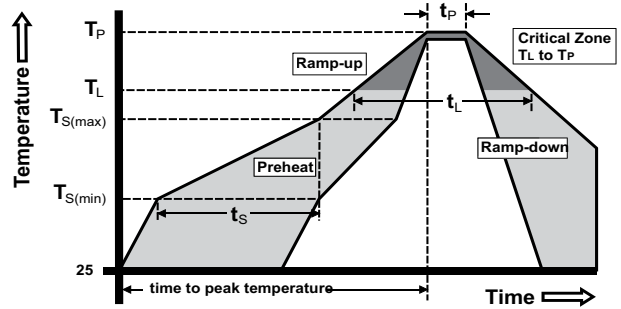


ESD ISO10605 -8 kV Contact ESD Clamping Voltage



**Soldering Parameters**

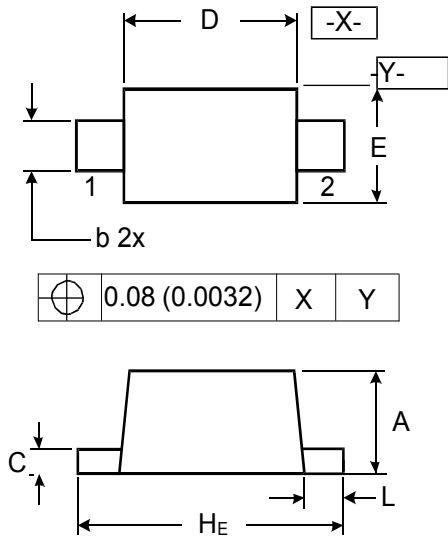
Reflow Condition		Pb – Free assembly
Pre Heat	- Temperature Min ( $T_{s(min)}$ )	150°C
	- Temperature Max ( $T_{s(max)}$ )	200°C
	- Time (min to max) ( $t_s$ )	60 – 180 secs
Average ramp up rate (Liquidus) Temp ( $T_L$ ) to peak		3°C/second max
$T_{s(max)}$ to $T_L$ - Ramp-up Rate		3°C/second max
Reflow	- Temperature ( $T_L$ ) (Liquidus)	217°C
	- Temperature ( $t_L$ )	60 – 150 seconds
Peak Temperature ( $T_p$ )		260 <sup>+0/-5</sup> °C
Time within 5°C of actual peak Temperature ( $t_p$ )		20 – 40 seconds
Ramp-down Rate		6°C/second max
Time 25°C to peak Temperature ( $T_p$ )		8 minutes Max.
Do not exceed		260°C



**Product Characteristics**

<b>Lead Plating</b>	Matte Tin
<b>Lead Material</b>	Copper Alloy
<b>Lead Coplanarity</b>	0.004 inches(0.102mm)
<b>Substrate Material</b>	Silicon
<b>Body Material</b>	Molded Compound
<b>Flammability</b>	UL Recognized compound meeting flammability rating V-0

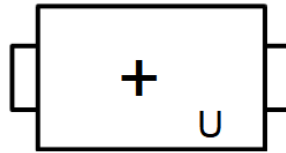
**Outline Drawing – SOD-523**



**DIMENSIONS**

SYMBOL	MILLIMETER		INCHES	
	MIN	MAX	MIN	MAX
A	0.50	0.70	0.020	0.028
b	0.25	0.35	0.010	0.014
C	0.07	0.20	0.0028	0.0079
D	1.10	1.30	0.043	0.051
E	0.70	0.90	0.028	0.035
H <sub>E</sub>	1.50	1.70	0.059	0.067
L	0.15	0.25	0.006	0.010

**Marking**



**Ordering information**

Order code	Package	Base qty	Delivery mode
UMW AQ3522-01LTG	SOD-523	3000	Tape and reel

单击下面可查看定价，库存，交付和生命周期等信息

[>>UMW\(友台半导体\)](#)