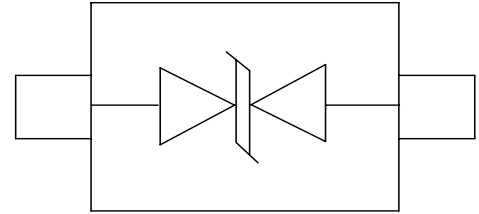


## Description

The AR0521D5 is a bi-directional TVS diode, provide fast re-sponse time and low ESD clamping voltage, making this device an ideal solution for protecting voltage sensitive high-speed data lines. The AR0521D5 has an ultra-low capacitance with a typical value at 0.3pF, and with  $\pm 25\text{kV}$  air and  $\pm 22\text{kV}$  contact discharge. It is assembled into a SOD-523 lead-free package. The small size, ultra-low capacitance and high ESD surge protection make AR0521D5 an ideal choice to protect cell phone, digital visual interfaces and other high speed ports.



## Features

- Ultra low capacitance: 0.3pF typical
- Ultra low leakage: nA level
- Operating voltage: 5V
- Low clamping voltage
- Complies with following standards:
  - IEC 61000-4-2 (ESD) immunity test
    - Air discharge:  $\pm 25\text{kV}$
    - Contact discharge:  $\pm 22\text{kV}$
  - IEC61000-4-5 (Lightning) 4A (8/20 $\mu\text{s}$ )

## Applications

- Cellular Handsets and Accessories
- Display Ports
- MDDI Ports
- USB Ports
- Digital Visual Interface (DVI)
- PCI Express and Serial SATA Ports

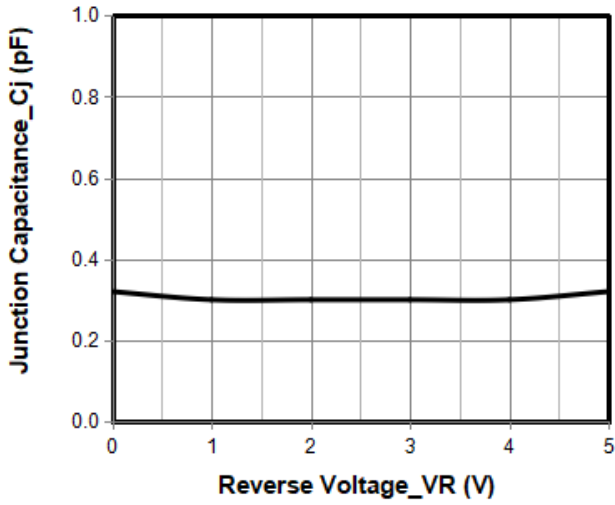
**Absolute Maximum Ratings (T<sub>A</sub>=25°C unless otherwise specified)**

Parameter	Symbol	Value	Unit
Peak Pulse Power (8/20μs)	P <sub>pk</sub>	100	W
Peak Pulse Current (8/20μs)	I <sub>PP</sub>	4	A
ESD per IEC 61000-4-2 (Air)	V <sub>ESD</sub>	±25	kV
ESD per IEC 61000-4-2 (Contact)		±22	
Operating Temperature Range	T <sub>J</sub>	-55 to +125	°C
Storage Temperature Range	T <sub>stg</sub>	-55 to +150	°C

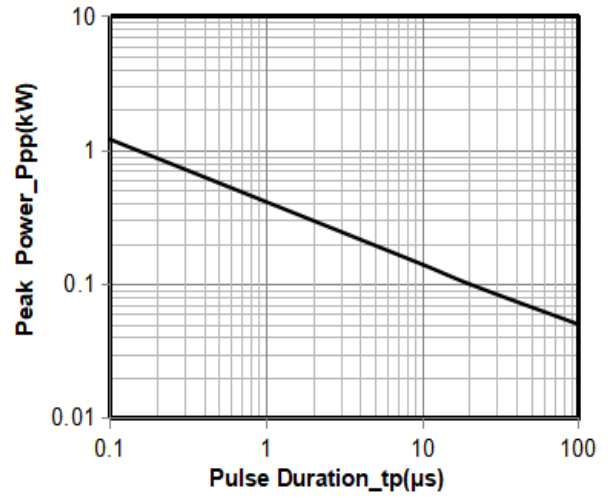
**Electrical Characteristics (T<sub>A</sub>=25°C unless otherwise specified)**

Parameter	Symbol	Min	Typ	Max	Unit	Test Condition
Reverse Working Voltage	V <sub>RWM</sub>			5	V	
Breakdown Voltage	V <sub>BR</sub>	6.5		9.5	V	I <sub>T</sub> = 1mA
Reverse Leakage Current	I <sub>R</sub>		0.02	0.2	μA	V <sub>RWM</sub> = 5V
Clamping Voltage	V <sub>C</sub>			12	V	I <sub>PP</sub> = 1A (8 x 20μs pulse)
Clamping Voltage	V <sub>C</sub>			25	V	I <sub>PP</sub> = 4A (8 x 20μs pulse)
Junction Capacitance	C <sub>J</sub>		0.3	0.5	pF	V <sub>R</sub> = 0V, f = 1MHz

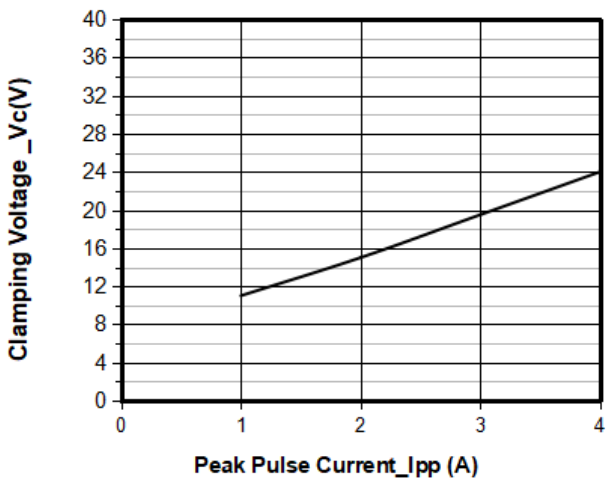
Typical Performance Characteristics (TA=25°C unless otherwise Specified)



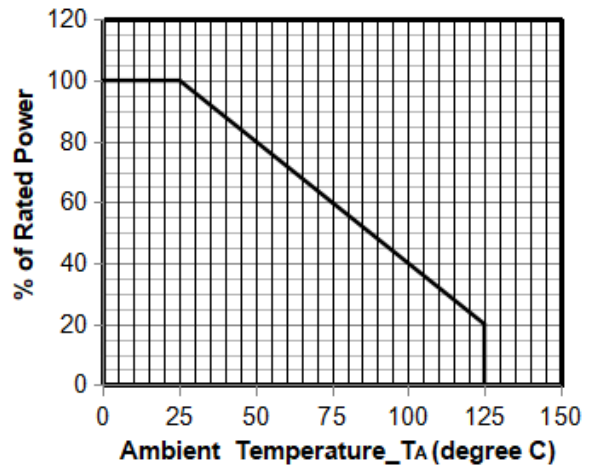
Junction Capacitance vs. Reverse Voltage



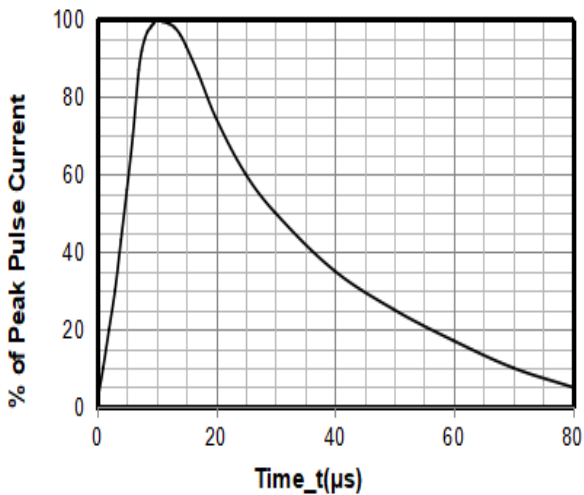
Peak Pulse Power vs. Pulse Time



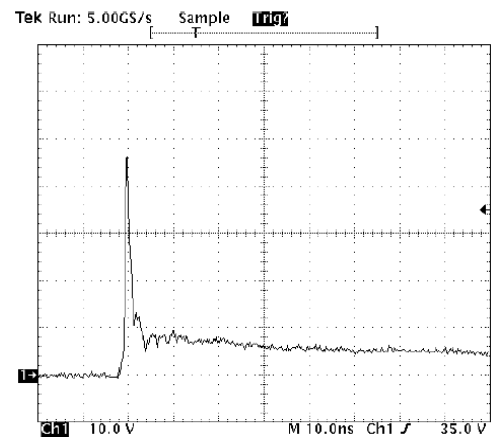
Clamping Voltage vs. Peak Pulse Current



Power Derating Curve



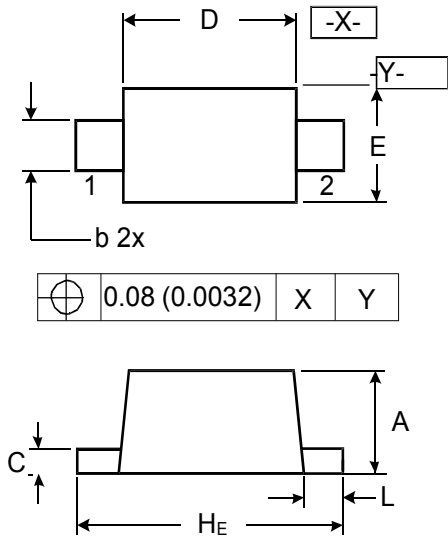
8 X 20μs Pulse Waveform



Note: Data is taken with a 10x attenuator

ESD Clamping Voltage

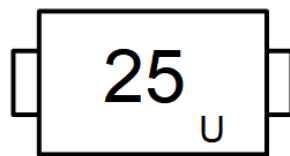
### Outline Drawing – SOD-523



**DIMENSIONS**

SYMBOL	MILLIMETER		INCHES	
	MIN	MAX	MIN	MAX
A	0.50	0.70	0.020	0.028
b	0.25	0.35	0.010	0.014
C	0.07	0.20	0.0028	0.0079
D	1.10	1.30	0.043	0.051
E	0.70	0.90	0.028	0.035
H <sub>E</sub>	1.50	1.70	0.059	0.067
L	0.15	0.25	0.006	0.010

### Marking



### Ordering information

Order code	Package	Base qty	Delivery mode
UMW AR0521D5	SOD-523	3000	Tape and reel

单击下面可查看定价，库存，交付和生命周期等信息

[>>UMW\(友台半导体\)](#)