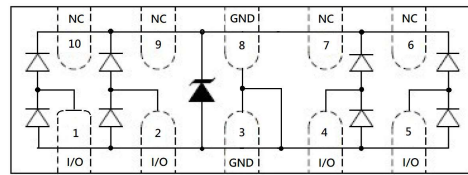


DESCRIPTION

ESD0524P is an ultra-low capacitance Transient Voltage Suppressor (TVS) designed to protection for high-speed data interfaces. With typical capacitance of 0.2pF (I/O to I/O) only, ESD0524P is designed to protect parasitic-sensitive systems against over-voltage and over-current transient events. It complies with IEC 61000-4-2 (ESD), Level 4(±15KV air, ±8KV contact discharge), IEC61000-4-4 (electrical fast transient-EFT) (40A, 5/50ns),very fast charged device model (CDM) ESD and cable discharge event(CDE), etc.

ESD0524P uses ultra-small DFN2510 package. Each ESD0524P device can protect four high-speed data lines. The combined features of ultra-low capacitance, ultra-small size and high ESD robustness make ESD0524P ideal for high-speed data ports and high-frequency lines (e.g., HDMI & DVI) applications. The low clamping voltage of the ESD0524P guarantees a minimum stress on the protected IC.



FEATURES

- Transient protection for high-speed data lines
IEC 61000-4-2(ESD) ±25KV(Air)
±20KV(Contact)
IEC 61000-4-4(EFT)40A(5/50ns)
Cable Discharge Event(CDE)
- Package optimized for high-speed lines
- Ultra-small package(2.5mm*1.0mm*0.5mm)
- Protects four data lines
- Low capacitance: 0.2pF (I/O to I/O)
- Low leakage current
- Low clamping voltage
- Each I/O pin can withstand over 1000 ESD strikes for ±8KV contact discharge

APPLICATIONS

- Serial ATA
- PCI Express
- Desktops, Servers and Notebooks
- MDDI Ports
- USB 2.0/3.0 Power and Data Line Protection
- Display Ports
- High Definition Multi-Media Interface (HDMI)
- Digital Visual Interface (DVI)

MACHANICAL DATA

- DFN2510 package
- Flammability Rating: UL 94V-0
- Terminal: Matte tin plated.
- Packaging: Tape and Reel
- High temperature soldering guaranteed:260°C/10s
- Reel size: 7 inch

ABSOLUTE MAXIMUM RATING

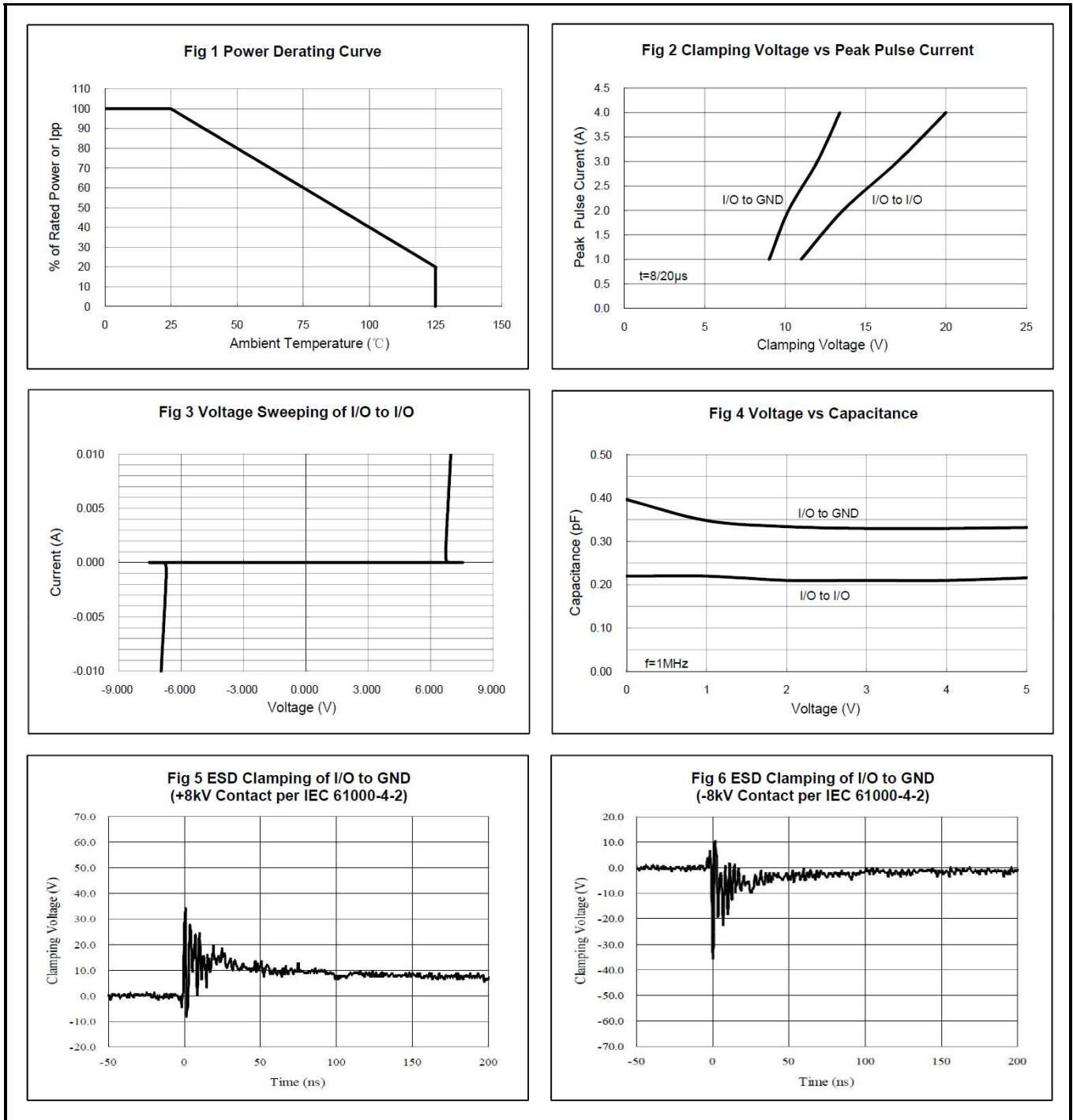
Symbol	Parameter	Value	Units
P_{PP}	Peak Pulse Power (8/20 μ s)	60	W
V_{ESD}	ESD per IEC 61000-4-2 (Air) ESD per IEC 61000-4-2 (Contact)	± 25 ± 20	kV
T_{OPT}	Operating Temperature	-55/+125	$^{\circ}$ C
T_{STG}	Storage Temperature	-55/+150	$^{\circ}$ C

ELECTRICAL CHARACTERISTICS ($T_{amb}=25^{\circ}$ C)

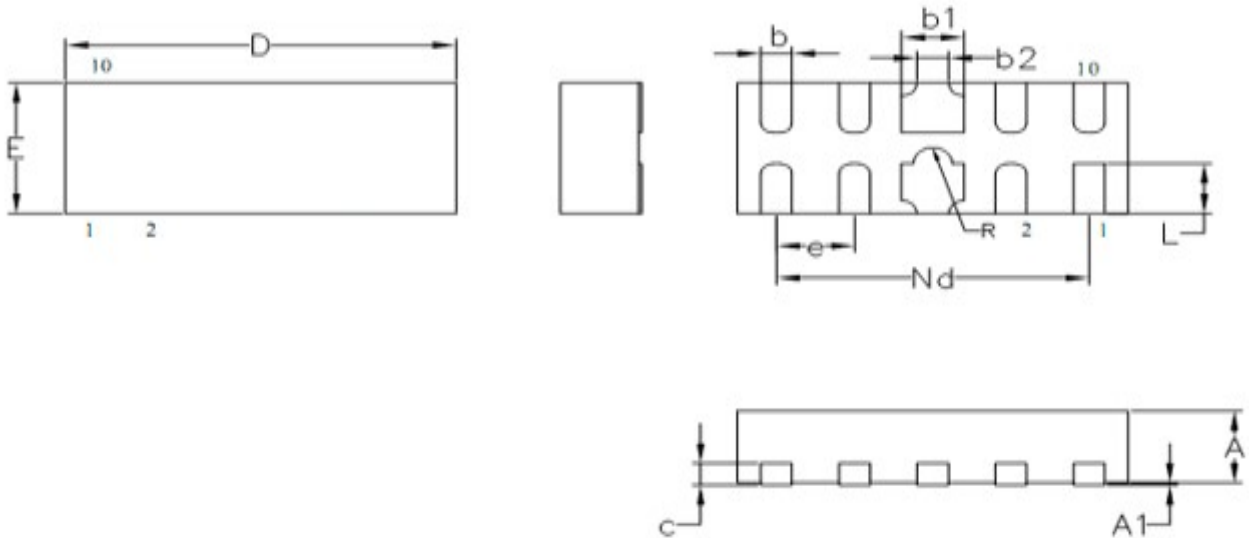
Symbol	Parameter	Test Condition	Min	Typ	Max	Units
V_{RWM}	Reverse Working Voltage	Any I/O pin to GND			5.0	V
V_{BR}	Reverse Breakdown Voltage	$I_T = 1mA$ Any I/O pin to GND	6.0		9.0	V
I_R	Reverse Leakage Current	$V_{RWM} = 5V$ Any I/O pin to GND			1.0	μA
V_C	Clamping Voltage	$I_{PP} = 1A, t_p = 8/20\mu s$ Any I/O pin to GND			10	V
V_C	Clamping Voltage	$I_{PP} = 4A, t_p = 8/20\mu s$ Any I/O pin to GND			15	V
C_{ESD}	Parasitic Capacitance	$V_R = 0V, f = 1MHz$ Between I/O and GND		0.4	0.5	pF
C_{ESD}	Parasitic Capacitance	$V_R = 0V, f = 1MHz$ Between I/O and I/O		0.2	0.3	pF

Note: I/O pins are pin 1,2,4,5, GND pins are pin 3,8.

ELECTRICAL CHARACTERISTICS CURVE

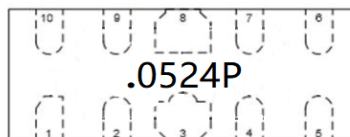


DFN2510 PACKAGE OUTLINE DIMENSIONS



Symbol	Dimensions (mm)		
	Min.	Nom.	Max.
D	2.45	2.50	2.55
E	0.95	1.00	1.05
b1	0.35	0.40	0.45
b2	0.20REF		
b	0.15	0.20	0.25
L	0.33	0.38	0.43
Nd	2.00BSC		
e	0.50BSC		
R	0.10	0.125	0.15
A	0.45	0.50	0.55
c	0.15REF		
A1	0.00	-	0.05

Marking



Ordering information

Order code	Package	Base qty	Delivery mode
UMW ESD0524P	DFN2510	3000	Tape and reel

单击下面可查看定价，库存，交付和生命周期等信息

[>>UMW\(友台半导体\)](#)