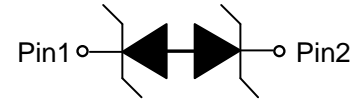


Descriptions

The ESD56151Wxx is a transient voltage suppressor designed to protect power interfaces. It is suitable to replace multiple discrete components in portable electronics.

The ESD56151Wxx is specifically designed to protect power lines.

The ESD56151Wxx is available in SOD-323 package. Standard products are Pb-free and Halogen-free.



Circuit diagram

Features

- Reverse stand-off voltage: 4.5V ~ 5V
- Surge protection according to IEC61000-4-5 see Table 4
- ESD protection according to IEC61000-4-2 ±30kV (contact and air discharge)
- Low clamping voltage
- Solid-state silicon technology

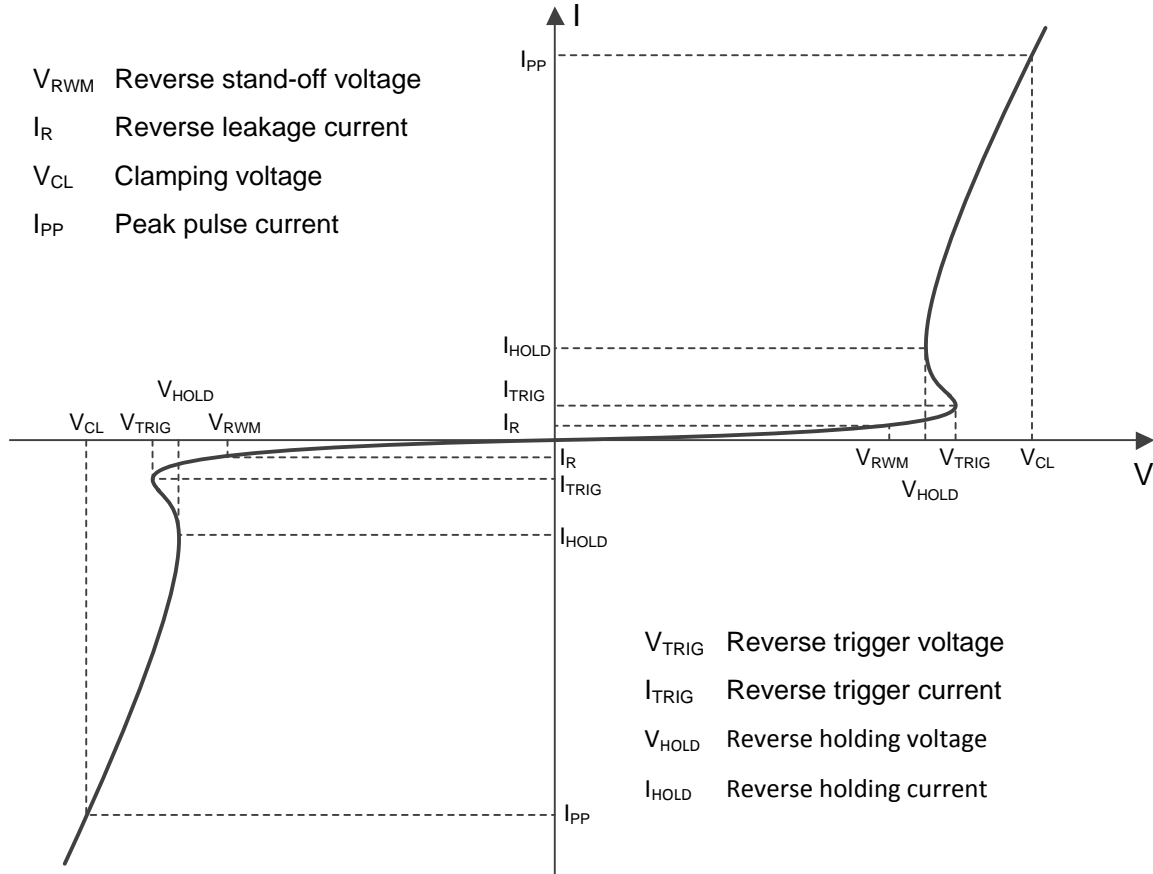
Applications

- Power supply protection
- Power management

Absolute maximum ratings

Parameter	Symbol	Rating	Unit
Peak pulse power (tp = 8/20µs)	P _{pk}	2400	W
ESD according to IEC61000-4-2 air discharge	V _{ESD}	±30	kV
ESD according to IEC61000-4-2 contact discharge		±30	
Junction temperature	T _J	125	°C
Operating temperature	T _{OP}	-40~85	°C
Lead temperature	T _L	260	°C
Storage temperature	T _{STG}	-55~150	°C

Electrical characteristics (T_A = 25°C, unless otherwise noted)



- V_{TRIG}** Reverse trigger voltage
- I_{TRIG}** Reverse trigger current
- V_{HOLD}** Reverse holding voltage
- I_{HOLD}** Reverse holding current

Definitions of electrical characteristics

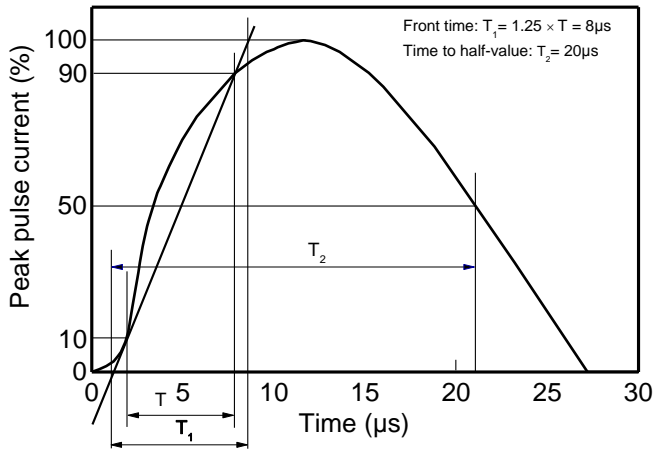
Type number	Reverse Stand-off Voltage V_{RWM} (V)	Breakdown voltage V_{BR} (V) $I_{BR} = 1\text{mA}$				Reverse leakage current I_{RM} (μA) at V_{RWM}		Junction capacitance $F = 1\text{MHz}$, $V_R=0\text{V}$ (pF)	
	Max.	Min.	Typ.	Max.	Typ.	Max.	Typ.	Max.	
ESD56151W04	4.5	4.7	5.3	6.4	-	0.1	280	350	
ESD56151W05	5.0	5.3	6.3	7.1	-	0.1	400	450	

Type number	Rated peak pulse current I_{PP} (A) ¹⁾³⁾	Clamping voltage V_{CL} (V) at I_{PP} (A) ¹⁾³⁾	Clamping voltage V_{CL} (V) at $I_{PP} = 16\text{A}$, $t_p = 100\text{ns}$ ²⁾³⁾	Clamping voltage V_{CL} (V) at $V_{ESD} = 8\text{kV}$ ²⁾³⁾
ESD56151W04	150	16	6.5	7.0
ESD56151W05	145	16	6.7	7.5

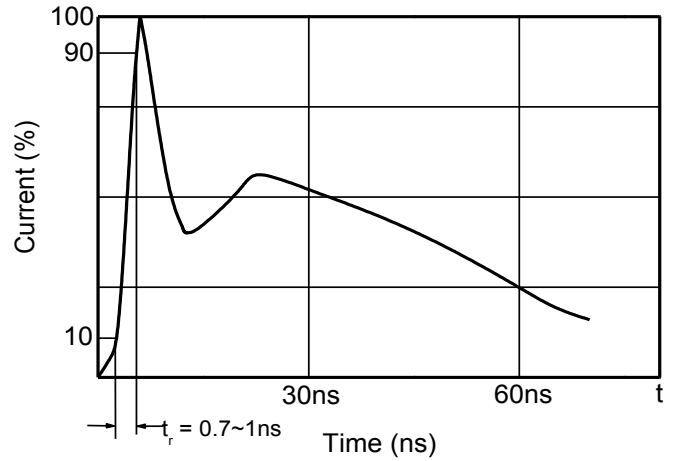
Notes:

- 1) Non-repetitive current pulse, according to IEC61000-4-5. (8/20 μs current waveform)
- 2) Non-repetitive current pulse, according to IEC61000-4-2.
- 3) Measured from pin 1 to pin 2.

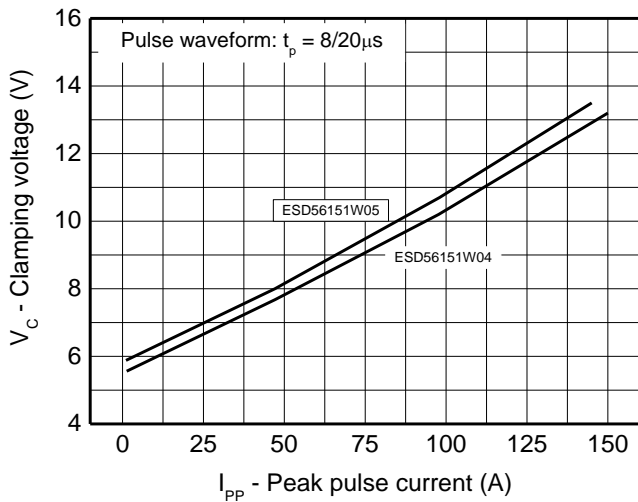
Electrical characteristics ($T_A = 25^\circ\text{C}$, unless otherwise noted)



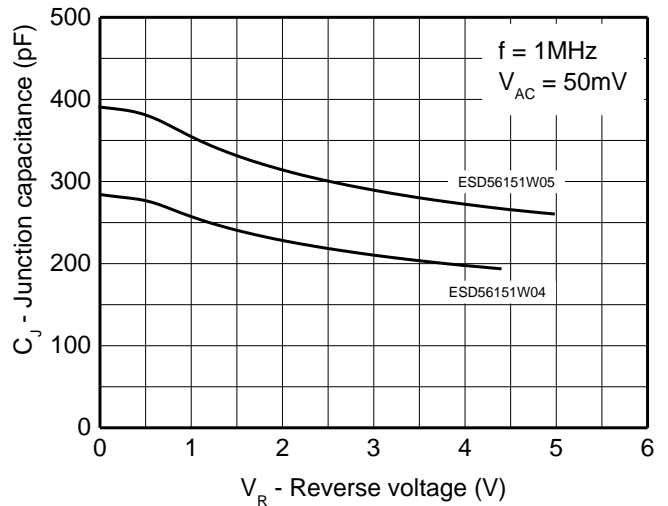
8/20 μs waveform per IEC61000-4-5



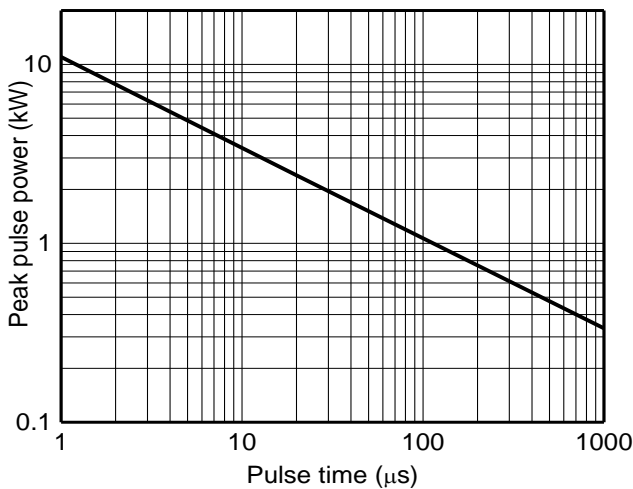
Contact discharge current waveform per IEC61000-4-2



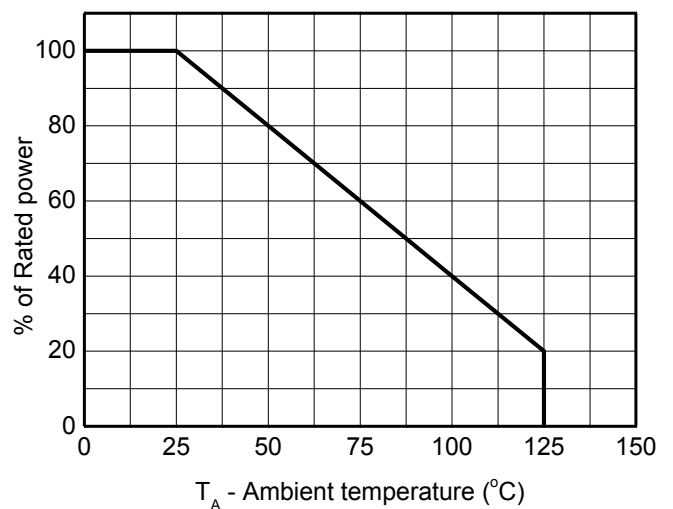
Clamping voltage vs. Peak pulse current



Capacitance vs. Reverse voltage

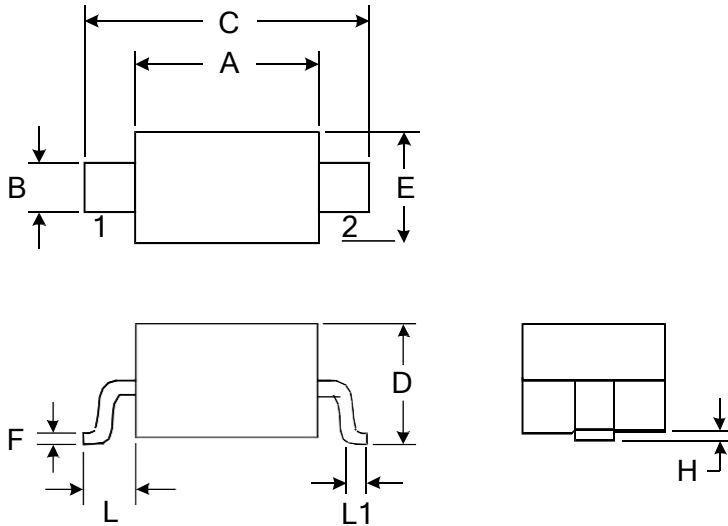


Non-repetitive peak pulse power vs. Pulse time



Power derating vs. Ambient temperature

Outline Drawing - SOD-323



DIMENSIONS				
SYMBOL	MILLIMETER		INCHES	
	MIN	MAX	MIN	MAX
A	1.600	1.800	0.063	0.071
B	0.250	0.350	0.010	0.014
C	2.500	2.700	0.098	0.106
D		1.000		0.039
E	1.200	1.400	0.047	0.055
F	0.080	0.150	0.003	0.006
L	0.475 REF		0.019REF	
L1	0.250	0.400	0.010	0.016
H	0.000	0.100	0.000	0.004

Marking



Ordering information

Order code	Package	Baseqty	Delivery mode
UMW ESD56151W04	SOD-323	3000	Tape and reel
UMW ESD56151W05	SOD-323	3000	Tape and reel

单击下面可查看定价，库存，交付和生命周期等信息

[>>UMW\(友台半导体\)](#)