

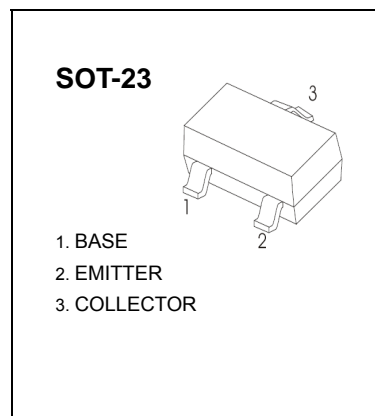
SOT-23 Plastic-Encapsulate Transistors

MMBT4401 TRANSISTOR (NPN)

FEATURES

- Switching Transistor

MARKING:2X



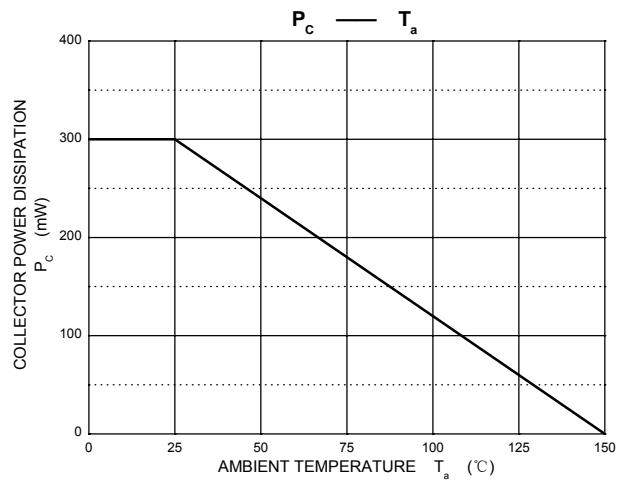
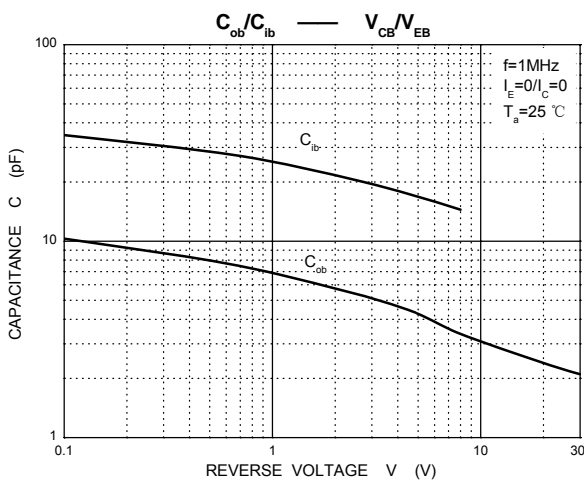
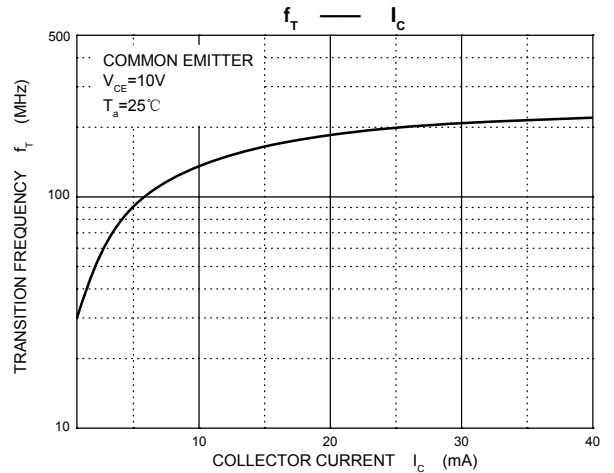
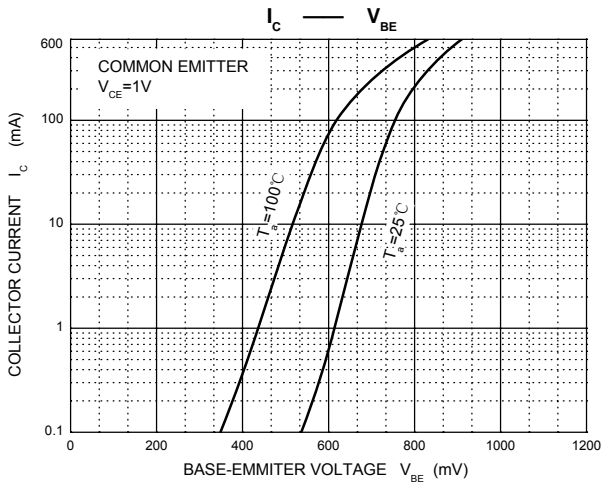
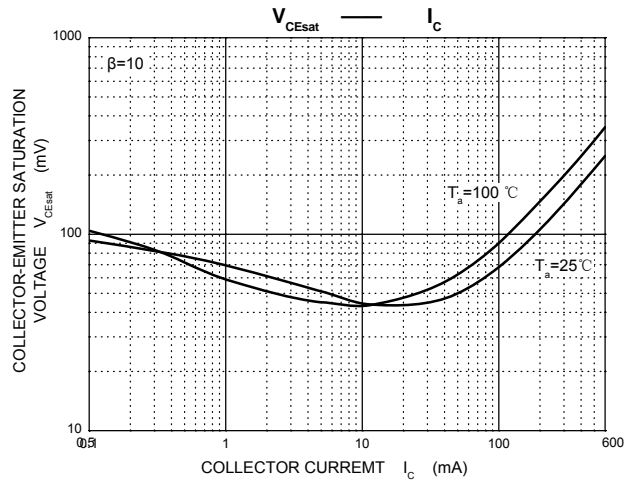
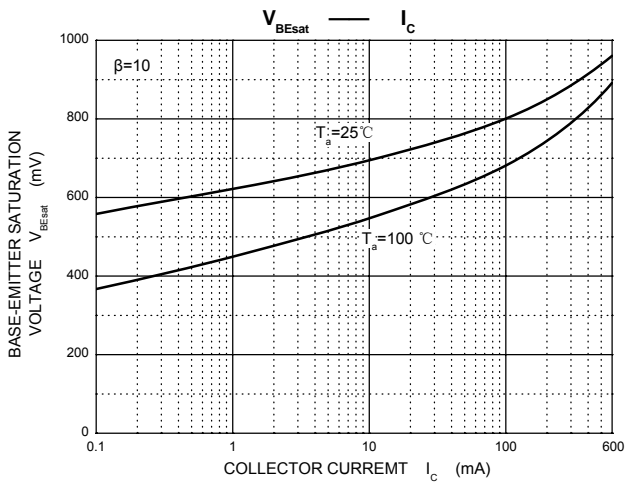
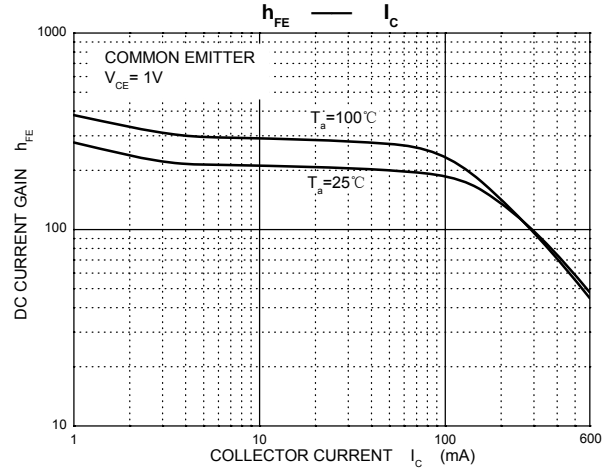
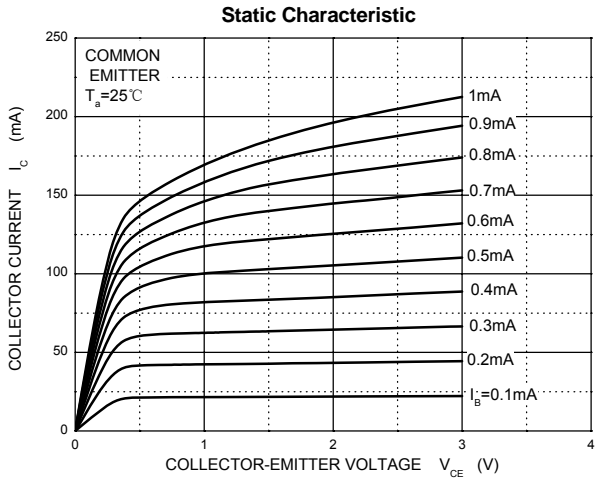
MAXIMUM RATINGS (T_a=25°C unless otherwise noted)

Symbol	Parameter	Value	Unit
V _{CB0}	Collector-Base Voltage	60	V
V _{CEO}	Collector-Emitter Voltage	40	V
V _{EBO}	Emitter-Base Voltage	6	V
I _C	Collector Current	600	mA
P _C	Collector Power Dissipation	300	mW
R _{θJA}	Thermal Resistance From Junction To Ambient	417	°C/W
T _j	Junction Temperature	150	°C
T _{stg}	Storage Temperature	-55~+150	°C

ELECTRICAL CHARACTERISTICS (T_a=25°C unless otherwise specified)

Parameter	Symbol	Test conditions	Min	Typ	Max	Unit
Collector-base breakdown voltage	V _{(BR)CBO}	I _C =100μA, I _E =0	60			V
Collector-emitter breakdown voltage	V _{(BR)CEO}	I _C =1mA, I _B =0	40			V
Emitter-base breakdown voltage	V _{(BR)EBO}	I _E =100μA, I _C =0	6			V
Collector cut-off current	I _{CEO}	V _{CE} =30V, I _B =0			100	nA
Collector cut-off current	I _{CBO}	V _{CB} = 50V, I _E =0			100	nA
Emitter cut-off current	I _{EBO}	V _{EB} =5V, I _C =0			100	nA
DC current gain	h _{FE}	V _{CE} =1V, I _C =150mA	100		300	
Collector-emitter saturation voltage	V _{CE(sat)}	I _C =150mA, I _B =15mA			0.4	V
Collector-emitter saturation voltage	V _{BE(sat)}	I _C =150mA, I _B =15mA			0.95	V
Transition frequency	f _T	V _{CE} =10V, I _C =20mA, f=100MHz	250			MHz
Delay time	t _d	V _{CC} =30V, V _{BE(off)} =-2V I _C =150mA,			15	ns
Rise time	t _r	I _{B1} =15mA			20	ns
Storage time	t _s	V _{CC} =30V, I _C =150mA, I _{B1} = I _{B2} =15mA			225	ns
Fall time	t _f				30	ns

SOT-23 Plastic-Encapsulate Transistors



单击下面可查看定价，库存，交付和生命周期等信息

[>>UMW\(友台半导体\)](#)