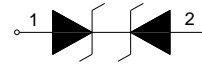


Description

The PESDxxVL1BA is Transient Voltage Suppressor that designed to protect components which are connected to data and transmission lines against electrostatic discharge (ESD), electrical fast transient (EFT), and lightning. All pins are rated to withstand 30kV ESD pulses using the IEC61000-4-2 air discharge method.



Features

- IEC 61000 -4-2 Level 4 ESD Protection
 - ±30kV Contact Discharge
 - ±30kV Air Discharge
- 350W Peak pulse Power (8/20us)
- Low clamping voltage
- Low leakage current
- RoHS compliant
- Protecting one bi-directional lines
- Working voltage: 8/12/15/24/36V

Applications

- Portable electronic
- Control & monitoring systems
- Servers, notebooks, and desktop PCs
- Set-top box
- Communications systems
- Cellular handsets and accessories

Absolute Maximum rating Over operating free-air temperature range (unless otherwise noted)

Parameters	Symbol	Min.	Max.	Unit
Peak pulse power (tp=8/20us)@25°C	P _{pk}		350	W
Peak pulse current (tp=8/20us)@25°C	I _{PP}		Refer to Table-5	A
ESD (IEC61000-4-2 air discharge) @25°C	V _{ESD}		±30	kV
ESD (IEC61000-4-2 contact discharge) @25°C	V _{ESD}		±30	kV
Junction temperature	T _J		150	°C
Operating temperature	T _{OP}	-40	125	°C
Storage temperature	T _{STG}	-55	150	°C
Lead temperature	T _L		260	°C

Table-3 Absolute Maximum rating

Electrical Characteristics

Symbol	Description
V_{RWM}	Rated reverse stand-off voltage
V_{BR}	Minimum breakdown voltage @ $I_T = 1mA$
V_{CL}	Typical Clamping voltage
I_{PP}	Maximum peak pulse current
I_R	Reverse leakage current @ V_{RWM}
C_O	Typical line capacitance ($V_{IO}=0V$, $V_{P-P} = 30mV$, $f = 1MHz$)

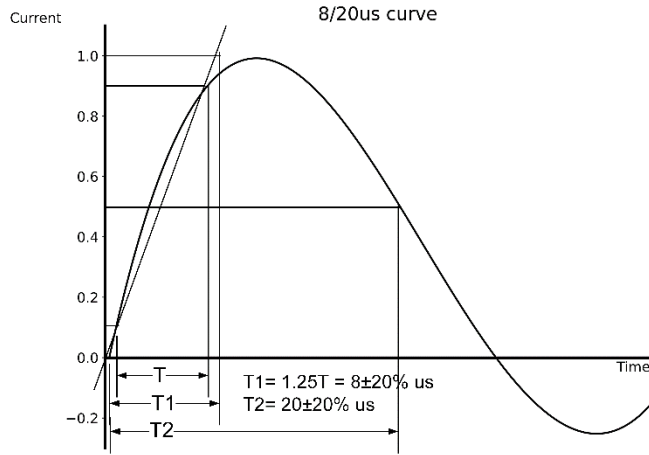
Table-4 Parameters Description

At TA = 25°C unless otherwise noted

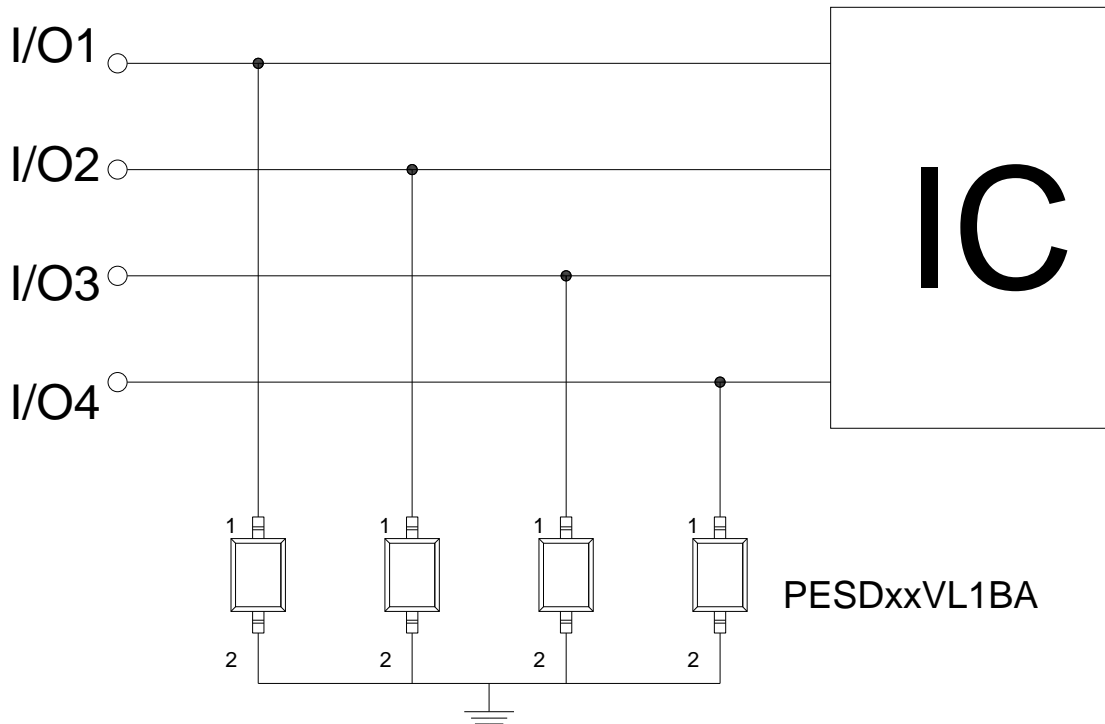
Part Number	V_{RWM}	V_{BR}	$V_{CL}@I=1A$	I_{PP}	$V_{CL}@I=I_{PP}$	I_R	C_O
	(V)	(V)	(V)	(A)	(V)	(uA)	(pF)
PESD08VL1BA	8	8.5	11.0	15.0	28.0	1.0	110
PESD12VL1BA	12	13.3	20.0	12.0	37.0	1.0	70
PESD15VL1BA	15	16.5	25.0	9.0	55.0	1.0	40
PESD24VL1BA	24	26.0	40.0	6.0	63.0	1.0	30
PESD36VL1BA	36	38.0	55.0	4.0	72.0	1.0	25

Table-5 Electrical Characteristics for All Series

Typical Characteristic

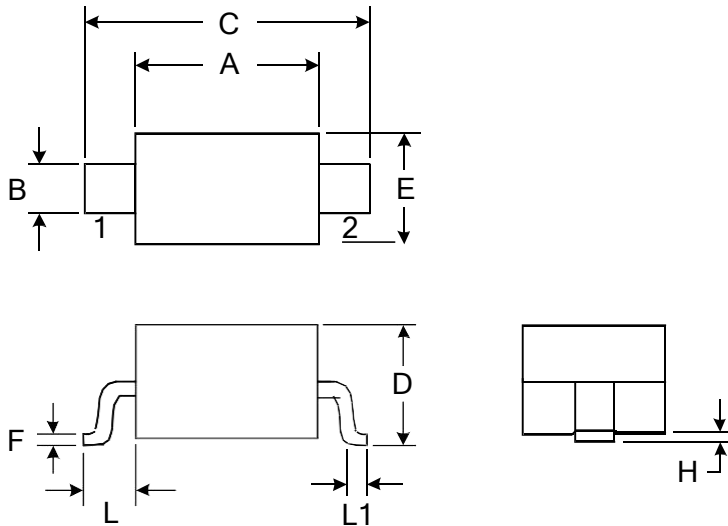


Typical Application



Typical Interface Application

Outline Drawing – SOD323



DIMENSIONS				
SYMBOL	MILLIMETER		INCHES	
	MIN	MAX	MIN	MAX
A	1.600	1.800	0.063	0.071
B	0.250	0.350	0.010	0.014
C	2.500	2.700	0.098	0.106
D		1.000		0.039
E	1.200	1.400	0.047	0.055
F	0.080	0.150	0.003	0.006
L	0.475 REF		0.019REF	
L1	0.250	0.400	0.010	0.016
H	0.000	0.100	0.000	0.004

Marking



Ordering information

Order code	Package	Base qty	Delivery mode
UMW PESD36VL1BA	SOD-323	3000	Tape and reel

单击下面可查看定价，库存，交付和生命周期等信息

[>>UMW\(友台半导体\)](#)