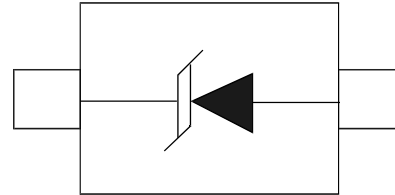


## Features

- Unidirectional ESD protection of one line
- Low diode capacitance:  $C_d = 34 \text{ pF}$
- Low clamping voltage:  $V_{CL} = 11 \text{ V}$
- Very low leakage current:  $I_{RM} = 100 \text{ nA}$
- ESD protection up to 30 kV
- IEC 61000-4-2; level 4 (ESD)
- AEC-Q101 qualified



## Applications

- Computers and peripherals
- Audio and video equipment
- Cellular handsets and accessories
- Communication systems
- Subscriber Identity Module (SIM) card protection
- Portable electronics
- FireWire
- High-speed data lines

## MACHANICAL DATA

- SOD-523 package
- Flammability Rating: UL 94V-0
- Packaging: Tape and Reel
- High temperature soldering guaranteed: 260°C/10S

## Quick reference data

$T_{amb} = 25 \text{ }^\circ\text{C}$  unless otherwise specified.

Symbol	Parameter	Conditions	Min	Typ	Max	Unit
$V_{RWM}$	reverse standoff voltage		-	-	3.3	V
$C_d$	diode capacitance	$f = 1 \text{ MHz}; V_R = 0 \text{ V}$	-	34	40	pF

### Limiting values

In accordance with the Absolute Maximum Rating System (IEC 60134).

Symbol	Parameter	Conditions		Min	Max	Unit
P <sub>PP</sub>	peak pulse power	t <sub>p</sub> = 8/20 μs	[1][2]	-	45	W
I <sub>PP</sub>	peak pulse current	t <sub>p</sub> = 8/20 μs	[1][2]	-	4.5	A
T <sub>j</sub>	junction temperature			-	150	°C
T <sub>amb</sub>	ambient temperature			-55	+150	°C
T <sub>stg</sub>	storage temperature			-65	+150	°C

[1] Non-repetitive current pulse 8/20 μs exponential decay waveform according to IEC 61000-4-5.

[2] Measured from pin 1 to pin 2.

### ESD maximum ratings

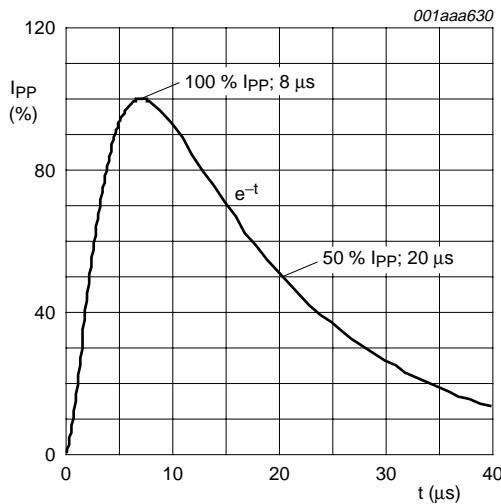
T<sub>amb</sub> = 25 °C unless otherwise specified.

Symbol	Parameter	Conditions		Min	Max	Unit
V <sub>ESD</sub>	electrostatic discharge voltage	IEC 61000-4-2 (contact discharge)	[1]	-	30	kV
		machine model		-	400	V
		MIL-STD-883 (human body model)		-	10	kV

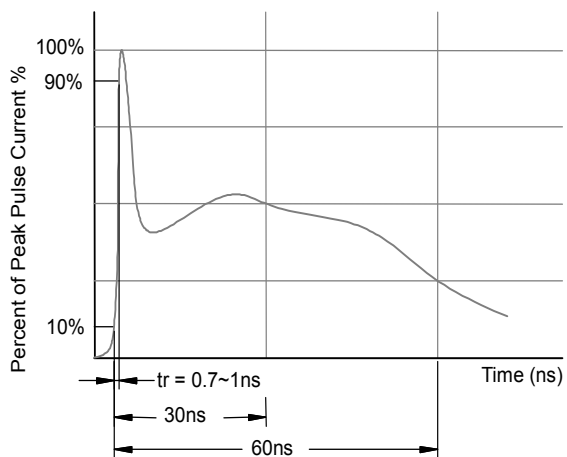
[1] Device stressed with ten non-repetitive ESD pulses.

### ESD standards compliance

Standard	Conditions
IEC 61000-4-2; level 4 (ESD)	> 15 kV (air); > 8 kV (contact)
MIL-STD-883; class 3 (human body model)	> 4 kV



8/20 μs pulse waveform according to IEC 61000-4-5



ESD pulse waveform according to IEC 61000-4-2

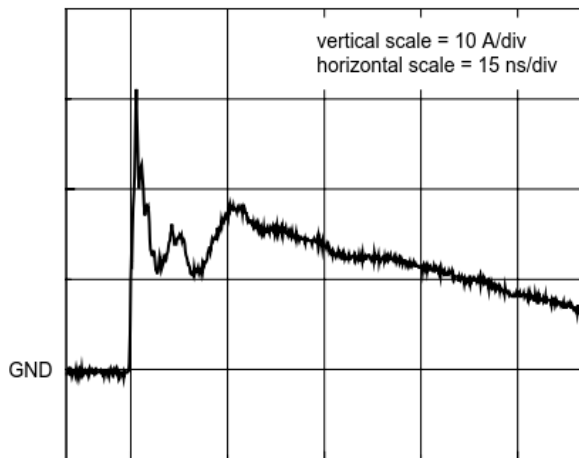
### Characteristics

T<sub>amb</sub> = 25 °C unless otherwise specified.

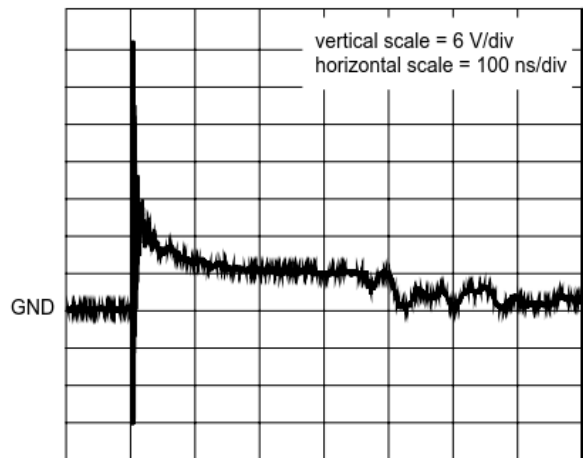
Symbol	Parameter	Conditions	Min	Typ	Max	Unit
V <sub>RWM</sub>	reverse standoff voltage		-	-	3.3	V
I <sub>RM</sub>	reverse leakage current	V <sub>RWM</sub> = 3.3 V	-	100	300	nA
V <sub>BR</sub>	breakdown voltage	I <sub>R</sub> = 5 mA	5.3	5.6	6.0	V
C <sub>d</sub>	diode capacitance	f = 1 MHz; V <sub>R</sub> = 0 V	-	34	40	pF
V <sub>CL</sub>	clamping voltage	[1][2]				
		I <sub>PP</sub> = 1 A	-	-	8	V
		I <sub>PP</sub> = 4.5 A	-	-	11	V
r <sub>dif</sub>	differential resistance	I <sub>R</sub> = 5 mA	-	-	30	Ω
V <sub>F</sub>	forward voltage	I <sub>F</sub> = 200 mA	-	-	1.2	V

[1] Non-repetitive current pulse 8/20 μs exponential decay waveform according to IEC 61000-4-5.

[2] Measured from pin 1 to pin 2.

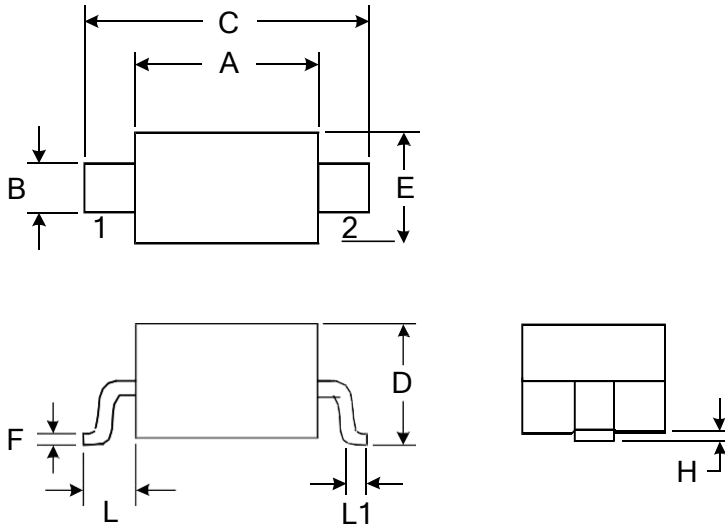


unclamped +8 kV ESD pulse waveform (IEC 61000-4-2 network)



clamped +8 kV ESD pulse waveform (IEC 61000-4-2 network)

Outline Drawing - SOD-323



DIMENSIONS				
SYMBOL	MILLIMETER		INCHES	
	MIN	MAX	MIN	MAX
A	1.600	1.800	0.063	0.071
B	0.250	0.350	0.010	0.014
C	2.500	2.700	0.098	0.106
D		1.000		0.039
E	1.200	1.400	0.047	0.055
F	0.080	0.150	0.003	0.006
L	0.475 REF		0.019REF	
L1	0.250	0.400	0.010	0.016
H	0.000	0.100	0.000	0.004

Marking



Ordering information

Order code	Package	Baseqty	Deliverymode
UMW PESD3V3L1UB	SOD-523	3000	Tape and reel

单击下面可查看定价，库存，交付和生命周期等信息

[>>UMW\(友台半导体\)](#)