

# AC Input 4-Pin Mini-Flat Phototransistor Optocoupler

## Features

- High isolation 3750 VRMS
- CTR flexibility available see order information
- AC input with transistor output
- Temperature range - 55 °C to 110 °C
- Regulatory Approvals
  - UL - UL1577 (E492440)

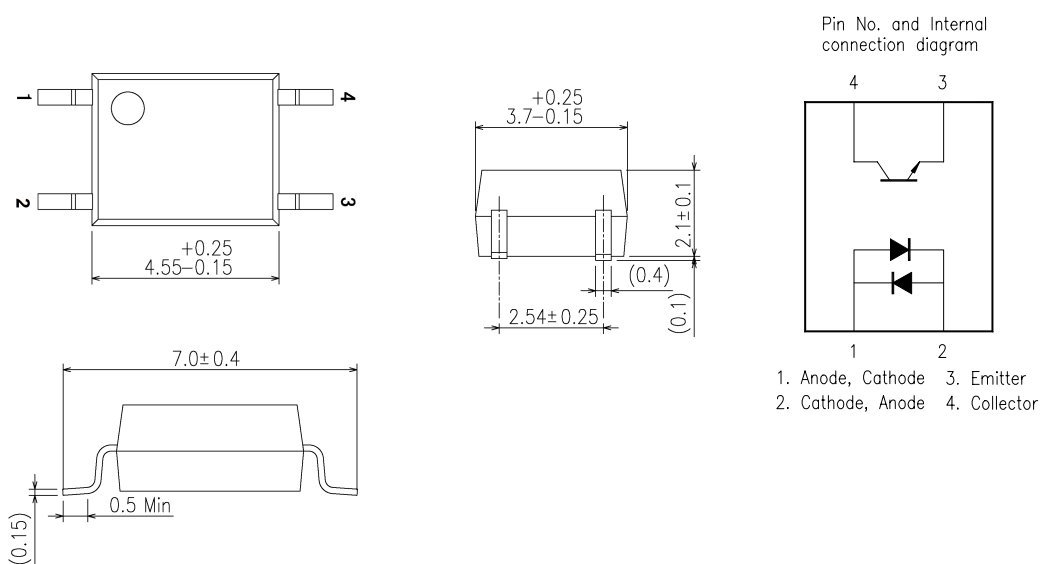
## Description

These series of AC input optocoupler consists of a photo transistor optically coupled to two gallium arsenide Infrared-emitting diodes in a 4-lead Mini-Flat package.

## Applications

- Switch mode power supplies
- Computer peripheral interface
- Microprocessor system interface

### Packaging and Pin Assignment



## AC Input 4-Pin Mini-Flat Phototransistor Optocoupler

### Absolute Maximum Rating at 25°C

Symbol	Parameters	Ratings	Units	Notes
V <sub>ISO</sub>	Isolation voltage	3750	V <sub>RMS</sub>	
T <sub>OPR</sub>	Operating temperature	-55 ~ +110	°C	
T <sub>STG</sub>	Storage temperature	-55 ~ +150	°C	
T <sub>SOL</sub>	Soldering temperature	260	°C	
P <sub>TOT</sub>	Total power dissipation	200	mW	
<b>Emitter</b>				
I <sub>F</sub>	Forward current	±50	mA	
I <sub>F(TRANS)</sub>	Peak transient current (≤1μs P.W,300pps)	1	A	
P <sub>D</sub>	Power dissipation	70	mW	
<b>Detector</b>				
P <sub>C</sub>	Power dissipation	150	mW	
B <sub>VCEO</sub>	Collector-Emitter Breakdown Voltage	80	V	
B <sub>VECO</sub>	Emitter-Collector Breakdown Voltage	7	V	
I <sub>C</sub>	Collector Current	50	mA	

# AC Input 4-Pin Mini-Flat Phototransistor Optocoupler

## Electrical Characteristics $T_A = 25^\circ\text{C}$ (unless otherwise specified)

### Emitter Characteristics

Symbol	Parameters	Test Conditions	Min	Typ	Max	Units	Notes
$V_F$	Forward voltage	$I_F=10\text{mA}$		1.24	1.4	V	
$C_{IN}$	Input Capacitance	$f=1\text{kHz}$	-	45	-	pF	

### Detector Characteristics

Symbol	Parameters	Test Conditions	Min	Typ	Max	Units	Notes
$B_{V_{CEO}}$	Collector-Emitter Breakdown	$I_C=100\mu\text{A}$	80	-	-	V	
$B_{V_{ECO}}$	Emitter-Collector Breakdown	$I_E=100\mu\text{A}$	7	-	-	V	
$I_{CEO}$	Collector-Emitter Dark Current	$V_{CE}=20\text{V}, I_F=0\text{mA}$	-	-	100	nA	

### Transfer Characteristics

Symbol	Parameters	Test Conditions	Min	Typ	Max	Units	Notes
CTR	Current Transfer Ratio	354	$I_F= \pm 1\text{mA}, V_{CE}=5\text{V}$	20	-	300	%
$V_{CE(SAT)}$	Collector-Emitter Saturation Voltage		$I_F= \pm 20\text{mA}, I_C=1\text{mA}$	-	0.1	0.2	V
$R_{IO}$	Isolation Resistance		$V_{IO}=500\text{V}_{DC}$	$5 \times 10^{10}$	-	-	$\Omega$
$C_{IO}$	Isolation Capacitance		$f=1\text{MHz}$	-	0.6	1.0	pF

### Switching Characteristics

Symbol	Parameters	Test Conditions	Min	Typ	Max	Units	Notes
$t_r$	Rise Time	$I_C=2\text{mA}, V_{CE}=2\text{V}, R_L=100\Omega$	-	6	18	$\mu\text{s}$	
$t_f$	Fall Time		-	8	18		

# AC Input 4-Pin Mini-Flat Phototransistor Optocoupler

## Typical Characteristic Curves

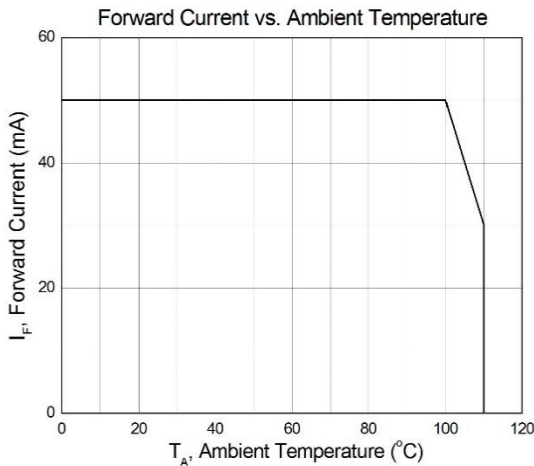


Figure 1

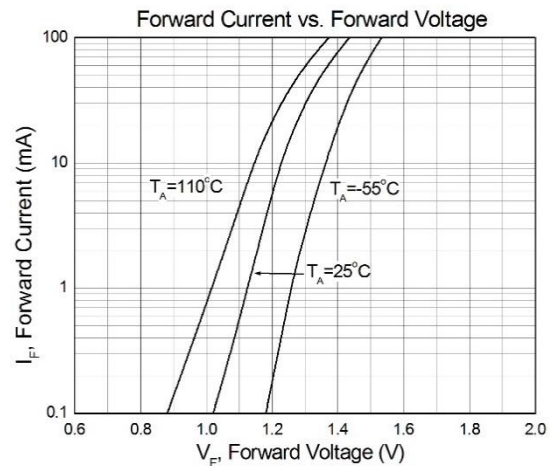


Figure 2

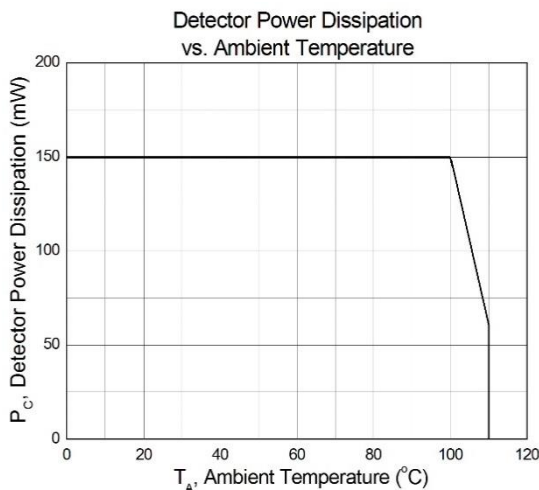


Figure 3

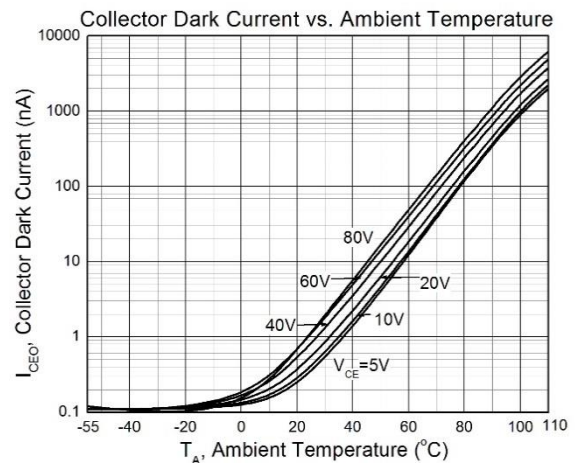


Figure 4

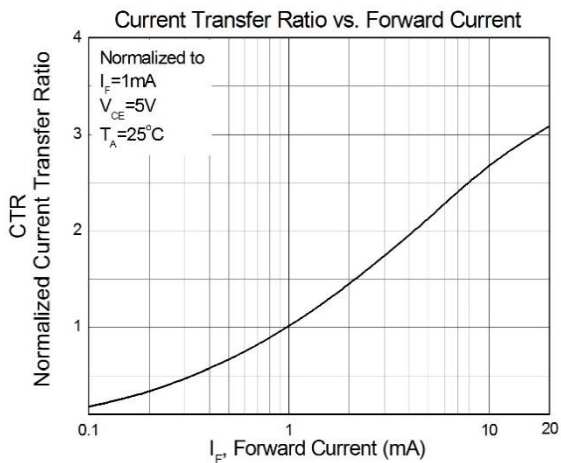


Figure 5

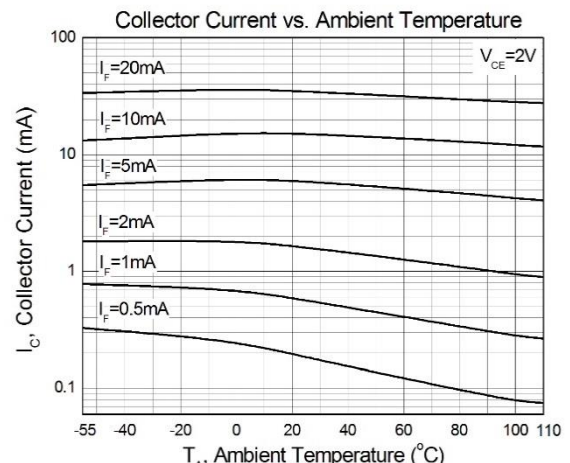


Figure 6

# AC Input 4-Pin Mini-Flat Phototransistor Optocoupler

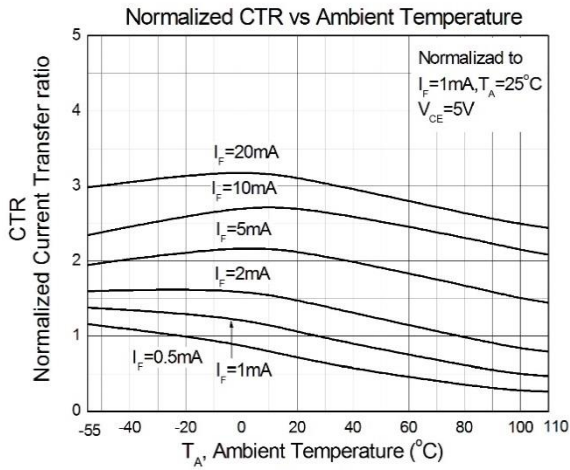


Figure 7

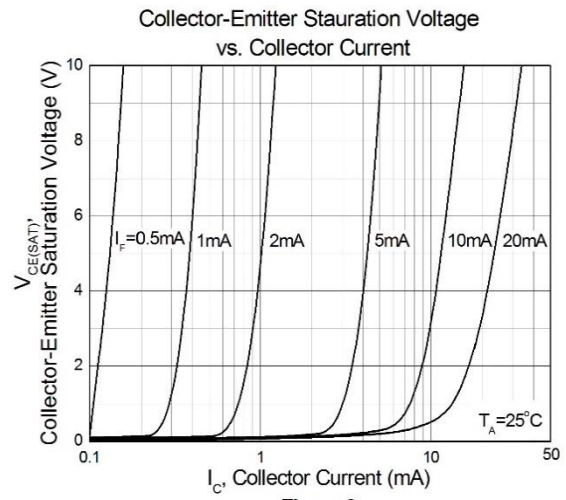


Figure 8

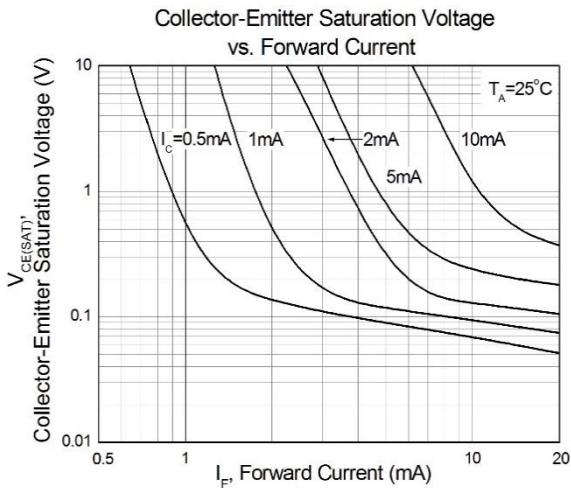


Figure 9

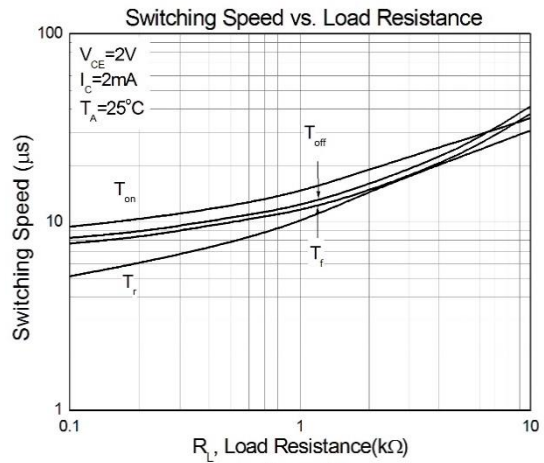


Figure 10

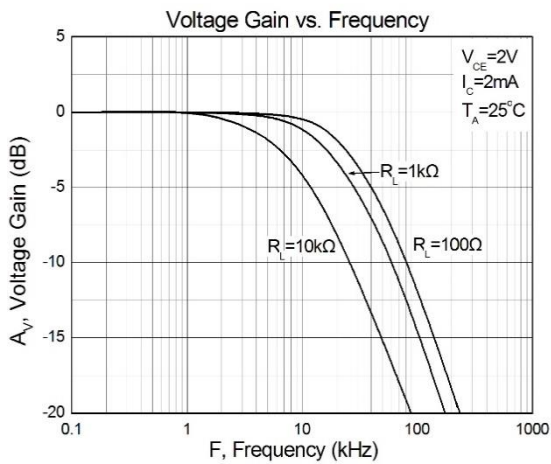


Figure 11

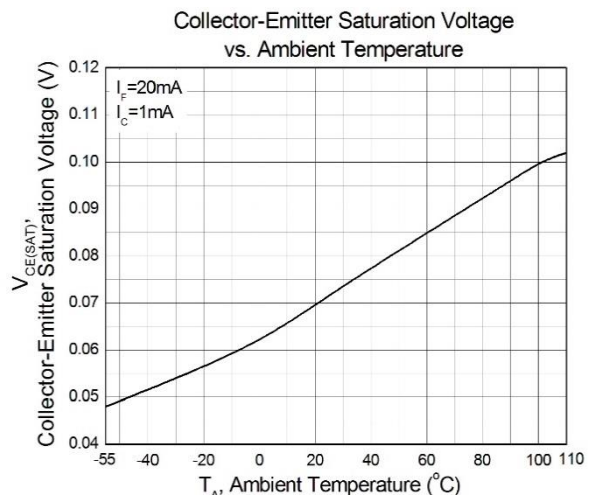
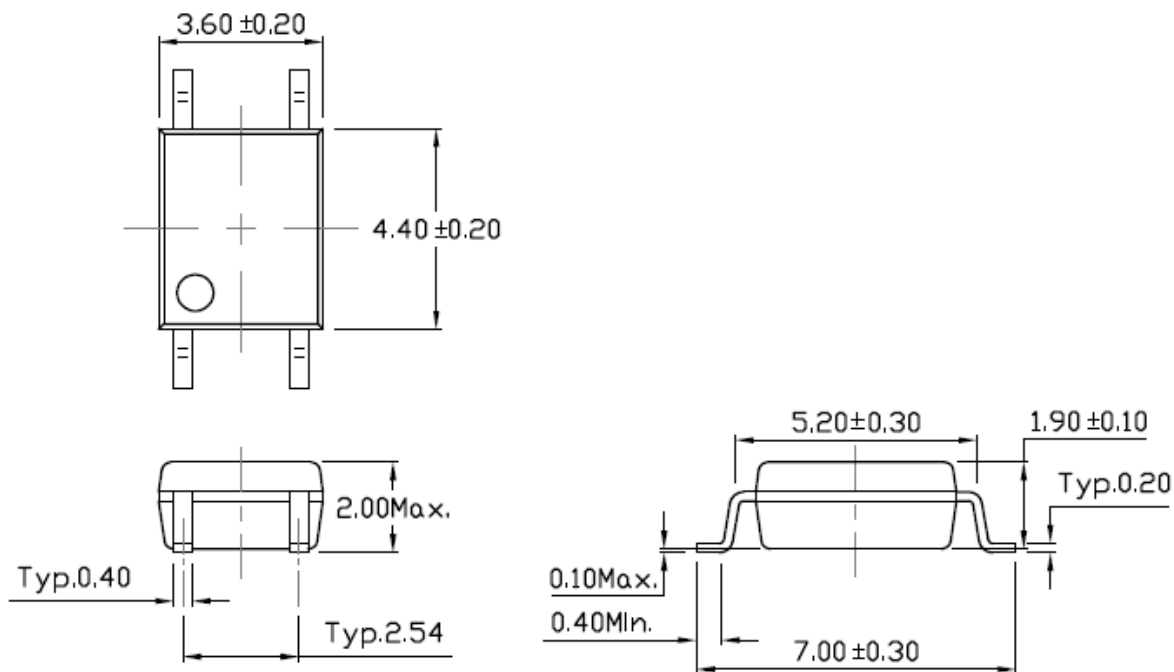


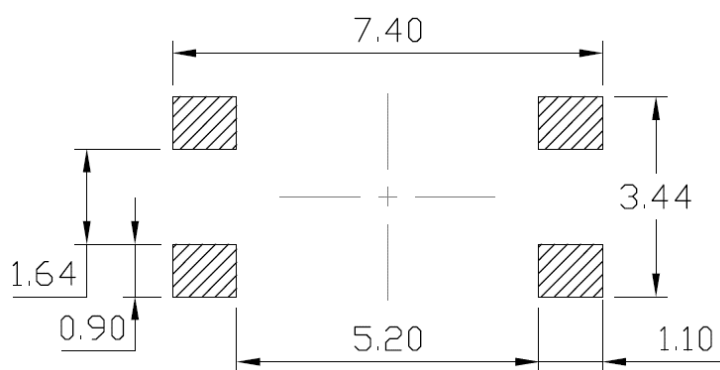
Figure 12

AC Input 4-Pin Mini-Flat Phototransistor Optocoupler

**Package Dimension** *Dimensions in mm unless otherwise stated*

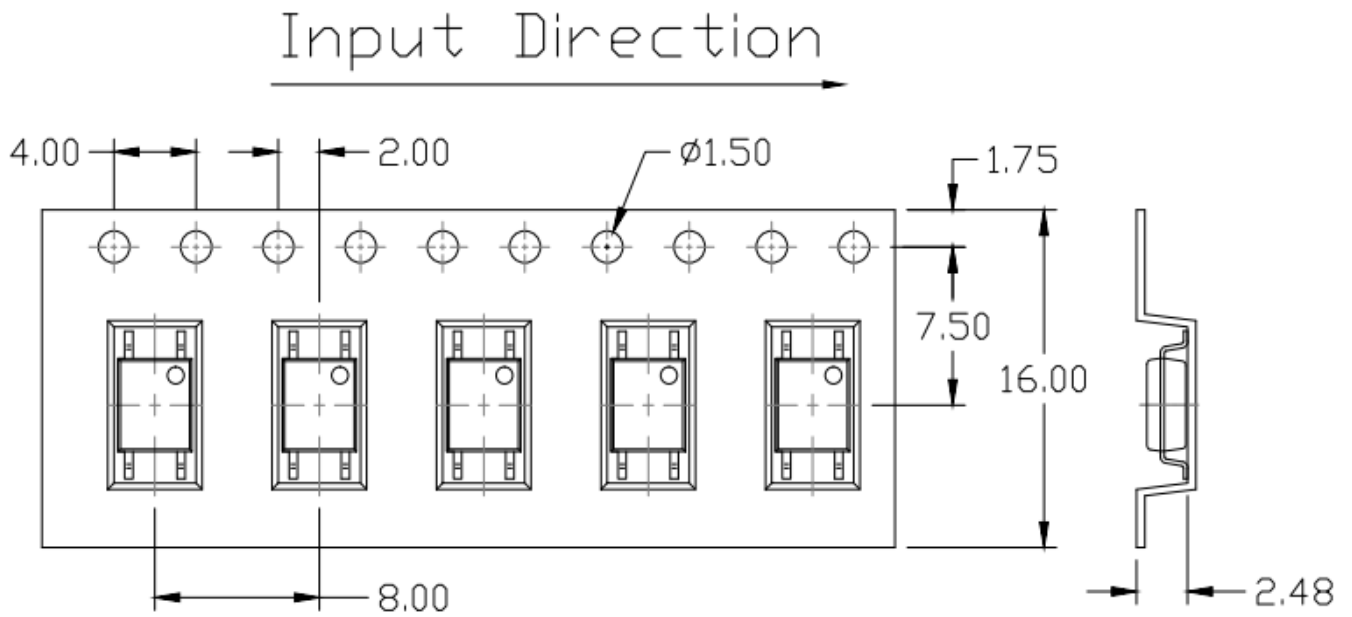


**Recommended Solder Mask** *Dimensions in mm unless otherwise stated*



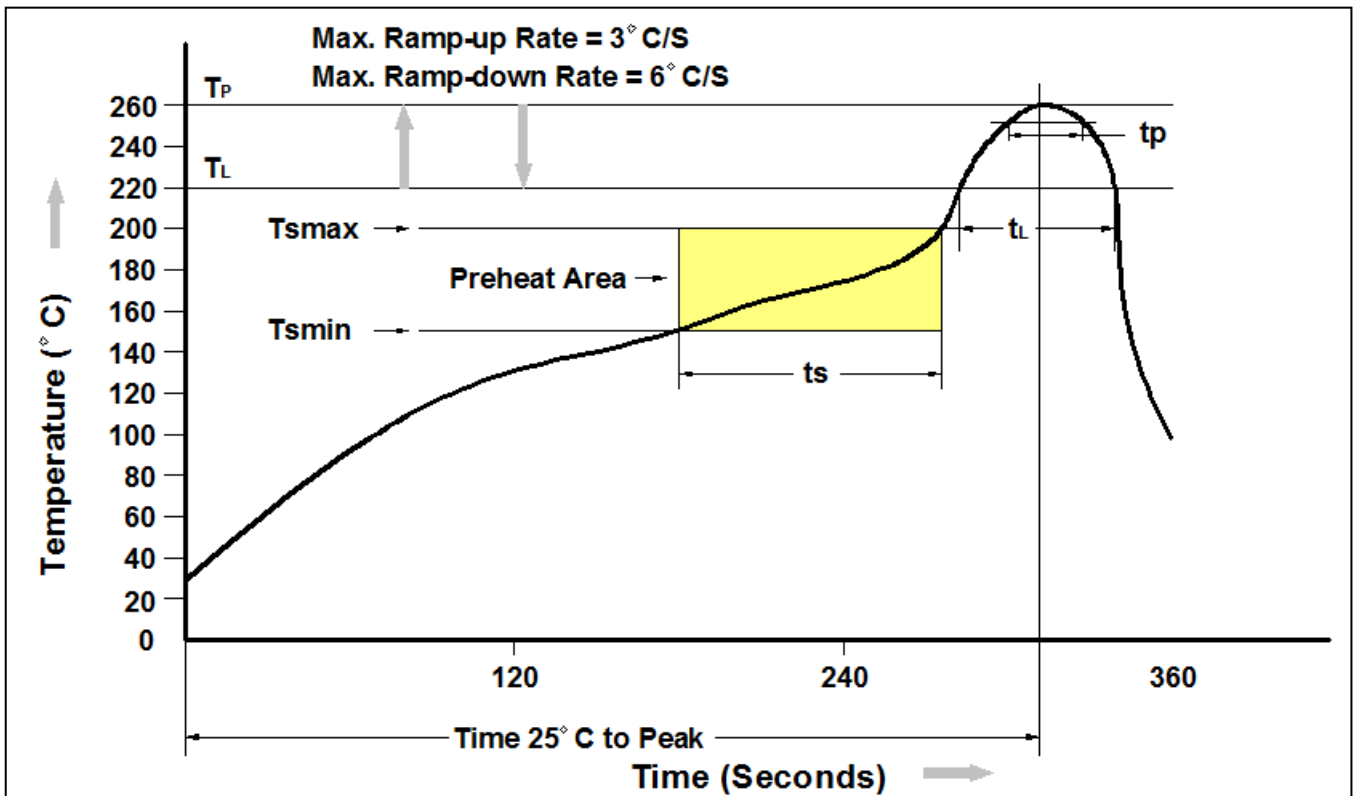
AC Input 4-Pin Mini-Flat Phototransistor Optocoupler

**Carrier Tape Specifications** *Dimensions in mm unless otherwise stated*



## AC Input 4-Pin Mini-Flat Phototransistor Optocoupler

### Reflow Profile



Profile Feature	Pb-Free Assembly Profile
Temperature Min. (T <sub>smin</sub> )	150°C
Temperature Max. (T <sub>smax</sub> )	200°C
Time (t <sub>s</sub> ) from (T <sub>smin</sub> to T <sub>smax</sub> )	60-120 seconds
Ramp-up Rate (t <sub>L</sub> to t <sub>P</sub> )	3°C/second max.
Liquidous Temperature (T <sub>L</sub> )	217°C
Time (t <sub>L</sub> ) Maintained Above (T <sub>L</sub> )	60 – 150 seconds
Peak Body Package Temperature	260°C +0°C / -5°C
Time (t <sub>P</sub> ) within 5°C of 260°C	30 seconds
Ramp-down Rate (T <sub>P</sub> to T <sub>L</sub> )	6°C/second max
Time 25°C to Peak Temperature	8 minutes max.

### ORDERING INFORMATION

Order Code	Package	Baseqty	Deliverymode
UMW LTV-354	SOP-4	3000	Tape and reel



单击下面可查看定价，库存，交付和生命周期等信息

[>>UMW\(友台半导体\)](#)