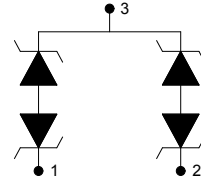


## Description

The PESD2IVN24-TR is a Transient Voltage Suppressor Arrays that designed to protect components which are connected to data and transmission lines against electrostatic discharge (ESD), electrical fast Transients (EFT), and lightning. All pins are rated to withstand 30kV ESD pulses using the IEC61000-4-2 air discharge method.



## Features

- IEC 61000-4-2 Level 4 ESD Protection
  - ±30kV Contact Discharge
  - ±30kV Air Discharge
- 450W Peak pulse Power (8/20us)
- Low clamping voltage
- Working voltage: 24V
- Low leakage current
- ESD Protection > 15kV
- Protecting two bidirectional or two unidirectional lines

## Applications

- Portable electronics
- Control & monitoring systems
- Servers, notebooks, and desktop PCs
- CAN bus protection
- Cellular handsets and accessories

**Absolute Maximum rating** Over operating free-air temperature range (unless otherwise noted)

Parameters	Symbol	Min.	Max.	Unit
Peak pulse power (tp=8/20us)@25°C	P <sub>pk</sub>		450	W
Peak pulse current (tp=8/20us)@25°C	I <sub>pp</sub>		8	A
ESD (IEC61000-4-2 air discharge) @25°C	V <sub>ESD</sub>		±30	kV
ESD (IEC61000-4-2 contact discharge) @25°C	V <sub>ESD</sub>		±30	kV
Junction temperature	T <sub>J</sub>		150	°C
Operating temperature	T <sub>OP</sub>	-40	125	°C
Storage temperature	T <sub>STG</sub>	-55	150	°C
Lead temperature	T <sub>L</sub>		260	°C

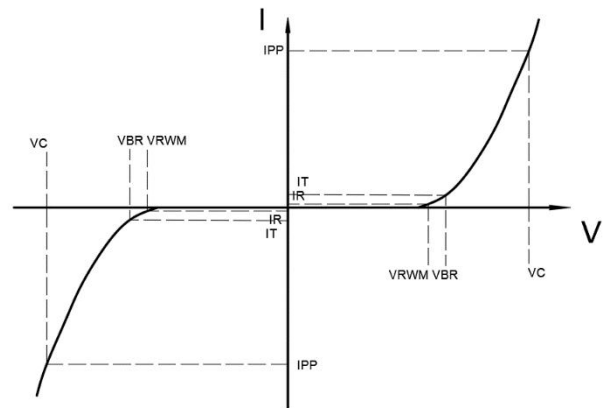
Table-3 Absolute Maximum rating

**Electrical Characteristics** At TA = 25°C unless otherwise noted

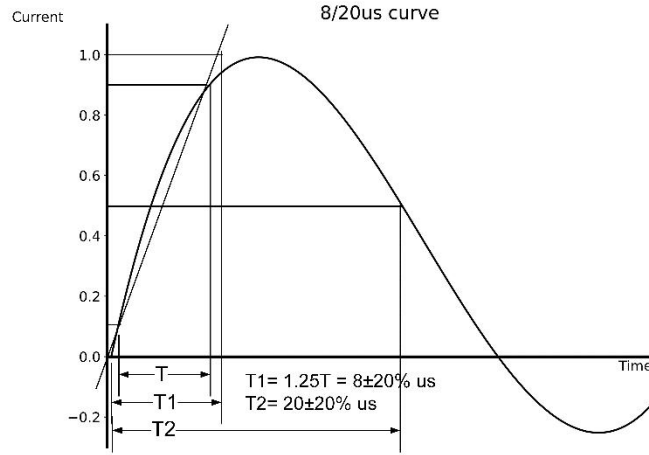
Parameter	Symbol	Conditions	Min.	Typ.	Max.	Units
Reverse Stand-off Voltage	$V_{RWM}$			24		V
Reverse Breakdown Voltage	$V_{BR}$	$I_T=1mA$	26.5	28		V
Reverse Leakage Current	$I_R$	$V_{RWM}=24V$			1	$\mu A$
Clamping Voltage	$V_C$	$I_{PP}=1A; t_p=8/20\mu s$		36		V
Clamping Voltage	$V_C$	$I_{PP}=8A; t_p=8/20\mu s$		48		V
Junction Capacitance	$C_J$	$V_R=0V; f=1MHz$		30		pF

Table-4 Electrical Characteristics

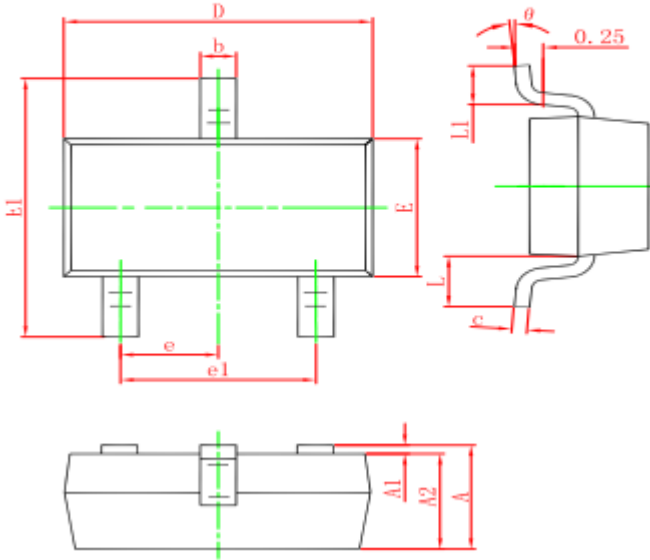
Symbol	Parameters
$V_{RWM}$	Peak Reverse Working Voltage
$I_R$	Reverse Leakage Current @ $V_{RWM}$
$V_{BR}$	Breakdown Voltage @ $I_T$
$I_T$	Test Current
$I_{PP}$	Maximum Reverse Peak Pulse Current
$V_C$	Clamping Voltage @ $I_{PP}$



Typical Characteristic

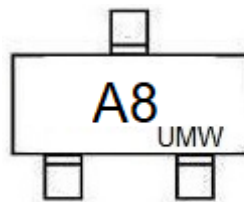


**SOT-23 PACKAGE OUTLINE DIMENSIONS**



Symbol	Dimensions In Millimeters		Dimensions In Inches	
	Min.	Max.	Min.	Max.
A	0.900	1.150	0.035	0.045
A1	0.000	0.100	0.000	0.004
A2	0.900	1.050	0.035	0.041
b	0.300	0.500	0.012	0.020
c	0.080	0.150	0.003	0.006
D	2.800	3.000	0.110	0.118
E	1.200	1.400	0.047	0.055
E1	2.250	2.550	0.089	0.100
e	0.950 TYP.		0.037 TYP.	
e1	1.800	2.000	0.071	0.079
L	0.550 REF.		0.022 REF.	
L1	0.300	0.500	0.012	0.020
θ	0°	8°	0°	8°

**Marking**



**Ordering information**

Order code	Package	Baseqty	Deliverymode
UMW PESD2IVN24	SOT-23	3000	Tape and reel

单击下面可查看定价，库存，交付和生命周期等信息

[>>UMW\(友台半导体\)](#)