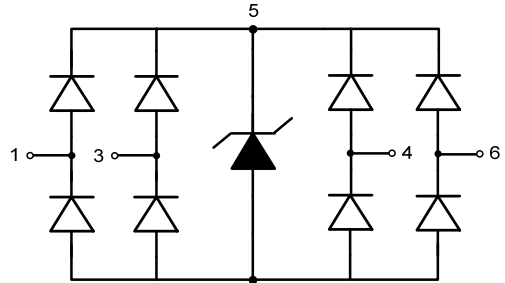


Descriptions

The ESDA6V8UW is a low capacitance TVS (Transient Voltage Suppressor) array designed to protect high speed data interfaces. It has been specifically designed to protect sensitive electronic components which are connected to data and transmission lines from over-stress caused by ESD (Electrostatic Discharge). The ESDA6V8UW incorporates four pairs of low capacitance steering diodes plus a TVS diode. The ESDA6V8UW may be used to provide ESD protection up to ±8kV (contact discharge) according to IEC61000-4-2, and withstand peak pulse current up to 3A (8/20µs) according to IEC61000-4-5.



Features

- Reverse stand-off voltage: 5V Max
- Transient protection for each line according to IEC61000-4-2 (ESD): ±8kV (contact discharge)
IEC61000-4-5 (surge): 3A (8/20µs)
- Low capacitance: $C_{I/O-GND} = 0.70\text{pF typ.}$
 $C_{I/O-I/O} = 0.35\text{pF typ.}$
- Low leakage current
- Low clamping voltage

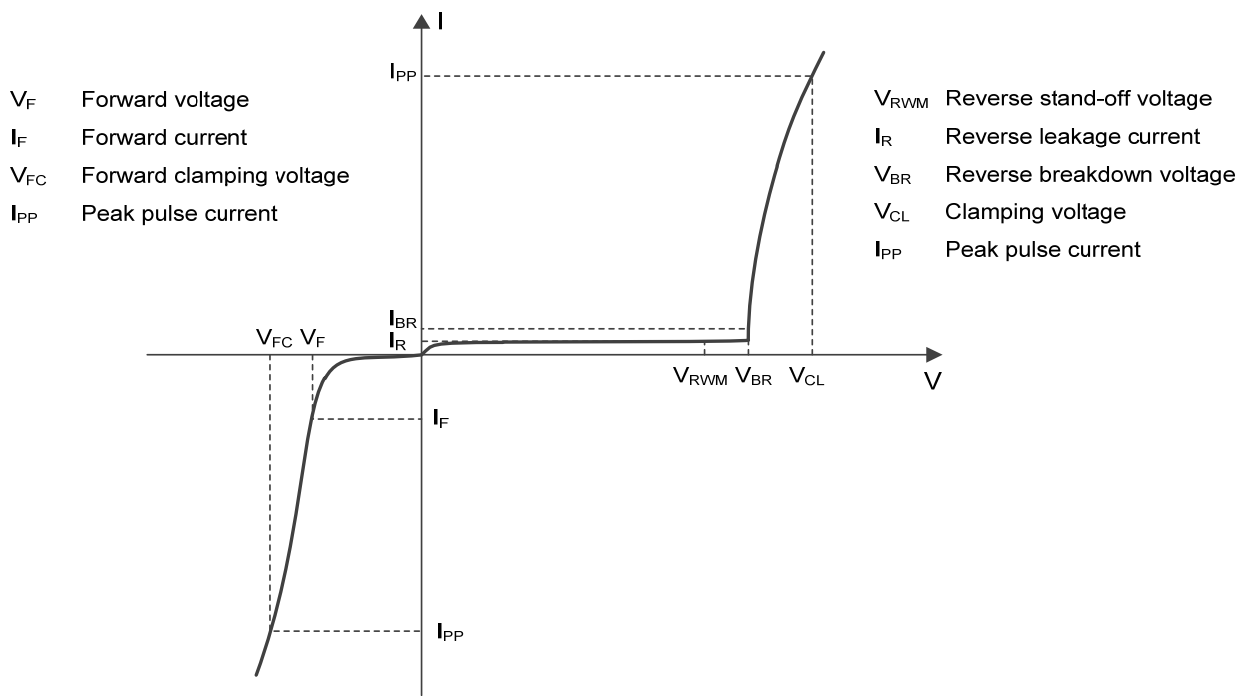
Applications

- USB 2.0
- HDMI 1.3
- SATA and eSATA
- DVI
- IEEE 1394
- PCI Express
- Portable Electronics
- Notebooks

Absolute maximum ratings

Parameter	Symbol	Rating	Unit
Peak pulse power ($t_p = 8/20\mu s$)	P_{pk}	45	W
Peak pulse current ($t_p = 8/20\mu s$)	I_{pp}	3	A
ESD according to IEC61000-4-2 air discharge	V_{ESD}	± 15	kV
ESD according to IEC61000-4-2 contact discharge		± 8	
Operation junction temperature	T_J	125	$^{\circ}C$
Lead temperature	T_L	260	$^{\circ}C$
Storage temperature	T_{STG}	-55~150	$^{\circ}C$

Electrical characteristics ($T_A = 25^{\circ}C$, unless otherwise noted)



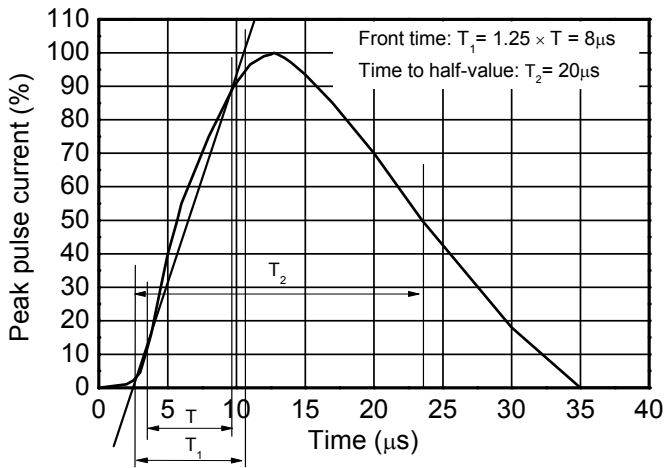
Definitions of electrical characteristics

Electrical characteristics (T_A = 25°C, unless otherwise noted)

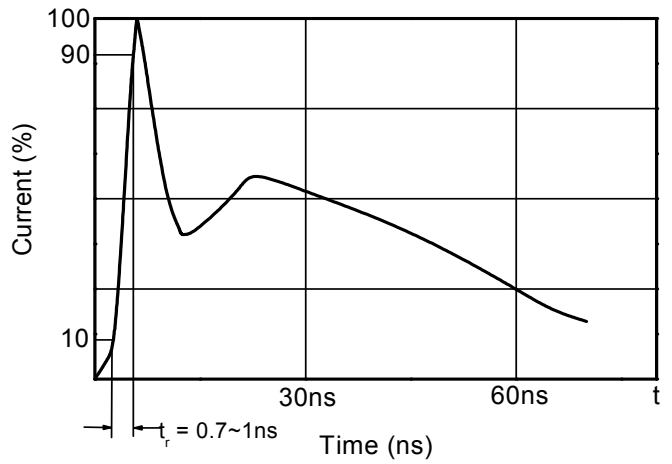
Parameter	Symbol	Condition	Min.	Typ.	Max.	Unit
Reverse stand-off voltage	V _{RWM}				5	V
Reverse leakage current	I _R	V _{RWM} = 5V			1	μA
Reverse breakdown voltage	V _{BR}	I _{BR} = 1mA	6.5	8.0	9.0	V
Forward voltage	V _F	I _F = 10mA	0.6	0.9	1.2	V
Clamping voltage ¹⁾	V _{CL}	I _{PP} = 1A, t _p = 8/20μs			11	V
		I _{PP} = 3A, t _p = 8/20μs			15	V
Junction capacitance	C _{I/O - GND}	V _R = 0V, f = 1MHz, Any I/O to GND		0.70	0.90	pF
	C _{I/O - I/O}	V _R = 0V, f = 1MHz, Any I/O to I/O		0.35	0.50	pF

1) According to IEC61000-4-5.

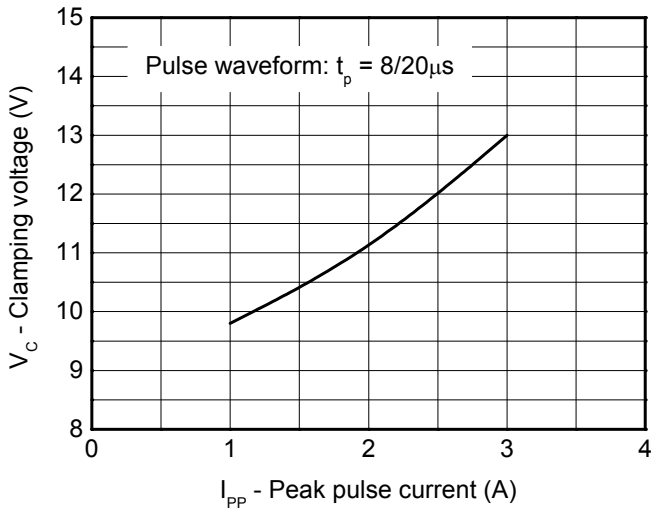
Typical characteristics ($T_A = 25^\circ\text{C}$, unless otherwise noted)



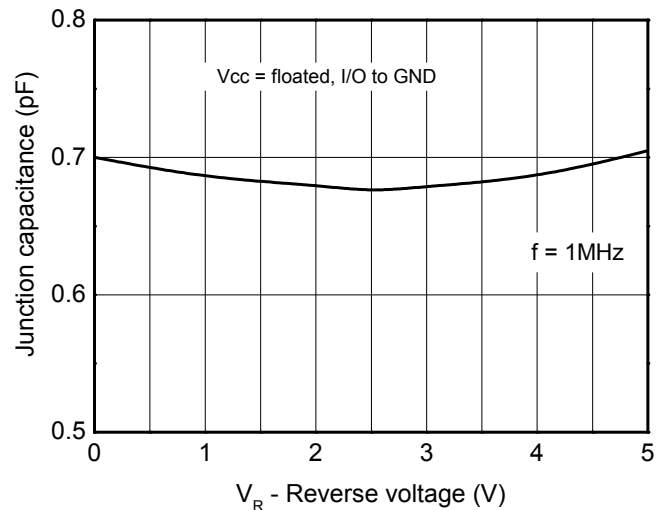
8/20μs waveform per IEC61000-4-5



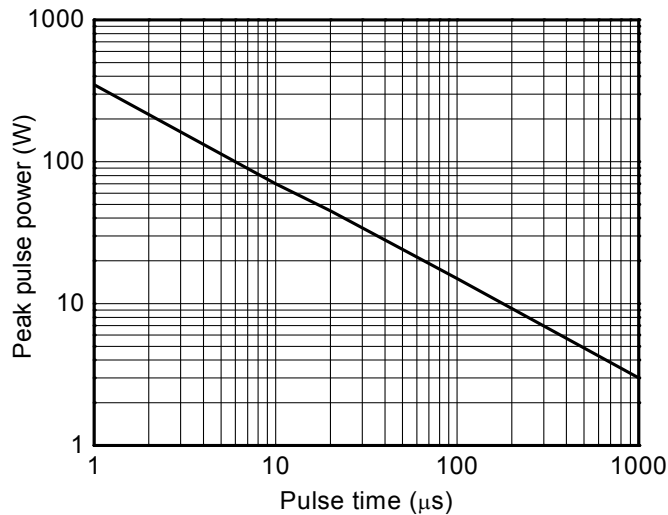
Contact discharge current waveform per IEC61000-4-2



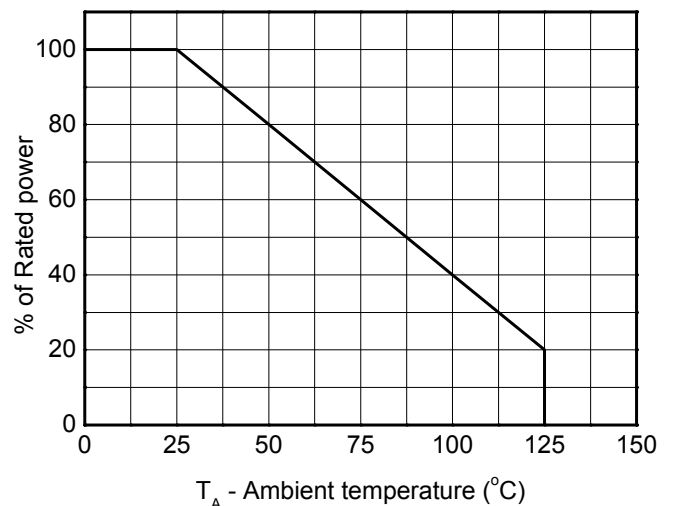
Clamping voltage vs. Peak pulse current



Capacitance vs. Reverses voltage

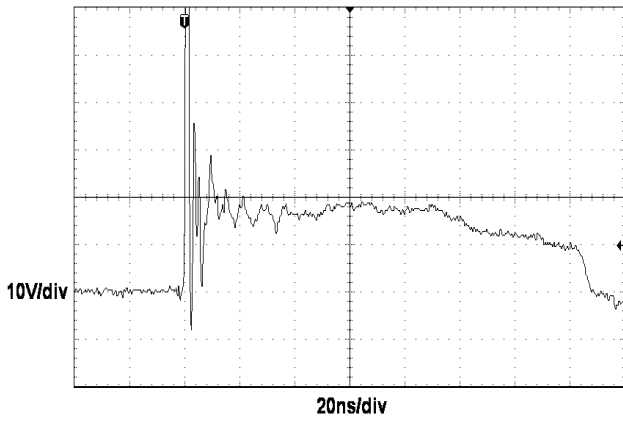


Non-repetitive peak pulse power vs. Pulse time

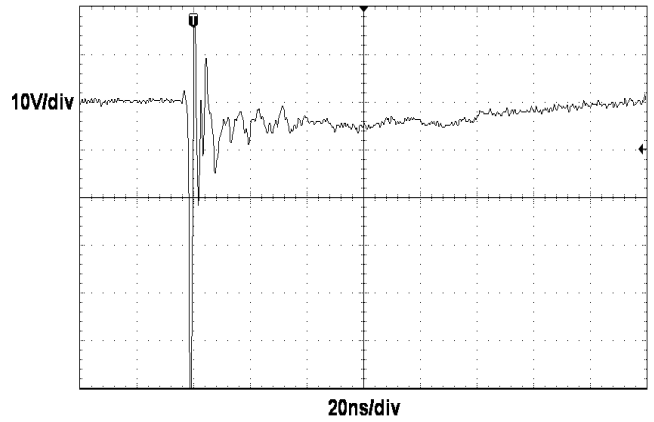


Power derating vs. Ambient temperature

Typical characteristics ($T_A = 25^\circ\text{C}$, unless otherwise noted)

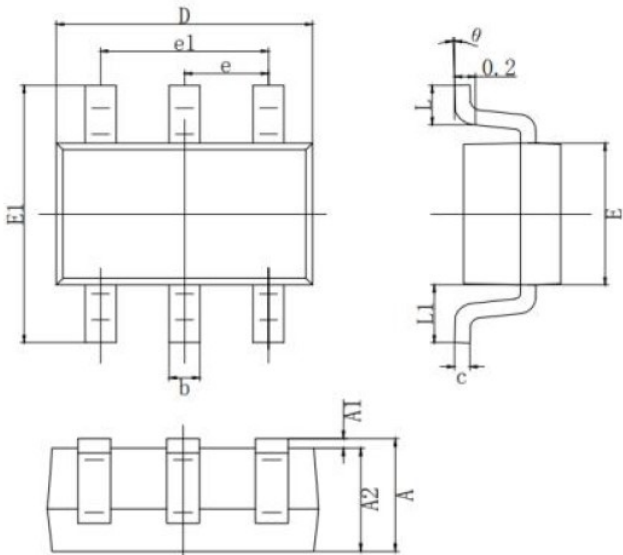


ESD clamping
(+8kV contact discharge per IEC61000-4-2)



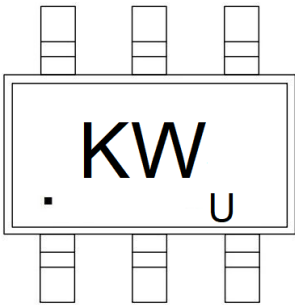
ESD clamping
(-8kV contact discharge per IEC61000-4-2)

SOT-363 PACKAGE OUTLINE DIMENSIONS



SYMBOL	MILLIMETER	
	MIN	MAX
A	0.900	1.100
A1	0.000	0.100
A2	0.900	1.000
b	0.150	0.350
c	0.080	0.150
D	2.000	2.200
E	1.150	1.350
E1	2.150	2.450
e	0.650 TYP.	
e1	1.200	1.400
L	0.525 REF.	
L1	0.260	0.460
theta	0°	8°

Marking



Ordering information

Order code	Package	Base qty	Delivery mode
UMW ESDA6V8UW	SOT-363	3000	Tape and reel

单击下面可查看定价，库存，交付和生命周期等信息

[>>UMW\(友台半导体\)](#)