



New Product

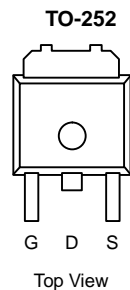
SUD40N04-10A

Vishay Siliconix

N-Channel 40-V (D-S), 175°C MOSFET

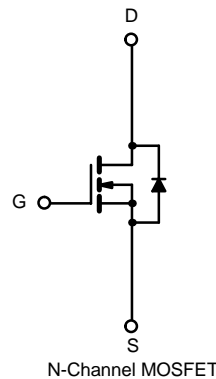
PRODUCT SUMMARY		
$V_{(BR)DSS}$ (V)	$r_{DS(on)}$ (Ω)	I_D (A) ^a
40	0.010 @ $V_{GS} = 10$ V	40
	0.014 @ $V_{GS} = 4.5$ V	40

175°C Rated
Maximum Junction Temperature



Drain Connected to Tab

Order Number:
SUD40N04-10A



ABSOLUTE MAXIMUM RATINGS ($T_A = 25^\circ\text{C}$ UNLESS OTHERWISE NOTED)				
Parameter	Symbol	Limit	Unit	
Drain-Source Voltage	V_{DS}	40	V	
Gate-Source Voltage	V_{GS}	± 20		
Continuous Drain Current ($T_J = 175^\circ\text{C}$)	I_D	$T_C = 25^\circ\text{C}$	40 ^a	A
		$T_C = 100^\circ\text{C}$	40 ^a	
Pulsed Drain Current	I_{DM}	100		
Avalanche Current	I_{AR}	30		
Repetitive Avalanche Energy ^b	E_{AR}	45	mJ	
Power Dissipation	P_D	71 ^c	W	
Operating Junction and Storage Temperature Range	T_J, T_{stg}	-55 to 175	$^\circ\text{C}$	

THERMAL RESISTANCE RATINGS					
Parameter	Symbol	Typical	Maximum	Unit	
Junction-to-Ambient ^d	R_{thJA}	$t \leq 10$ sec.	15	18	$^\circ\text{C/W}$
		Steady State	40	50	
Junction-to-Case	R_{thJC}	1.75	2.1		

Notes:

- a. Package limited.
- b. Duty cycle $\leq 1\%$.
- c. See SOA curve for voltage derating.
- d. Surface mounted on 1" FR4 board.

SPECIFICATIONS (T_J = 25 °C UNLESS OTHERWISE NOTED)

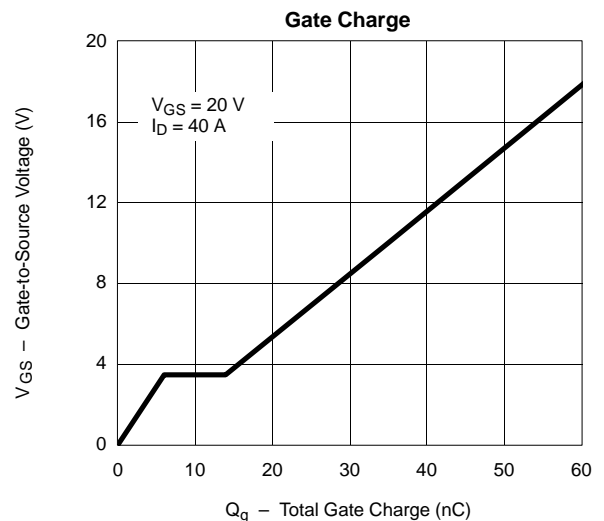
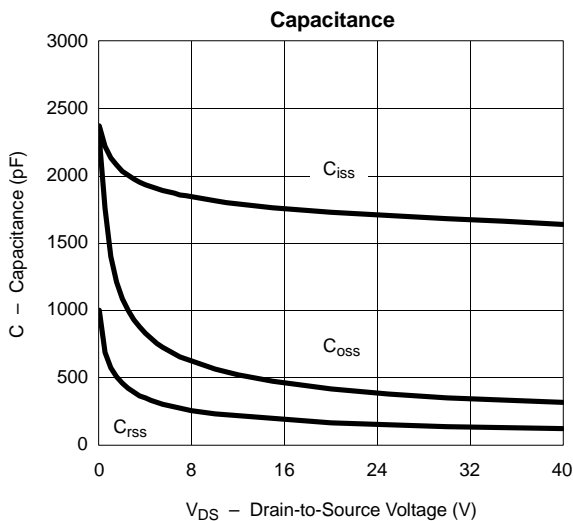
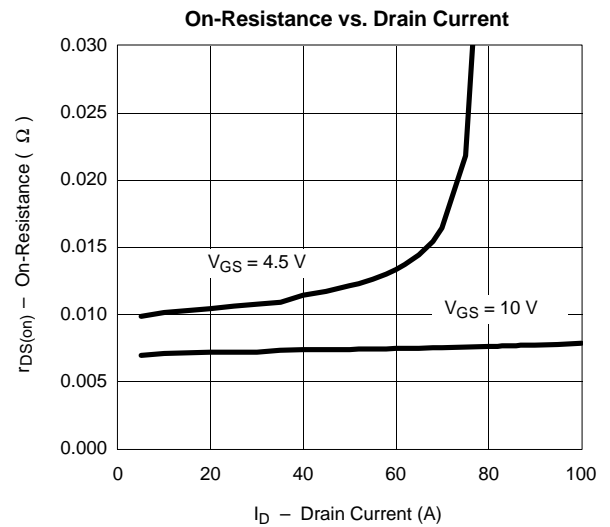
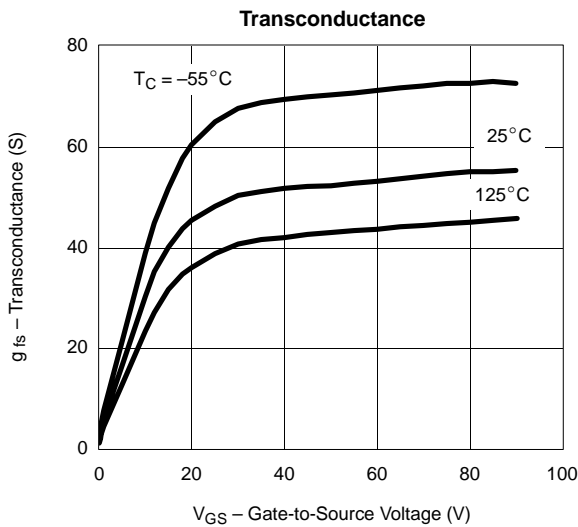
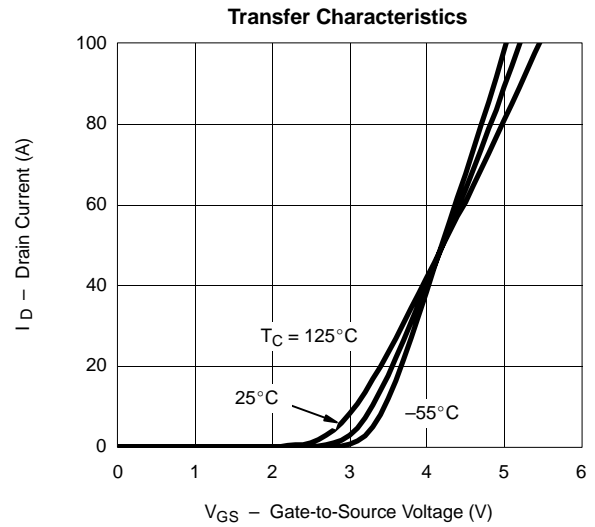
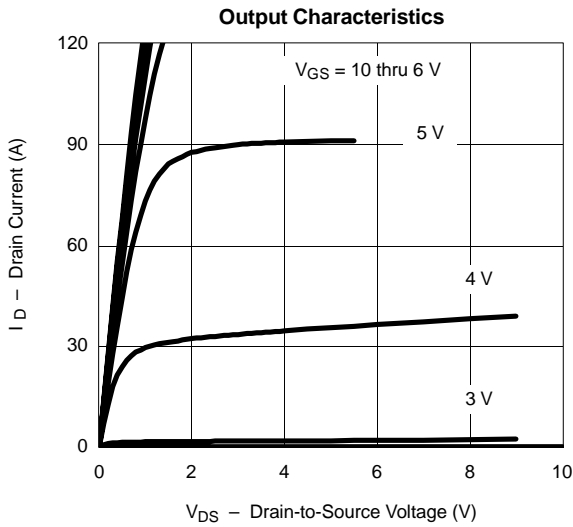
Parameter	Symbol	Test Condition	Min	Typ	Max	Unit
Static						
Drain-Source Breakdown Voltage	V _{(BR)DSS}	V _{GS} = 0 V, I _D = 250 μA	40			V
Gate Threshold Voltage	V _{GS(th)}	V _{DS} = V _{GS} , I _{DS} = 250 μA	1		3	
Gate-Body Leakage	I _{GSS}	V _{DS} = 0 V, V _{GS} = ±20 V			±100	nA
Zero Gate Voltage Drain Current	I _{DSS}	V _{DS} = 32 V, V _{GS} = 0 V			1	μA
		V _{DS} = 32 V, V _{GS} = 0 V, T _J = 125 °C			50	
		V _{DS} = 32 V, V _{GS} = 0 V, T _J = 175 °C			150	
On-State Drain Current ^a	I _{D(on)}	V _{DS} = 5 V, V _{GS} = 10 V	40			A
Drain-Source On-State Resistance ^a	r _{DS(on)}	V _{GS} = 10 V, I _D = 40 A		0.0075	0.010	Ω
		V _{GS} = 10 V, I _D = 40 A, T _J = 125 °C		0.012	0.016	
		V _{GS} = 10 V, I _D = 40 A, T _J = 175 °C		0.015	0.020	
		V _{GS} = 4.5 V, I _D = 10 A		0.011	0.014	
		V _{GS} = 4.5 V, I _D = 10 A, T _J = 125 °C		0.018	0.022	
Forward Transconductance ^a	g _{fs}	V _{DS} = 15 V, I _D = 40 A	20	40		S
Dynamic^b						
Input Capacitance	C _{iss}	V _{GS} = 0 V, V _{DS} = 25 V, f = 1 MHz		1700		pF
Output Capacitance	C _{oss}			370		
Reverse Transfer Capacitance	C _{rss}			145		
Total Gate Charge ^c	Q _g	V _{DS} = 20 V, V _{GS} = 10 V, I _D = 40 A		35		nC
Gate-Source Charge ^c	Q _{gs}			6		
Gate-Drain Charge ^c	Q _{gd}			8		
Turn-On Delay Time ^c	t _{d(on)}	V _{DD} = 20 V, R _L = 0.5 Ω I _D = 40 A, V _{GEN} = 10 V, R _G = 2.5 Ω		14	30	ns
Rise Time ^c	t _r			7.5	15	
Turn-Off Delay Time ^c	t _{d(off)}			30	60	
Fall Time ^c	t _f			14	30	
Source-Drain Diode Ratings and Characteristics (T_C = 25 °C)^b						
Continuous Current	I _S				40	A
Pulsed Current	I _{SM}				100	
Forward Voltage ^a	V _{SD}	I _F = 40 A, V _{GS} = 0 V		1.0	1.50	V
Reverse Recovery Time	t _{rr}	I _F = 40 A, di/dt = 100 A/μs		30	60	ns

Notes:

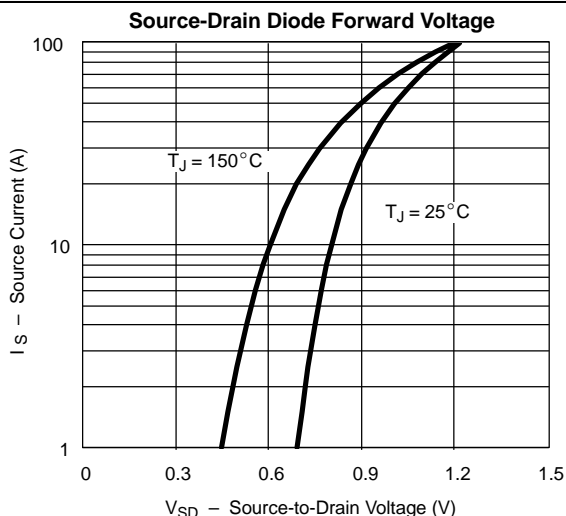
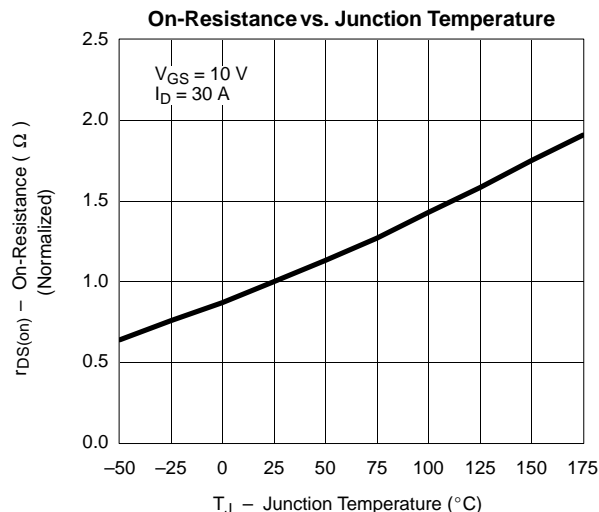
- Pulse test; pulse width ≤ 300 μs, duty cycle ≤ 2%.
- Guaranteed by design, not subject to production testing.
- Independent of operating temperature.



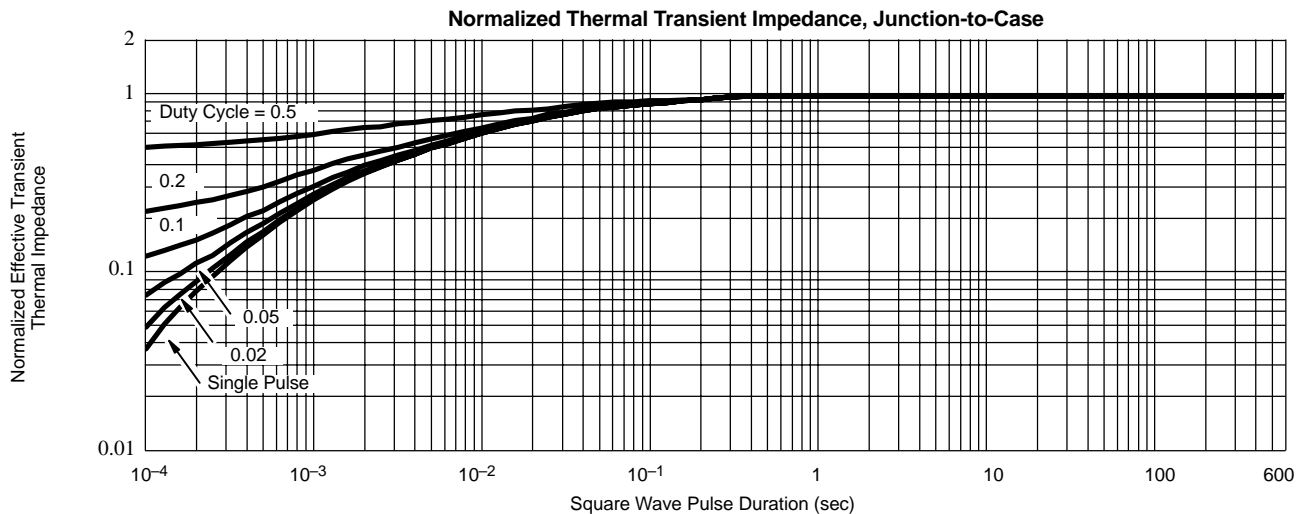
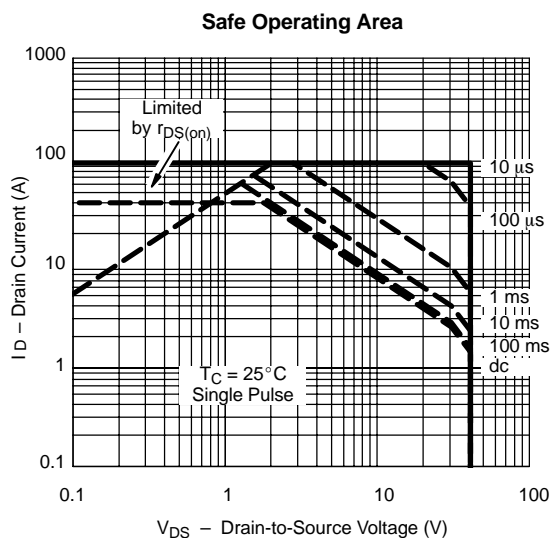
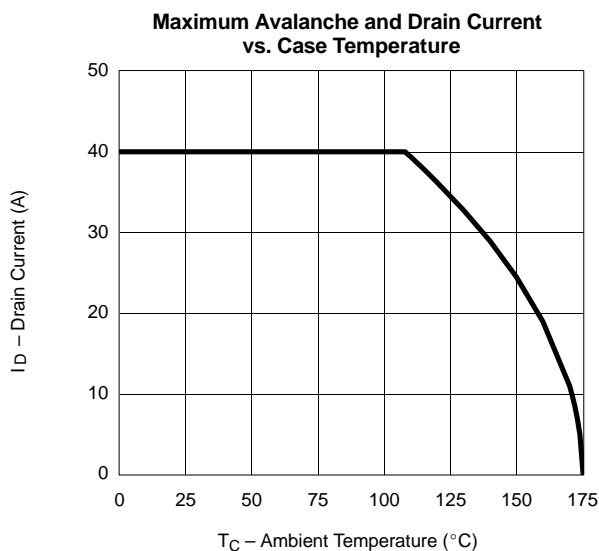
TYPICAL CHARACTERISTICS (25°C UNLESS NOTED)



TYPICAL CHARACTERISTICS (25°C UNLESS NOTED)



THERMAL RATINGS





Disclaimer

All product specifications and data are subject to change without notice.

Vishay Intertechnology, Inc., its affiliates, agents, and employees, and all persons acting on its or their behalf (collectively, "Vishay"), disclaim any and all liability for any errors, inaccuracies or incompleteness contained herein or in any other disclosure relating to any product.

Vishay disclaims any and all liability arising out of the use or application of any product described herein or of any information provided herein to the maximum extent permitted by law. The product specifications do not expand or otherwise modify Vishay's terms and conditions of purchase, including but not limited to the warranty expressed therein, which apply to these products.

No license, express or implied, by estoppel or otherwise, to any intellectual property rights is granted by this document or by any conduct of Vishay.

The products shown herein are not designed for use in medical, life-saving, or life-sustaining applications unless otherwise expressly indicated. Customers using or selling Vishay products not expressly indicated for use in such applications do so entirely at their own risk and agree to fully indemnify Vishay for any damages arising or resulting from such use or sale. Please contact authorized Vishay personnel to obtain written terms and conditions regarding products designed for such applications.

Product names and markings noted herein may be trademarks of their respective owners.

单击下面可查看定价，库存，交付和生命周期等信息

[>>Vishay\(威世\)](#)