

## Ultrafast Avalanche SMD Rectifier


**SMA (DO-214AC)**

 Cathode  Anode

### ADDITIONAL RESOURCES


[3D Models](#)

PRIMARY CHARACTERISTICS	
$I_{F(AV)}$	2.0 A
$V_{RRM}$	50 V, 100 V, 200 V
$I_{FSM}$	35 A
$I_R$	1.0 $\mu$ A
$V_F$ at $I_F$	1.1 V
$t_{rr}$	25 ns
$E_R$	20 mJ
$T_J$ max.	150 °C
Package	SMA (DO-214AC)
Circuit configurations	Single

### FEATURES

- Low profile package
- Ideal for automated placement
- Glass passivated pellet chip junction
- Low reverse current
- Low forward voltage
- Soft recovery characteristic
- Ultra fast reverse recovery time
- Meets MSL level 1, per J-STD-020, LF maximum peak of 260 °C
- AEC-Q101 qualified available
  - Automotive ordering code: base P/NHE3 or P/NHM3
- Material categorization: for definitions of compliance please see [www.vishay.com/doc?99912](http://www.vishay.com/doc?99912)


**RoHS**  
 COMPLIANT  
 HALOGEN  
**FREE**

### TYPICAL APPLICATIONS

For use in high frequency rectification and freewheeling application in switching mode converters and inverters for consumer, computer, automotive, and telecommunication.

### MECHANICAL DATA

**Case:** SMA (DO-214AC)

Molding compound meets UL 94 V-0 flammability rating  
 Base P/N-E3 - RoHS-compliant, commercial grade  
 Base P/N-M3 - halogen-free, RoHS-compliant, and commercial grade

Base P/NHE3\_X - RoHS-compliant and AEC-Q101 qualified  
 Base P/NHM3\_X - halogen-free, RoHS-compliant, and AEC-Q101 qualified  
 (“\_X” denotes revision code e.g. A, B,...)

**Terminals:** matte tin plated leads, solderable per J-STD-002 and JESD 22-B102  
 E3, M3, HE3, and HM3 suffix meet JESD 201 class 2 whisker test

**Polarity:** color band denotes the cathode end

MAXIMUM RATINGS ( $T_A = 25\text{ °C}$ unless otherwise noted)					
PARAMETER	SYMBOL	BYG22A	BYG22B	BYG22D	UNIT
Device marking code		BYG22A	BYG22B	BYG22D	
Maximum repetitive peak reverse voltage	$V_{RRM}$	50	100	200	V
Average forward current	$I_{F(AV)}$	2.0			A
Peak forward surge current 10 ms single half sine-wave superimposed on rated load	$I_{FSM}$	35			A
Pulse energy in avalanche mode, non repetitive (inductive load switch off) $I_{(BR)R} = 1\text{ A}$ , $T_J = 25\text{ °C}$	$E_R$	20			mJ
Operating junction and storage temperature range	$T_J$ , $T_{STG}$	-55 to +150			°C



ELECTRICAL CHARACTERISTICS ( $T_A = 25\text{ }^\circ\text{C}$ unless otherwise noted)						
PARAMETER	TEST CONDITIONS	SYMBOL	BYG22A	BYG22B	BYG22D	UNIT
Maximum instantaneous forward voltage	$I_F = 1.0\text{ A}$	$T_J = 25\text{ }^\circ\text{C}$	$V_F^{(1)}$	1.0		V
	$I_F = 2.0\text{ A}$			1.1		
Maximum reverse current	$V_R = V_{RRM}$	$T_J = 25\text{ }^\circ\text{C}$	$I_R$	1		$\mu\text{A}$
		$T_J = 100\text{ }^\circ\text{C}$		10		
Maximum reverse recovery time	$I_F = 0.5\text{ A}, I_R = 1.0\text{ A}, I_{rr} = 0.25\text{ A}$			25		ns

**Note**(1) Pulse test: 300  $\mu\text{s}$  pulse width, 1 % duty cycle

THERMAL CHARACTERISTICS ( $T_A = 25\text{ }^\circ\text{C}$ unless otherwise noted)						
PARAMETER	SYMBOL	BYG22A	BYG22B	BYG22D	UNIT	
Maximum thermal resistance, junction to lead, $T_L = \text{const.}$	$R_{\theta JL}$		25		$^\circ\text{C/W}$	
Maximum thermal resistance, junction to ambient	$R_{\theta JA}^{(1)}$		150		$^\circ\text{C/W}$	
	$R_{\theta JA}^{(2)}$		125			
	$R_{\theta JA}^{(3)}$		100			

**Notes**

(1) Mounted on epoxy-glass hard tissue

(2) Mounted on epoxy-glass hard tissue, 50 mm<sup>2</sup> 35  $\mu\text{m}$  Cu(3) Mounted on Al-oxide-ceramic ( $\text{Al}_2\text{O}_3$ ), 50 mm<sup>2</sup> 35  $\mu\text{m}$  Cu

ORDERING INFORMATION (Example)				
PREFERRED P/N	UNIT WEIGHT (g)	PREFERRED PACKAGE CODE	BASE QUANTITY	DELIVERY MODE
BYG22D-E3/TR	0.064	TR	1800	7" diameter plastic tape and reel
BYG22D-E3/TR3	0.064	TR3	7500	13" diameter plastic tape and reel
BYG22DHE3_A/H <sup>(1)</sup>	0.064	H	1800	7" diameter plastic tape and reel
BYG22DHE3_A/I <sup>(1)</sup>	0.064	I	7500	13" diameter plastic tape and reel
BYG22D-M3/TR	0.064	TR	1800	7" diameter plastic tape and reel
BYG22D-M3/TR3	0.064	TR3	7500	13" diameter plastic tape and reel
BYG22DHM3_A/H <sup>(1)</sup>	0.064	H	1800	7" diameter plastic tape and reel
BYG22DHM3_A/I <sup>(1)</sup>	0.064	I	7500	13" diameter plastic tape and reel

**Note**

(1) AEC-Q101 qualified



### RATINGS AND CHARACTERISTICS CURVES ( $T_A = 25\text{ }^\circ\text{C}$ unless otherwise noted)

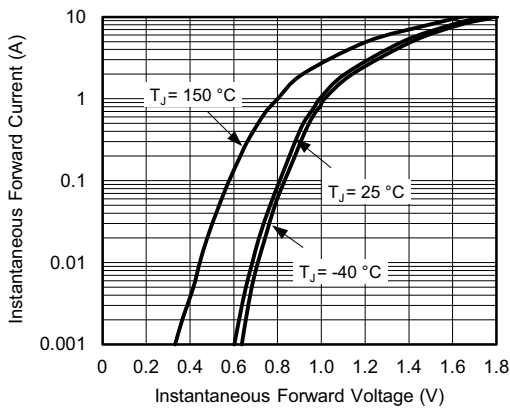


Fig. 1 - Forward Current vs. Forward Voltage

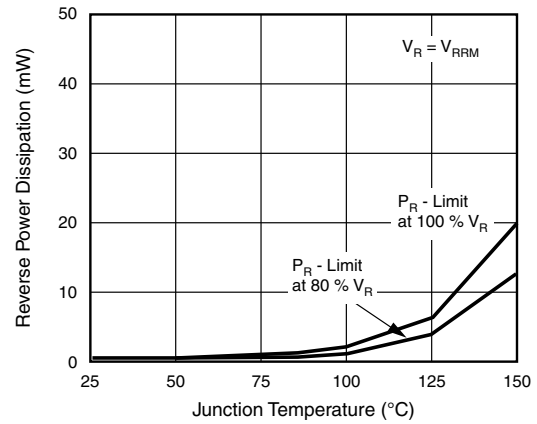


Fig. 4 - Max. Reverse Power Dissipation vs. Junction Temperature

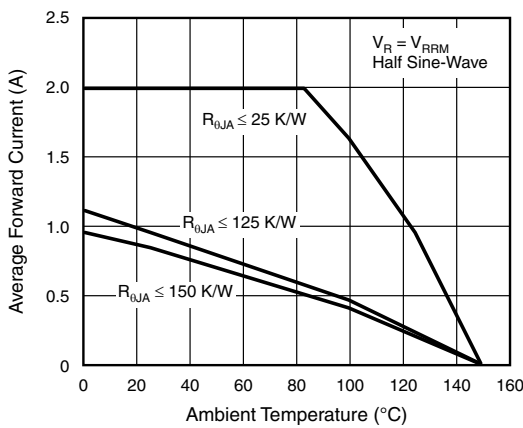


Fig. 2 - Max. Average Forward Current vs. Ambient Temperature

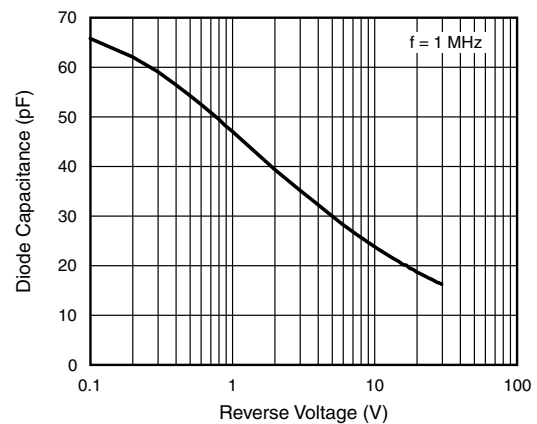


Fig. 5 - Diode Capacitance vs. Reverse Voltage

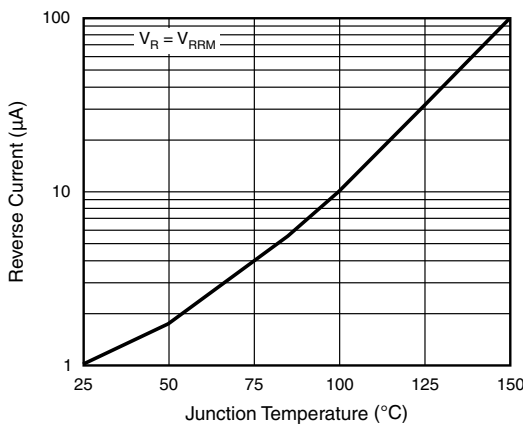


Fig. 3 - Reverse Current vs. Junction Temperature

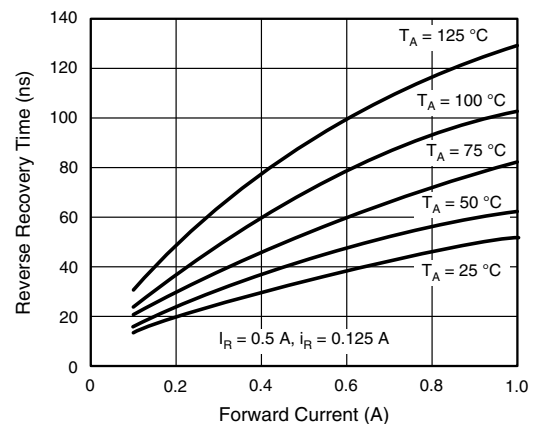


Fig. 6 - Max. Reverse Recovery Time vs. Forward Current

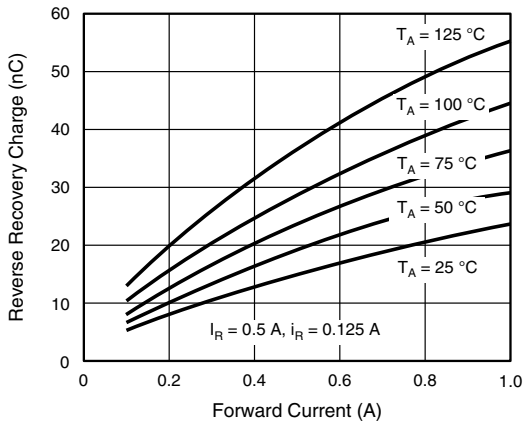


Fig. 7 - Max. Reverse Recovery Charge vs. Forward Current

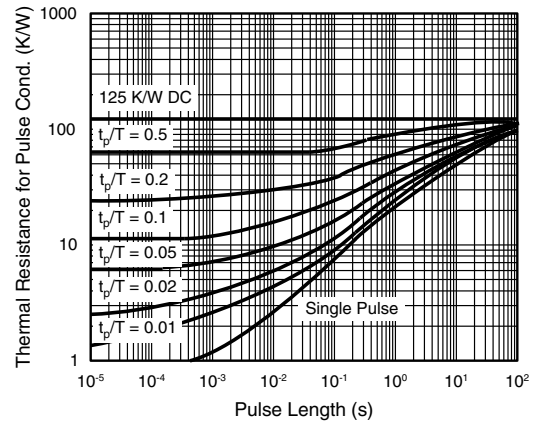
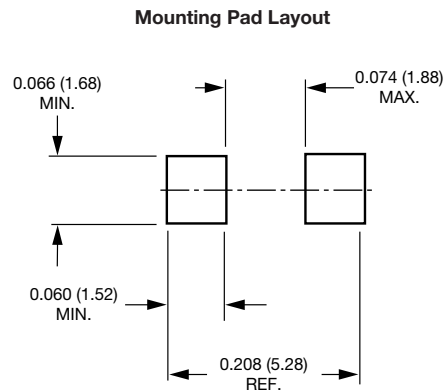
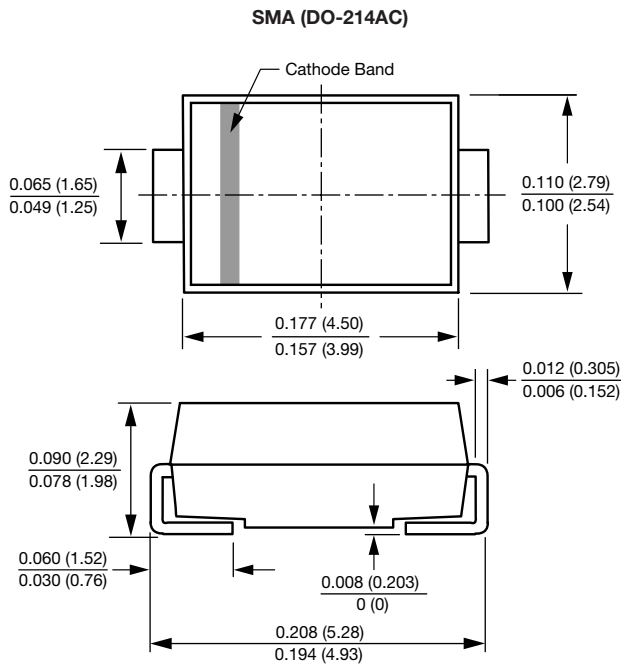


Fig. 8 - Thermal Response

## PACKAGE OUTLINE DIMENSIONS in inches (millimeters)





## Disclaimer

ALL PRODUCT, PRODUCT SPECIFICATIONS AND DATA ARE SUBJECT TO CHANGE WITHOUT NOTICE TO IMPROVE RELIABILITY, FUNCTION OR DESIGN OR OTHERWISE.

Vishay Intertechnology, Inc., its affiliates, agents, and employees, and all persons acting on its or their behalf (collectively, "Vishay"), disclaim any and all liability for any errors, inaccuracies or incompleteness contained in any datasheet or in any other disclosure relating to any product.

Vishay makes no warranty, representation or guarantee regarding the suitability of the products for any particular purpose or the continuing production of any product. To the maximum extent permitted by applicable law, Vishay disclaims (i) any and all liability arising out of the application or use of any product, (ii) any and all liability, including without limitation special, consequential or incidental damages, and (iii) any and all implied warranties, including warranties of fitness for particular purpose, non-infringement and merchantability.

Statements regarding the suitability of products for certain types of applications are based on Vishay's knowledge of typical requirements that are often placed on Vishay products in generic applications. Such statements are not binding statements about the suitability of products for a particular application. It is the customer's responsibility to validate that a particular product with the properties described in the product specification is suitable for use in a particular application. Parameters provided in datasheets and / or specifications may vary in different applications and performance may vary over time. All operating parameters, including typical parameters, must be validated for each customer application by the customer's technical experts. Product specifications do not expand or otherwise modify Vishay's terms and conditions of purchase, including but not limited to the warranty expressed therein.

Hyperlinks included in this datasheet may direct users to third-party websites. These links are provided as a convenience and for informational purposes only. Inclusion of these hyperlinks does not constitute an endorsement or an approval by Vishay of any of the products, services or opinions of the corporation, organization or individual associated with the third-party website. Vishay disclaims any and all liability and bears no responsibility for the accuracy, legality or content of the third-party website or for that of subsequent links.

Except as expressly indicated in writing, Vishay products are not designed for use in medical, life-saving, or life-sustaining applications or for any other application in which the failure of the Vishay product could result in personal injury or death. Customers using or selling Vishay products not expressly indicated for use in such applications do so at their own risk. Please contact authorized Vishay personnel to obtain written terms and conditions regarding products designed for such applications.

No license, express or implied, by estoppel or otherwise, to any intellectual property rights is granted by this document or by any conduct of Vishay. Product names and markings noted herein may be trademarks of their respective owners.

单击下面可查看定价，库存，交付和生命周期等信息

[>>Vishay\(威世\)](#)