




High Frequency, Surface Mount, Laser Spiral, Coated Inductors



FEATURES

- Very small size
- High self-resonant frequency values
- High Q values relative to size at higher frequencies
- Coated coil provides protection and moisture resistance
- Compatible with vapor phase and infrared reflow soldering
- Tape and reel packaging for automatic handling, 4000/reel, EIA-481
- L and Q value not affected by mounting orientation
- Material categorization: for definitions of compliance please see www.vishay.com/doc?99912



RoHS
COMPLIANT
HALOGEN
FREE

STANDARD ELECTRICAL SPECIFICATIONS							
IND. (nH)	TOL.	TEST FREQ. (MHz)		Q MIN.	SRF MIN. (MHz)	DCR MAX. (Ω)	RATED DC CURRENT (mA) ⁽¹⁾
		L	Q				
1.0	0.3 nH, 0.2 nH	100	1000	30	6000	0.06	500
1.2	0.3 nH, 0.2 nH	100	1000	30	6000	0.06	500
1.5	0.3 nH, 0.2 nH	100	1000	30	6000	0.07	500
1.8	0.3 nH, 0.2 nH	100	1000	30	6000	0.08	500
2.2	0.3 nH, 0.2 nH	100	1000	30	6000	0.09	500
2.7	0.3 nH, 0.2 nH	100	1000	30	6000	0.10	500
3.3	0.3 nH, 0.2 nH	100	1000	30	5500	0.12	500
3.9	5 %	100	1000	30	5500	0.15	450
4.7	5 %	100	1000	30	4800	0.17	450
5.6	5 %	100	1000	30	4600	0.19	430
6.8	5 %	100	1000	30	3550	0.20	430
8.2	5 %	100	1000	30	3500	0.28	400
10	5 %, 2 %	100	500	30	2800	0.32	400
12	5 %, 2 %	100	500	30	2800	0.35	400
15	5 %, 2 %	100	500	30	2500	0.41	350
18	5 %, 2 %	100	500	30	2300	0.45	350
22	5 %, 2 %	100	500	30	2000	0.50	300
27	5 %, 2 %	100	500	30	2000	0.55	300
33	5 %, 2 %	100	500	30	1800	0.60	300
39	5 %, 2 %	100	500	30	1800	0.80	300
47	5 %, 2 %	100	500	30	1800	0.95	250
56	5 %, 2 %	100	500	30	1800	1.20	250
68	5 %, 2 %	100	500	30	1500	1.30	250
82	5 %, 2 %	100	500	30	1500	1.50	250
100	5 %, 2 %	100	500	26	1300	1.80	200
120	5 %, 2 %	100	500	26	1200	3.00	130
150	5 %, 2 %	100	500	26	1100	4.50	100
180	5 %, 2 %	100	500	20	1000	6.50	80
220	5 %, 2 %	100	500	20	900	7.50	70

Note

⁽¹⁾ Value obtained when current flows and temperature has risen 15 °C

ELECTRICAL SPECIFICATIONS

Inductance Range: 1.0 nH to 220 nH

Inductance and Tolerance: ± 0.3 nH for 1.0 nH to 3.3 nH, ± 5 % for 3.9 nH to 220 nH

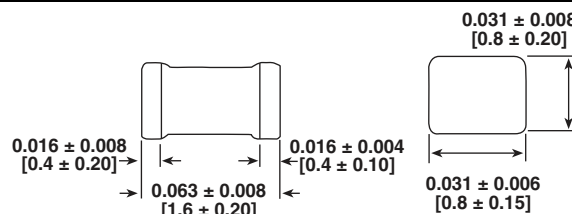
Operating Temperature: -40 °C to +100 °C

Core Material: Ceramic

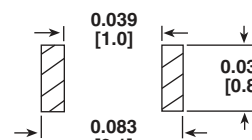
TEST EQUIPMENT

- Inductance and Q measured on HP4291B
- SRF measured on HP8753E
- DCR measured on HP4338B

DIMENSIONS in inches [millimeters]



Recommended Pad Layout



DESCRIPTION				
MODEL	INDUCTANCE VALUE	INDUCTANCE TOLERANCE	PACKAGE CODE	JEDEC® LEAD (Pb)-FREE STANDARD
IMC-0603	10 nH	± 5 %	ER	e3

GLOBAL PART NUMBER				
PRODUCT FAMILY	SIZE	PACKAGE CODE	INDUCTANCE VALUE	TOL.
I M C	0 6 0 3	E R	1 0 N	J



Disclaimer

ALL PRODUCT, PRODUCT SPECIFICATIONS AND DATA ARE SUBJECT TO CHANGE WITHOUT NOTICE TO IMPROVE RELIABILITY, FUNCTION OR DESIGN OR OTHERWISE.

Vishay Intertechnology, Inc., its affiliates, agents, and employees, and all persons acting on its or their behalf (collectively, "Vishay"), disclaim any and all liability for any errors, inaccuracies or incompleteness contained in any datasheet or in any other disclosure relating to any product.

Vishay makes no warranty, representation or guarantee regarding the suitability of the products for any particular purpose or the continuing production of any product. To the maximum extent permitted by applicable law, Vishay disclaims (i) any and all liability arising out of the application or use of any product, (ii) any and all liability, including without limitation special, consequential or incidental damages, and (iii) any and all implied warranties, including warranties of fitness for particular purpose, non-infringement and merchantability.

Statements regarding the suitability of products for certain types of applications are based on Vishay's knowledge of typical requirements that are often placed on Vishay products in generic applications. Such statements are not binding statements about the suitability of products for a particular application. It is the customer's responsibility to validate that a particular product with the properties described in the product specification is suitable for use in a particular application. Parameters provided in datasheets and/or specifications may vary in different applications and performance may vary over time. All operating parameters, including typical parameters, must be validated for each customer application by the customer's technical experts. Product specifications do not expand or otherwise modify Vishay's terms and conditions of purchase, including but not limited to the warranty expressed therein.

Except as expressly indicated in writing, Vishay products are not designed for use in medical, life-saving, or life-sustaining applications or for any other application in which the failure of the Vishay product could result in personal injury or death. Customers using or selling Vishay products not expressly indicated for use in such applications do so at their own risk. Please contact authorized Vishay personnel to obtain written terms and conditions regarding products designed for such applications.

No license, express or implied, by estoppel or otherwise, to any intellectual property rights is granted by this document or by any conduct of Vishay. Product names and markings noted herein may be trademarks of their respective owners.

Material Category Policy

Vishay Intertechnology, Inc. hereby certifies that all its products that are identified as RoHS-Compliant fulfill the definitions and restrictions defined under Directive 2011/65/EU of The European Parliament and of the Council of June 8, 2011 on the restriction of the use of certain hazardous substances in electrical and electronic equipment (EEE) - recast, unless otherwise specified as non-compliant.

Please note that some Vishay documentation may still make reference to RoHS Directive 2002/95/EC. We confirm that all the products identified as being compliant to Directive 2002/95/EC conform to Directive 2011/65/EU.

Vishay Intertechnology, Inc. hereby certifies that all its products that are identified as Halogen-Free follow Halogen-Free requirements as per JEDEC JS709A standards. Please note that some Vishay documentation may still make reference to the IEC 61249-2-21 definition. We confirm that all the products identified as being compliant to IEC 61249-2-21 conform to JEDEC JS709A standards.

单击下面可查看定价，库存，交付和生命周期等信息

[>>Vishay\(威世\)](#)