



Small Signal Schottky Diodes



FEATURES

- Integrated protection ring against static discharge
- Low capacitance
- Low leakage current
- Low forward voltage drop
- AEC-Q101 qualified
- Material categorization: for definitions of compliance please see www.vishay.com/doc?99912



RoHS
COMPLIANT
HALOGEN
FREE

DESIGN SUPPORT TOOLS click logo to get started



MECHANICAL DATA

Case: DO-35 (DO-204AH)

Weight: approx. 125 mg

Cathode band color: black

Packaging codes/options:

TR/10K per 13" reel (52 mm tape), 50K/box

TAP/10K per ammpack (52 mm tape), 50K/box

APPLICATIONS

- HF-detector
- Protection circuit
- Diode for low currents with a low supply voltage
- Small battery charger
- Power supplies
- DC/DC converter for notebooks

| PARTS TABLE | | | | | |
|-------------|--|-------------------------|-----------------------|--------------|------------------------|
| PART | TYPE DIFFERENTIATION | ORDERING CODE | CIRCUIT CONFIGURATION | TYPE MARKING | REMARKS |
| SD101A | $V_R = 60\text{ V}$, V_F max. 410 mV at $I_F = 1\text{ mA}$ | SD101A-TR or SD101A-TAP | Single | SD101A | Tape and reel/ ammpack |
| SD101B | $V_R = 50\text{ V}$, V_F max. 400 mV at $I_F = 1\text{ mA}$ | SD101B-TR or SD101B-TAP | Single | SD101B | Tape and reel/ ammpack |
| SD101C | $V_R = 40\text{ V}$, V_F max. 390 mV at $I_F = 1\text{ mA}$ | SD101C-TR or SD101C-TAP | Single | SD101C | Tape and reel/ ammpack |

| ABSOLUTE MAXIMUM RATINGS ($T_{amb} = 25\text{ }^\circ\text{C}$, unless otherwise specified) | | | | | |
|---|-------------------------------|--------|-----------|-------|------|
| PARAMETER | TEST CONDITION | PART | SYMBOL | VALUE | UNIT |
| Reverse voltage | | SD101A | V_R | 60 | V |
| | | SD101B | V_R | 50 | V |
| | | SD101C | V_R | 40 | V |
| Forward continuous current | | | I_F | 30 | mA |
| Peak forward surge current | $t_p = 10\text{ }\mu\text{s}$ | | I_{FSM} | 2 | A |
| Repetitive peak forward current | | | I_{FRM} | 150 | mA |
| Power dissipation ⁽¹⁾ | | | P_{tot} | 310 | mW |

Note

⁽¹⁾ Valid provided that electrodes are kept at ambient temperature

| THERMAL CHARACTERISTICS ($T_{amb} = 25\text{ }^\circ\text{C}$, unless otherwise specified) | | | | |
|--|----------------|------------|-------------|------------------|
| PARAMETER | TEST CONDITION | SYMBOL | VALUE | UNIT |
| Junction temperature | | T_j | 125 | $^\circ\text{C}$ |
| Storage temperature range | | T_{stg} | -65 to +150 | $^\circ\text{C}$ |
| Thermal resistance junction to ambient air ⁽¹⁾ | | R_{thJA} | 320 | K/W |

Note

⁽¹⁾ Valid provided that electrodes are kept at ambient temperature



| ELECTRICAL CHARACTERISTICS (T _{amb} = 25 °C, unless otherwise specified) | | | | | | | |
|---|---------------------------------|--------|-------------------|------|------|------|------|
| PARAMETER | TEST CONDITION | PART | SYMBOL | MIN. | TYP. | MAX. | UNIT |
| Reverse breakdown voltage | I _R = 10 μA | SD101A | V _(BR) | 60 | | | V |
| | | SD101B | V _(BR) | 50 | | | V |
| | | SD101C | V _(BR) | 40 | | | V |
| Leakage current | V _R = 50 V | SD101A | I _R | | | 200 | nA |
| | V _R = 40 V | SD101B | I _R | | | 200 | nA |
| | V _R = 30 V | SD101C | I _R | | | 200 | nA |
| Forward voltage drop | I _F = 1 mA | SD101A | V _F | | | 410 | mV |
| | | SD101B | V _F | | | 400 | mV |
| | | SD101C | V _F | | | 390 | mV |
| | I _F = 15 mA | SD101A | V _F | | | 1000 | mV |
| | | SD101B | V _F | | | 950 | mV |
| | | SD101C | V _F | | | 900 | mV |
| Diode capacitance | V _R = 0 V, f = 1 MHz | SD101A | C _D | | | 2.0 | pF |
| | | SD101B | C _D | | | 2.1 | pF |
| | | SD101C | C _D | | | 2.2 | pF |

TYPICAL CHARACTERISTICS (T_{amb} = 25 °C, unless otherwise specified)

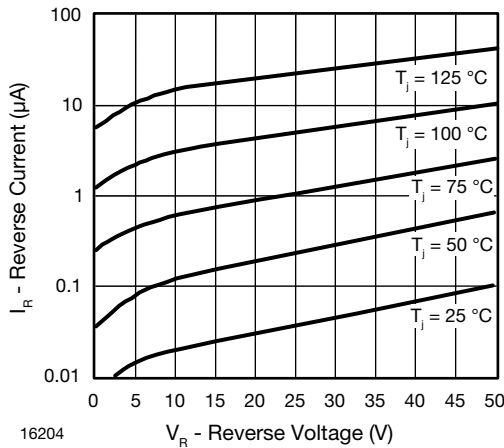


Fig. 1 - Reverse Current vs. Reverse Voltage

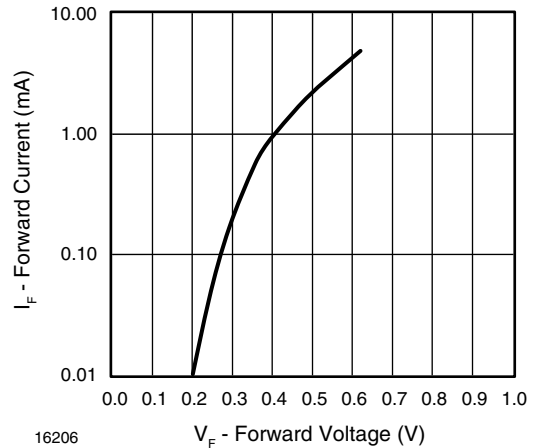


Fig. 3 - Forward Current vs. Forward Voltage

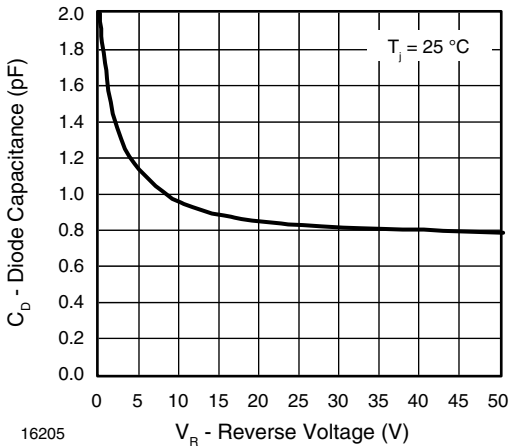
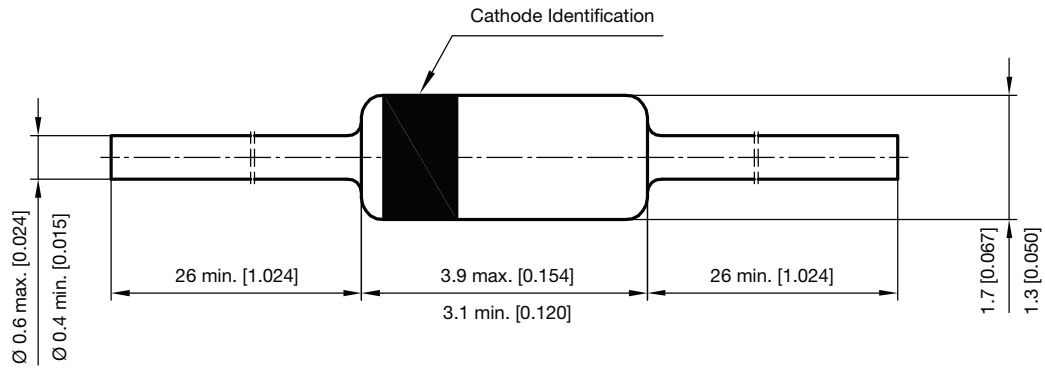


Fig. 2 - Diode Capacitance vs. Reverse Voltage



PACKAGE DIMENSIONS in millimeters (inches): DO-35 (DO-204AH)



Rev. 6 - Date: 19. December 2011
Document no.: SB-V-3906.04-031(4)
94 9366



Disclaimer

ALL PRODUCT, PRODUCT SPECIFICATIONS AND DATA ARE SUBJECT TO CHANGE WITHOUT NOTICE TO IMPROVE RELIABILITY, FUNCTION OR DESIGN OR OTHERWISE.

Vishay Intertechnology, Inc., its affiliates, agents, and employees, and all persons acting on its or their behalf (collectively, "Vishay"), disclaim any and all liability for any errors, inaccuracies or incompleteness contained in any datasheet or in any other disclosure relating to any product.

Vishay makes no warranty, representation or guarantee regarding the suitability of the products for any particular purpose or the continuing production of any product. To the maximum extent permitted by applicable law, Vishay disclaims (i) any and all liability arising out of the application or use of any product, (ii) any and all liability, including without limitation special, consequential or incidental damages, and (iii) any and all implied warranties, including warranties of fitness for particular purpose, non-infringement and merchantability.

Statements regarding the suitability of products for certain types of applications are based on Vishay's knowledge of typical requirements that are often placed on Vishay products in generic applications. Such statements are not binding statements about the suitability of products for a particular application. It is the customer's responsibility to validate that a particular product with the properties described in the product specification is suitable for use in a particular application. Parameters provided in datasheets and / or specifications may vary in different applications and performance may vary over time. All operating parameters, including typical parameters, must be validated for each customer application by the customer's technical experts. Product specifications do not expand or otherwise modify Vishay's terms and conditions of purchase, including but not limited to the warranty expressed therein.

Except as expressly indicated in writing, Vishay products are not designed for use in medical, life-saving, or life-sustaining applications or for any other application in which the failure of the Vishay product could result in personal injury or death. Customers using or selling Vishay products not expressly indicated for use in such applications do so at their own risk. Please contact authorized Vishay personnel to obtain written terms and conditions regarding products designed for such applications.

No license, express or implied, by estoppel or otherwise, to any intellectual property rights is granted by this document or by any conduct of Vishay. Product names and markings noted herein may be trademarks of their respective owners.

单击下面可查看定价，库存，交付和生命周期等信息

[>>Vishay\(威世\)](#)