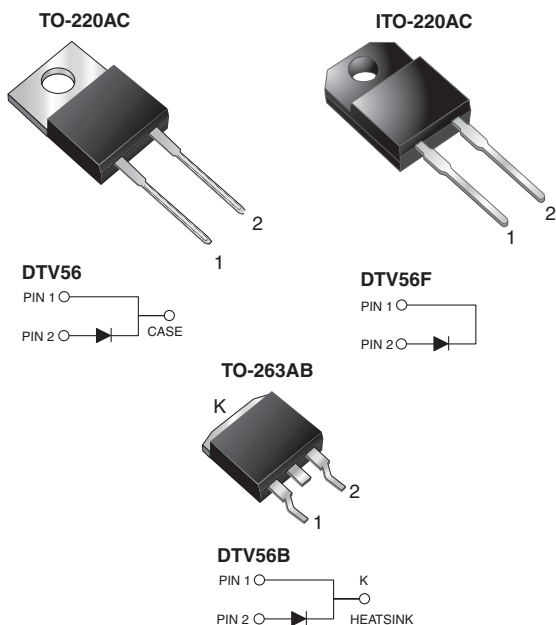




High Voltage Damper Diodes



FEATURES

- Glass passivated chip junction
- High breakdown voltage capability
- Very fast reverse recovery time
- Fast forward recovery time
- High efficiency, low switching losses
- Meets MSL level 1, per J-STD-020, LF maximum peak of 245 °C (for TO-263AB package)
- Solder dip 260 °C, 40 s (for TO-220AC and ITO-220AC package)
- Compliant to RoHS Directive 2002/95/EC and in accordance to WEEE 2002/96/EC



RoHS
COMPLIANT

TYPICAL APPLICATIONS

For use in high resolution display TV and monitor horizontal deflection application.

MECHANICAL DATA

Case: TO-220AC, ITO-220AC, TO-263AB

Epoxy meets UL 94 V-0 flammability rating

Terminals: Matte tin plated leads, solderable per J-STD-002 and JESD 22-B102

E3 suffix for consumer grade, meets JESD 201 class 1A whisker test

Polarity: As marked

Mounting Torque: 10 in-lbs maximum

PRIMARY CHARACTERISTICS

$I_{F(AV)}$	10 A
V_{RRM}	1500 V
t_{rr}	135 ns
t_{fr}	350 ns
V_F	1.5 V

MAXIMUM RATINGS ($T_C = 25\text{ °C}$ unless otherwise noted)

PARAMETER	SYMBOL	VALUE	UNIT
Maximum repetitive peak reverse voltage	V_{RRM}	1500	V
Maximum RMS voltage	V_{RMS}	1050	V
Maximum DC blocking voltage	V_{DC}	1500	V
Maximum average forward rectified current (fig. 1)	$I_{F(AV)}$	10	A
Peak forward surge current 8.3 ms single half sine-wave superimposed on rated load at $T_C = 100\text{ °C}$	I_{FSM}	130	A
Operating junction and storage temperature range	T_J, T_{STG}	- 55 to + 150	°C
Isolation voltage (ITO-220AC only) from terminal to heatsink $t = 1\text{ min}$	V_{AC}	1500	V

DTV56, DTV56F, DTV56B



Vishay General Semiconductor

ELECTRICAL CHARACTERISTICS (T _C = 25 °C unless otherwise noted)					
PARAMETER	TEST CONDITIONS		SYMBOL	VALUE	UNIT
Maximum instantaneous forward voltage ⁽¹⁾	I _F = 6 A	T _J = 25 °C	V _F	1.8	V
	I _F = 6 A	T _J = 125 °C		1.5	
Maximum DC reverse current at V _{RRM}			I _R	100	μA
				T _J = 125 °C	
Maximum reverse recovery time	I _F = 1.0 A, dI/dt = 50 A/μs, V _R = 30 V, I _{rr} = 0.1 I _{RM}		t _{rr}	135	ns
Typical forward recovery time	I _F = 6 A, dI/dt = 48 A/μs, V _{FR} = 3 V		t _{fr}	350	ns
Peak forward recovery overshoot voltage	I _F = 6 A, dI/dt = 48 A/μs	typical	V _{FP}	10	V
				maximum	

Note:

(1) Pulse test: 300 μs pulse width, 2 % duty cycle

THERMAL CHARACTERISTICS (T _C = 25 °C unless otherwise noted)					
PARAMETER	SYMBOL	DTV56	DTV56B	DTV56F	UNIT
Typical thermal resistance from junction to case	R _{θJC}	2.0		4.0	°C/W

ORDERING INFORMATION (Example)					
PACKAGE	PREFERRED P/N	UNIT WEIGHT (g)	PACKAGE CODE	BASE QUANTITY	DELIVERY MODE
TO-220AC	DTV56-E3/45	1.80	45	50/tube	Tube
ITO-220AC	DTV56F-E3/45	1.95	45	50/tube	Tube
TO-263AB	DTV56B-E3/45	1.77	45	50/tube	Tube
TO-263AB	DTV56B-E3/81	1.77	81	800/reel	Tape and reel

RATINGS AND CHARACTERISTICS CURVES

(T_A = 25 °C unless otherwise noted)

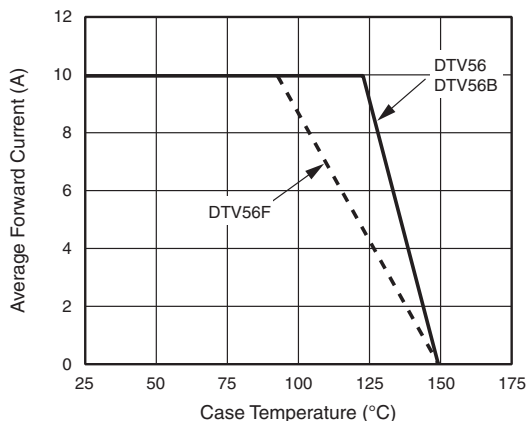


Figure 1. Forward Current Derating Curve

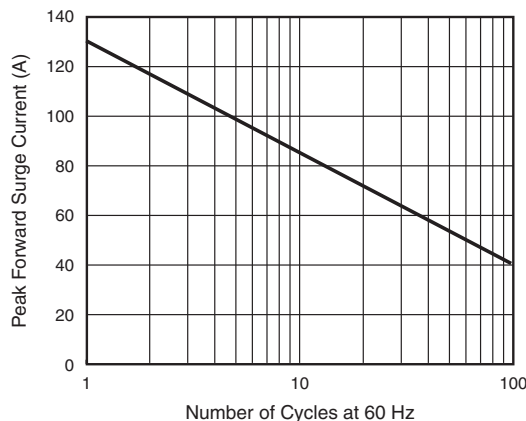


Figure 2. Maximum Non-Repetitive Peak Forward Surge Current

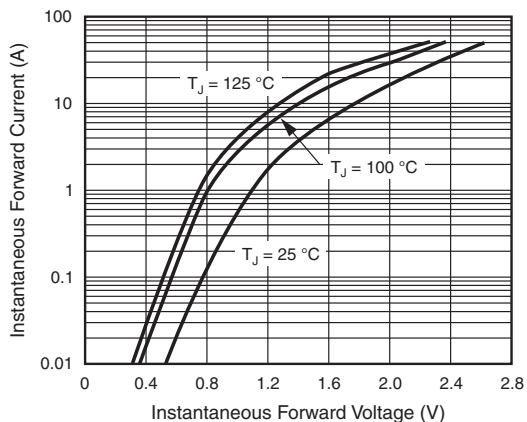


Figure 3. Typical Forward Voltage

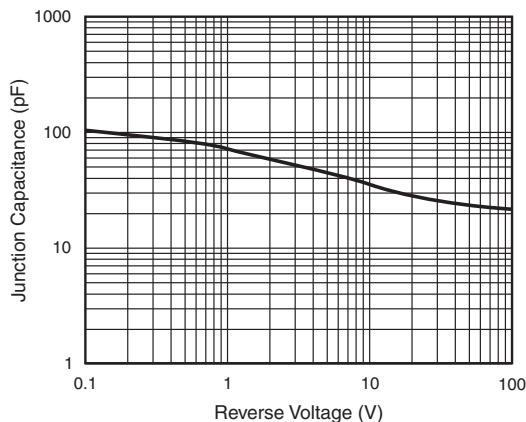


Figure 5. Typical Capacitance

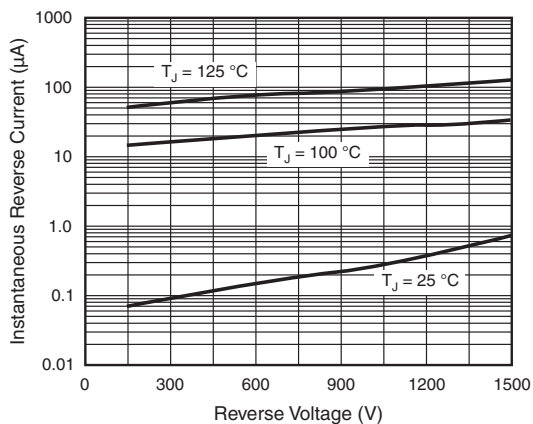


Figure 4. Typical Reverse Current

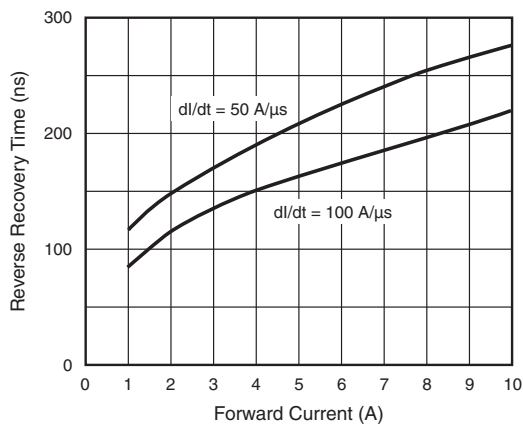


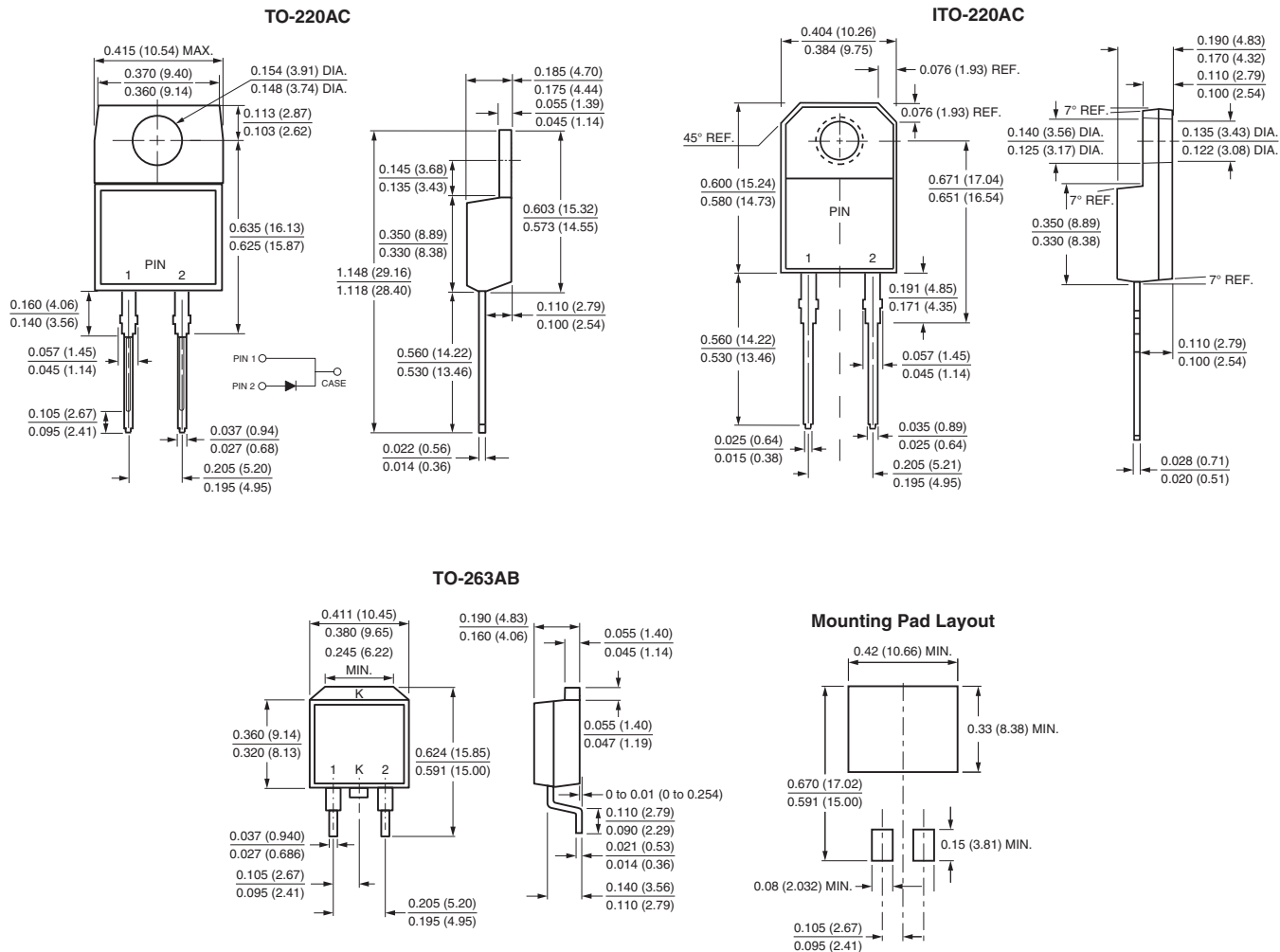
Figure 6. Typical Reverse Recovery Time

DTV56, DTV56F, DTV56B

Vishay General Semiconductor



PACKAGE OUTLINE DIMENSIONS in inches (millimeters)





Disclaimer

All product specifications and data are subject to change without notice.

Vishay Intertechnology, Inc., its affiliates, agents, and employees, and all persons acting on its or their behalf (collectively, "Vishay"), disclaim any and all liability for any errors, inaccuracies or incompleteness contained herein or in any other disclosure relating to any product.

Vishay disclaims any and all liability arising out of the use or application of any product described herein or of any information provided herein to the maximum extent permitted by law. The product specifications do not expand or otherwise modify Vishay's terms and conditions of purchase, including but not limited to the warranty expressed therein, which apply to these products.

No license, express or implied, by estoppel or otherwise, to any intellectual property rights is granted by this document or by any conduct of Vishay.

The products shown herein are not designed for use in medical, life-saving, or life-sustaining applications unless otherwise expressly indicated. Customers using or selling Vishay products not expressly indicated for use in such applications do so entirely at their own risk and agree to fully indemnify Vishay for any damages arising or resulting from such use or sale. Please contact authorized Vishay personnel to obtain written terms and conditions regarding products designed for such applications.

Product names and markings noted herein may be trademarks of their respective owners.

单击下面可查看定价，库存，交付和生命周期等信息

[>>Vishay\(威世\)](#)