

RF PRODUCT INFORMATION

ISM SMD Antenna

- RFANT1005040A1T Series for ISM Application at 2.4 GHz .

FEATURES

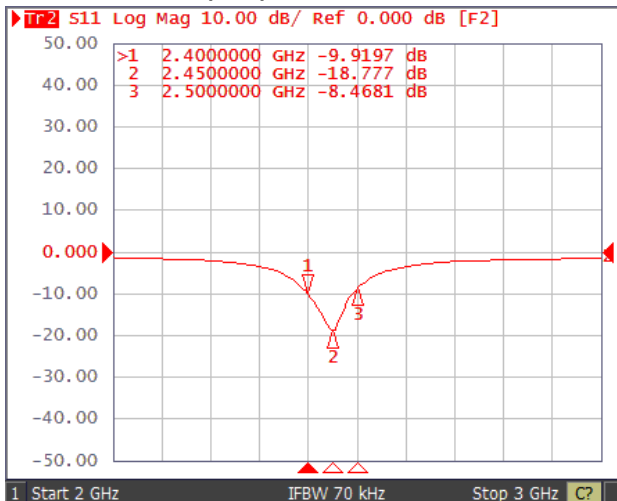
- Surface Mounted Devices with a small dimension of 1.0 X 0.5 X 0.37 mm³ meet future miniaturization trend.
- LTCC process.
- High Stability in Temperature / Humidity Change

ELECTRICAL CHARACTERISTICS

Item	Specification
Working Frequency Range	2400 ~ 2500 MHz
Return Loss	-7 dB (Typical)
Peak Gain	1 dBi (Typical)
VSWR	2.6 (max.)
Polarization	Linear Vertical
Radiation Pattern	Omni-Directional
Impedance	50Ω
Operating Temperature	-40 ~ +85 °C

*Note : Central Frequency should be defined after customer's application approval.

RETURN LOSS (S11)



APPLICATIONS

- Small mobile and handheld devices with embedded ISM systems
- ISM 2450MHz in smart phone, PDA and other handheld devices

CONSTRUCTION

Figure	PIN	Specification
	1	Feeding
	2	GND_1
	3	GND_2
	4	Feeding

DIMENSION

Figure	Symbol	Dimension (mm)
	L	1.0± 0.1
	W	0.5 ± 0.07
	T	0.37 (MAX.)
	A	0.16 ± 0.05
	B	0.3 ± 0.05
	C	0.2 ± 0.05

Tolerance:±0.1mm

unit: mm

INFORMATION

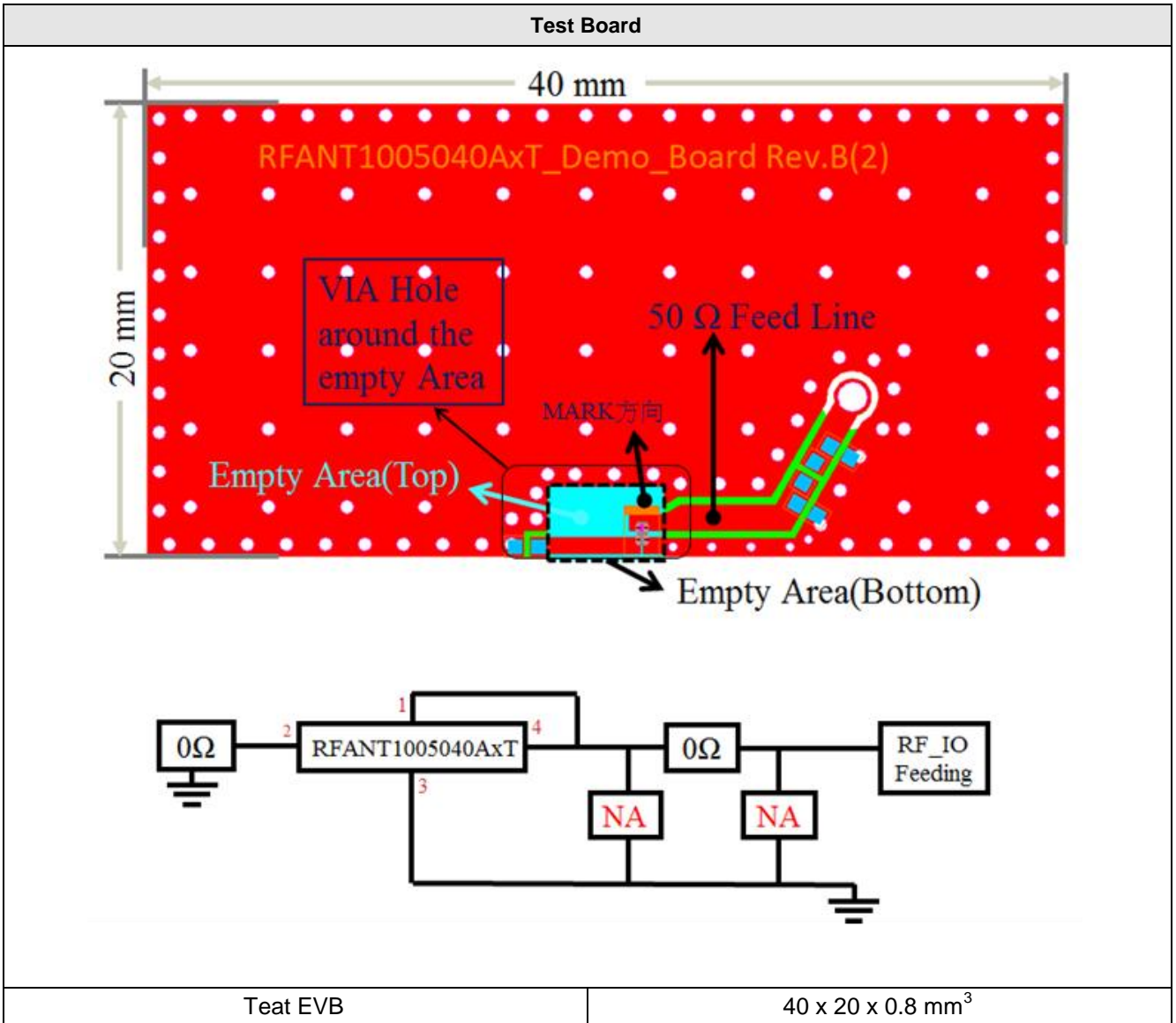
For more information, please contact with [Walsin Technology Corporation](http://www.walsin.com).

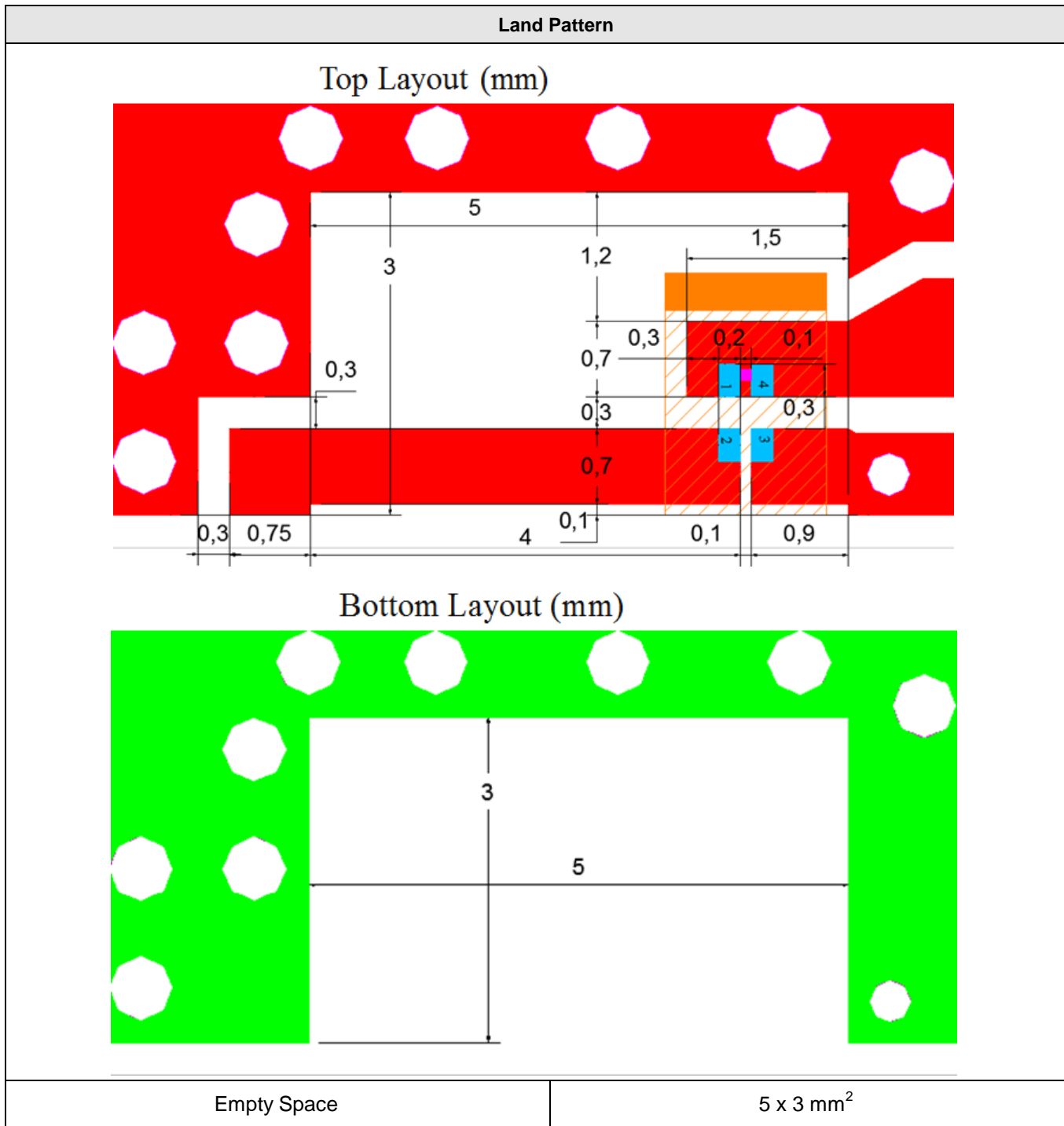
Tel : 886-3-475-8711

Fax : 886-3-475-5197

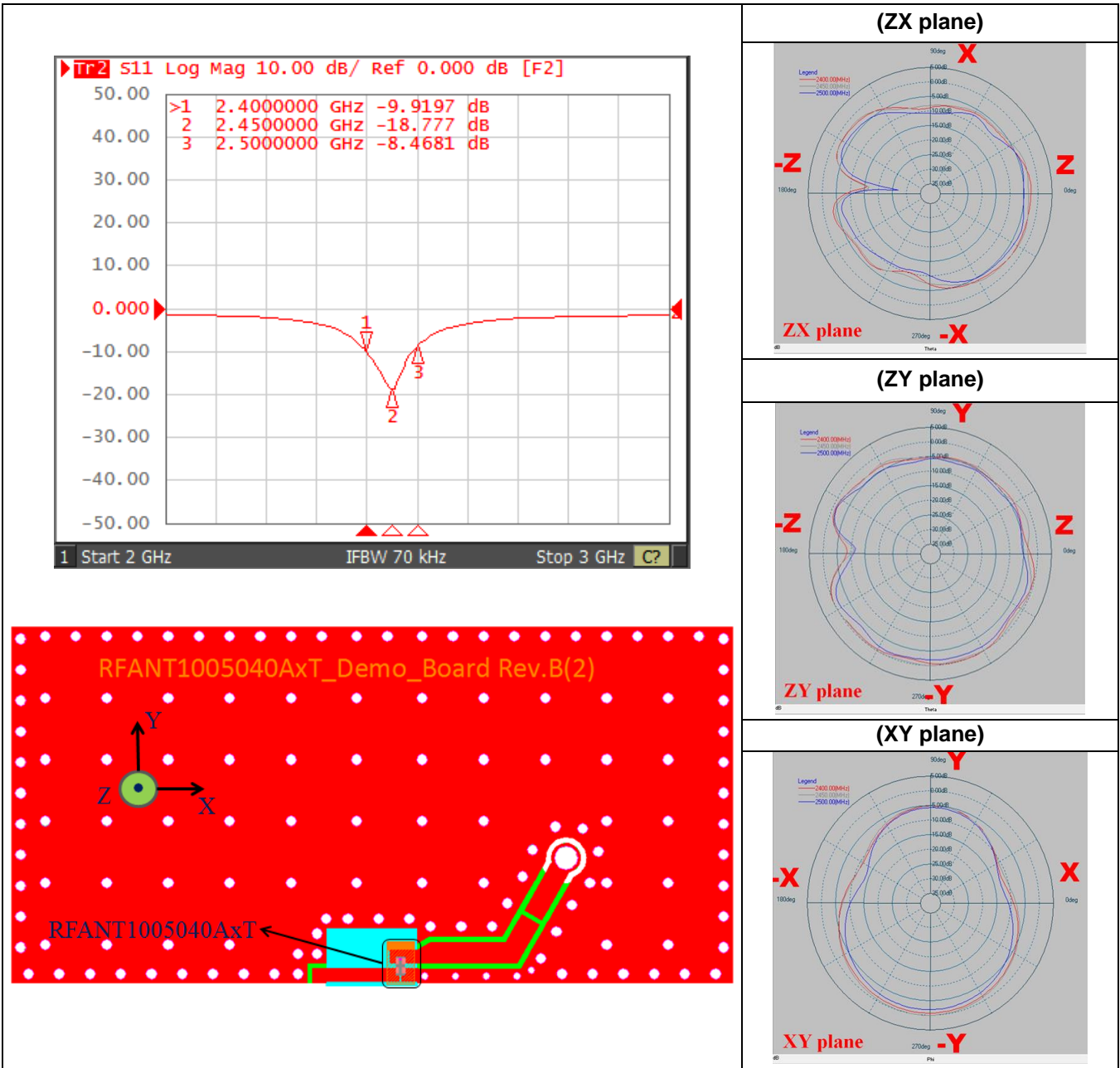
E mail : info@passivecomponent.com

Web Site : <http://www.passivecomponent.com>





RADIATION PATTERN



Frequency [MHz]	ZX plane		ZY plane		XY plane	
	Max Value [dB]	Average [dB]	Max Value [dB]	Average [dB]	Max Value [dB]	Average [dB]
2400	-2.15 dB	-4.93 dB	0.13 dB	-2.31 dB	-0.88 dB	-4.60 dB
2450	-2.12 dB	-4.91 dB	0.21 dB	-2.06 dB	-0.12 dB	-4.10 dB
2500	-3.59 dB	-6.68 dB	-1.40 dB	-3.63 dB	-2.05 dB	-5.89 dB

单击下面可查看定价，库存，交付和生命周期等信息

[>>Walsin Technology\(华新科技\)](#)