

# APPROVAL SHEET

**Dipole ANTENNA**

**863~928MHz Working Frequency**

**Halogens Free Product**

**P/N: RFDPA131000SMRB801**

Customer : \_\_\_\_\_  
Customer 's Part No. : \_\_\_\_\_  
Approval No. : \_\_\_\_\_  
Issue Date : \_\_\_\_\_

\*Contents in this sheet are subject to change without prior notice.

Version	Date	Description	Author
V01	2017 Jan.	New Release	SHLEE

**ELECTRICAL CHARACTERISTICS**

Item	Specification
Frequency Range	863MHz~928 MHz(note-1)
Impedance	50 Ohm Nominal
VSWR	2.5Max.
Radiation	Omni-directional
Gain(peak)	3.01 dBi
Polarization	Linear Vertical
Admitted Power	1W

\*note-1: Electrical characteristics will depend on customer's final application.

**MATERIAL TABLE**

Items	Description
Cable	RG178(Brown)
Antenna Cover	ABS(Black)
Antenna Base	PC+PBT(Black)
Connector	Standrad SMA Plug(Black)
PCB	FR4
Color Ring	PP(White)
Sponge	Black

**ORDERING RULE**

RF	DPA	1310	00	S	M	R	B	8	01
Type Code	Product Code	Dipole Dimension (Unit: mm)	Cable Length (unit: cm)	Connector Brand	Type of Connector	Application	Project status	Wire Diameter	Project
Walsin RF Device	DPA: Dipole Antenna	Per 2 digits of length, width e.g.: 1510 Length 150.8mm, Width 10mm	2 digits for cable length e.g.: 00 None Cable	A: N C:MCX D:IPEX III E: IPEX IV F: IPEX A13 H: Hirose I: IPEX M: MMCX S: SMA T: TNC U:MURATA N: None	A: Reverse Female B: Reverse Male F: Female M: Male N: None	0: 0GHz 3: 3GHz 6: 6GHz A: 2.4GHz ISM band B: GSM 900/1800 dual band G: GPS band L: 2.4/5.2/5.8 GHz tri-band N: NFC T: LTE band W: WCDMA band	B: MP T:Durin g Test X: Pile Run	0:None 1:∅ 0.81 3:∅ 1.13 6:RG316 7:∅ 1.37 8:RG178	01~99 series number

# DIMENSIONS

ELECTRICAL

Frequency: 863~928 MHz



No.	DESCRIPTION	MAT'L	Color	Q'TY
A	Antenna Cover	ABS	Black	1
B	Antenna Base	PC+PBT	Black	1
C	Connector	Standrad SMA Plug	Brass	1
D	Cable	RG178	---	1
E	PCB	RFPCA1109-03	FR4	1
F	Sponge	---	Black	1
G	Color Ring	Pantone White <span style="border: 1px solid red; padding: 1px;">A</span>	PP	1

A

A

B

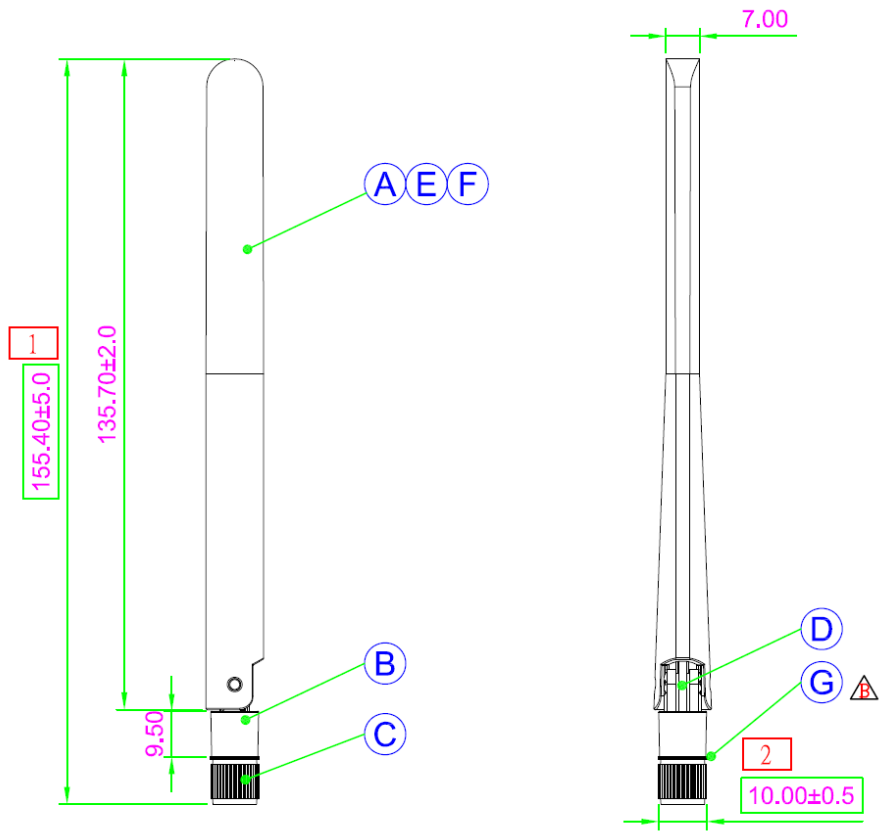
B

C

C

D

D



※標記□記號者, 為重點檢驗尺寸

E

E

		設計 DR. SHLEE	2017.01.06	品名	版本 REV.
		核准 卹. Marco		ARTICLE	B
<span style="border: 1px solid red; padding: 1px;">A</span>	變更色圈顏色	2017.01.10	PIPI	RFDPA131000SMRB801	
LTR	DESCRIPTION	DATE	REQ. BY		
華新科技股份有限公司 Walsin Technology Corporation				容許公差 TOLERANCE	單位 UNIT
				6以下.....±0.2 6以上~30.....±0.5 30以上~120.....±0.8 120以上~315.....±1.2 315以上~1000.....±2.0 1000以上~2000.....±3.0	比例 SCALE
				張數 SHEET	
				mm	****
				1	

1

2


3

4

5

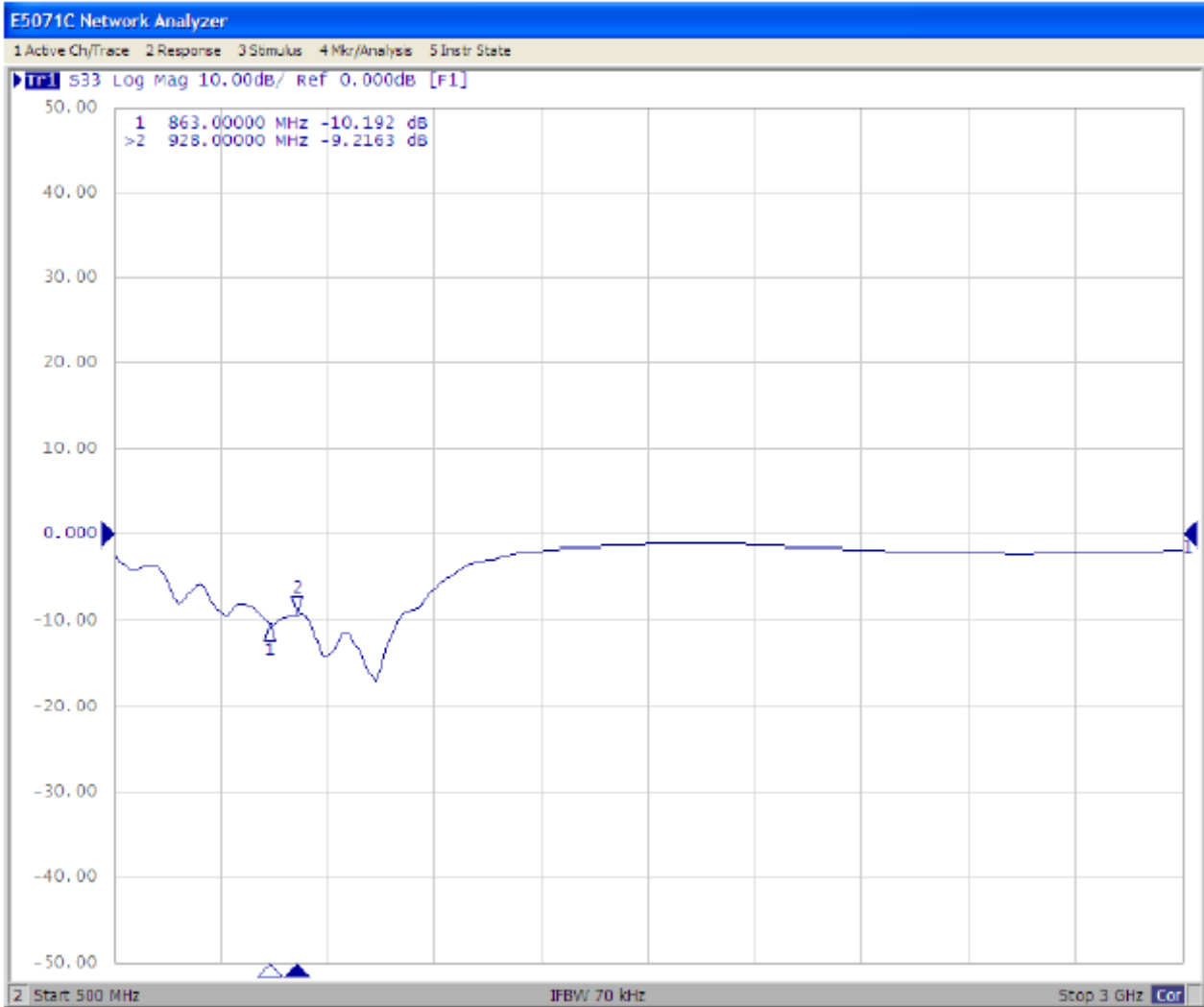
# Test Report

## ■ EXPERIMENTAL SETUP

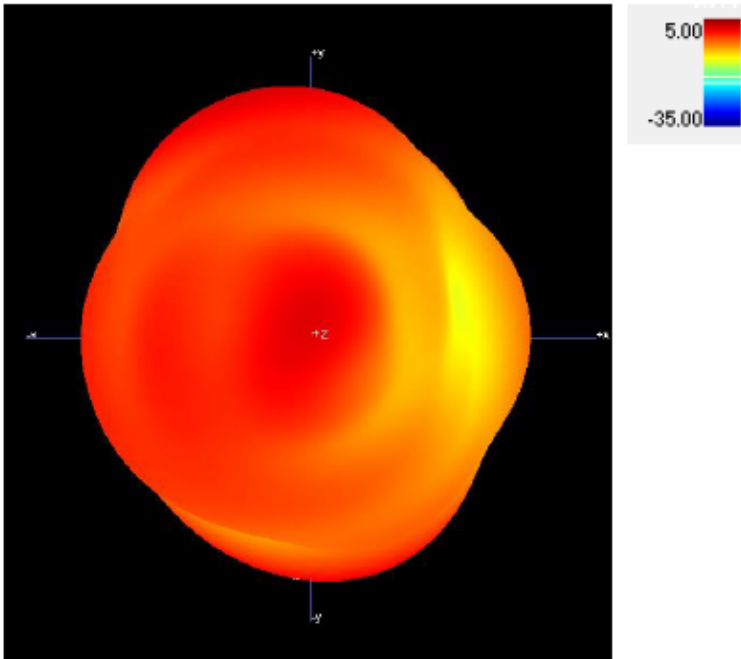


## ELECTRICAL CHARACTERISTICS

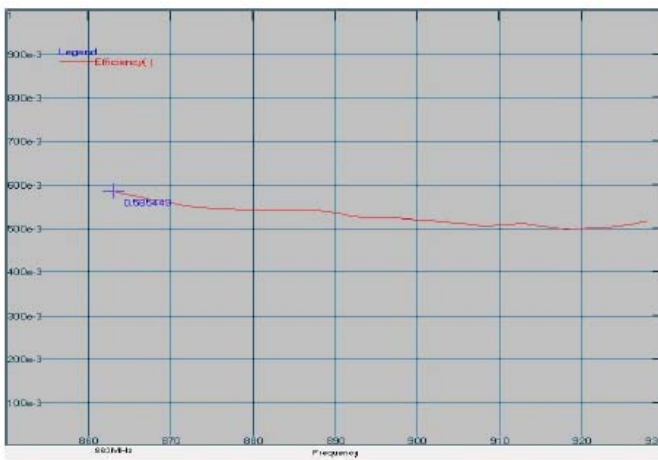
### Return Loss



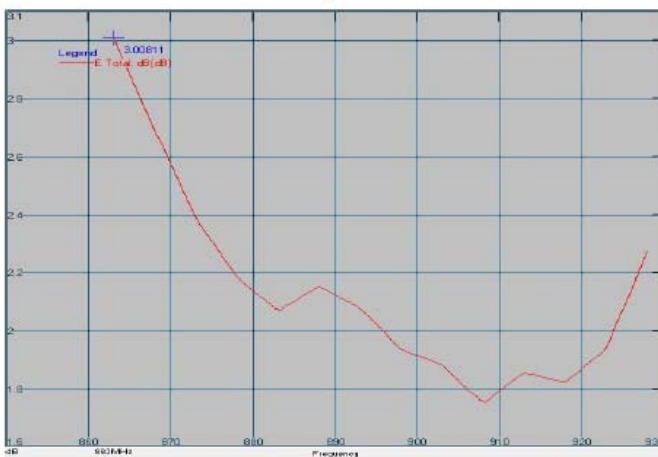
## ■ Antenna and Peak Gain



### 863 MHz



**Maximum Efficiency at 863 MHz : 58.54 %**



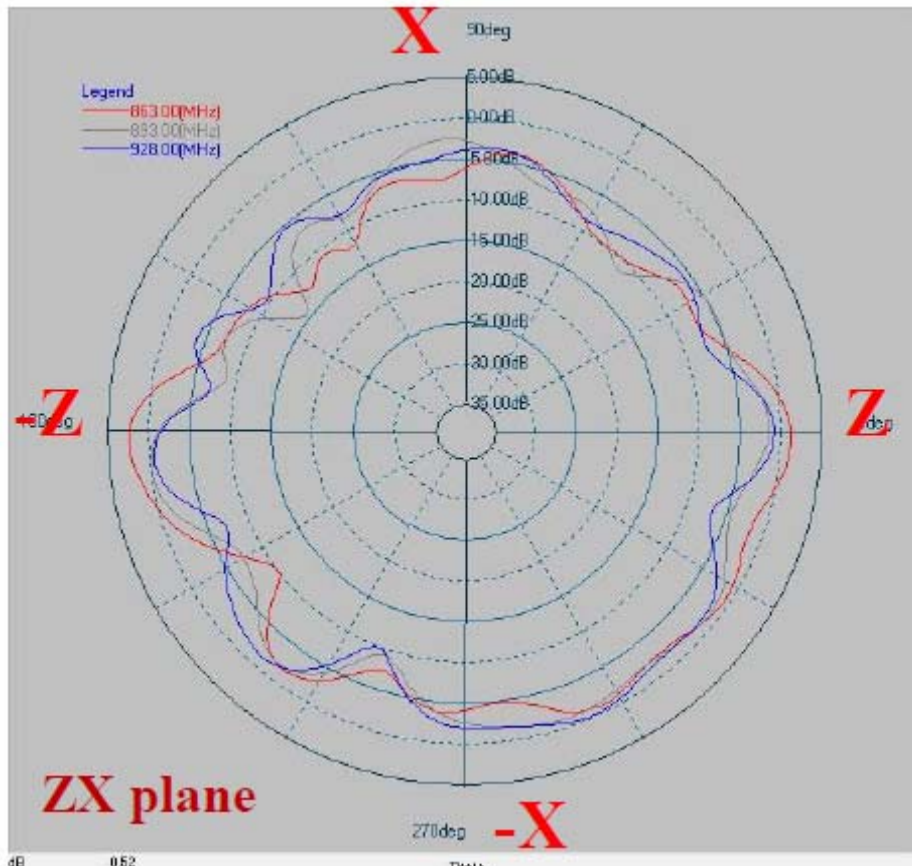
**Maximum Peak Gain at 863 MHz : 3.01 dBi**

# RADIATION PATTERN

863~928 MHz

Phi=0.00deg

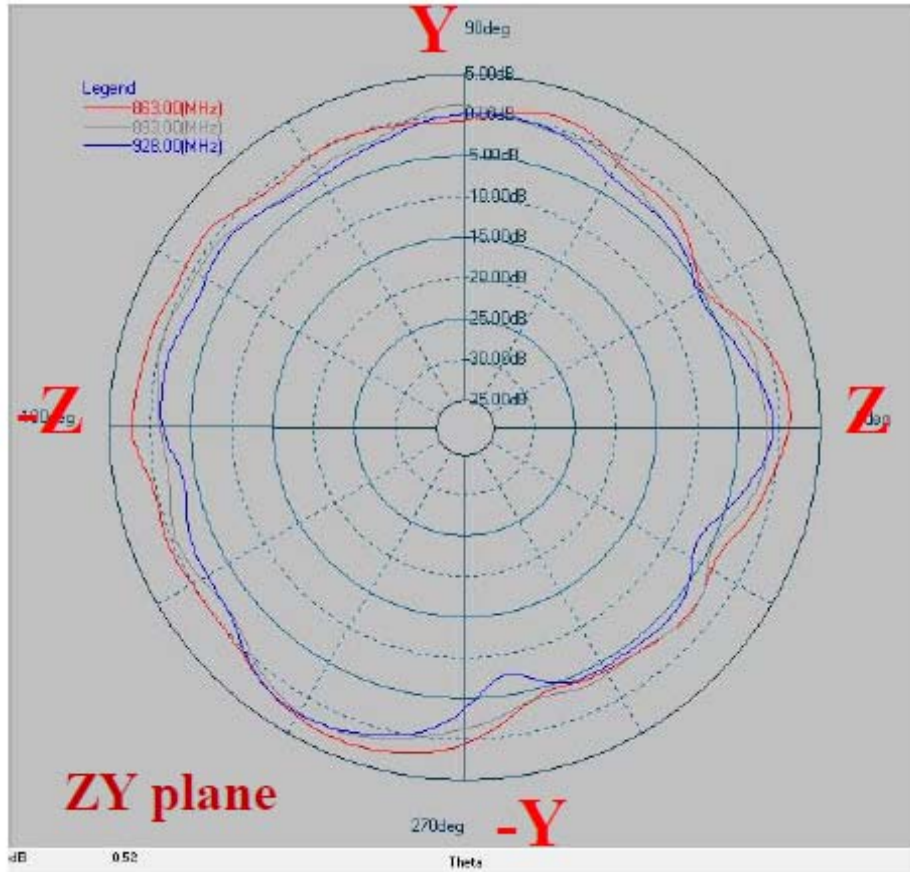
Gain . dB





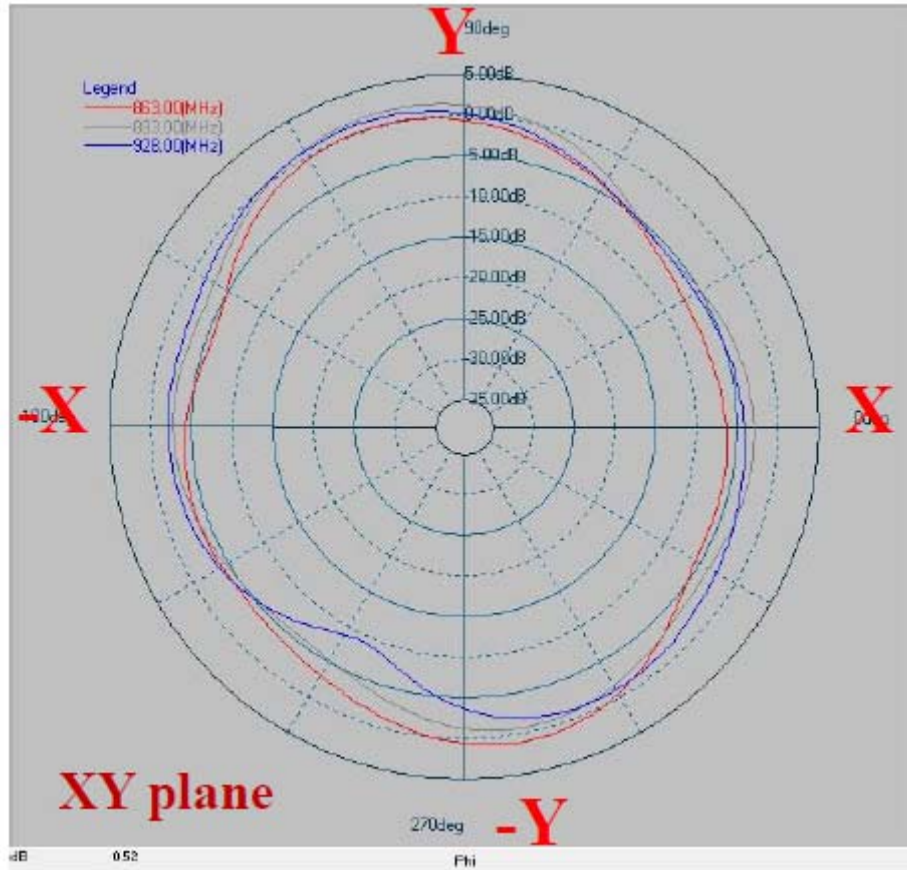
Phi=90.00deg

Gain . dB



Theta=90.00deg

Gain . dB



Frequency [MHz]	ZX plane		ZY plane		XY plane	
	Max Value [dB]	Average [dB]	Max Value [dB]	Average [dB]	Max Value [dB]	Average [dB]
863	2.36	-3.24	2.96	0.01	0.91	-2.76
893	-0.05	-4.04	2.06	-1.24	1.54	-2.16
928	-0.29	-3.86	2.20	-1.95	0.92	-2.49

单击下面可查看定价，库存，交付和生命周期等信息

[>>Walsin Technology\(华新科技\)](#)