

APPROVAL SHEET

Dipole ANTENNA

617~960/1710~2690/3300~4200/5150~7150MHz

Working Frequency

Halogens Free Product

P/N: RFDPA161500SMMB801

Customer : _____
Customer 's Part No. : _____
Approval No. : _____
Issue Date : _____

*Contents in this sheet are subject to change without prior notice.

Version	Date	Description	Author
V01	2019 Feb.	New Release	HWCHAN

ELECTRICAL CHARACTERISTICS

Item	Specification
Frequency Range	617 ~960 / 1710 ~ 2690 /3300 ~4200 / 5150 ~7150 MHz (note-1)
Return Loss	-6.0 dB(Max)(@ 617 ~960 / 1710 ~ 2690 MHz) -6.0 dB(Max)(@ 3300 ~4200 / 5150 ~7150 MHz)
VSWR	3.0 (Max)(@ 617 ~960 / 1710 ~ 2690 MHz) 3.0 (Max)(@ 3300 ~4200 / 5150 ~7150 MHz)
Radiation	Omni-directional
Gain(peak)	0.93 dBi(@ 617 ~960 MHz) 2.71 dBi(@1710 ~ 2690 MHz) 3.66 dBi(@ 3300 ~4200 MHz) 4.37 dBi(@5150 ~7150 MHz)
Impedance	50 Ohm Nominal
Polarization	Linear Vertical
Admitted Power	1W
Operation Temperature	-20°C ~ +65°C

*note-1: Electrical characteristics will depend on customer's final application.

MATERIAL TABLE

Items	Description
Antenna Cover	ABS(White)
Antenna Up Base	ABS (White)
Antenna Down Base	PC (White)
Rivet	POM (White)
PCB	FR4(Single Layer);T=0.8mm(Black)
泡棉單面膠	EVA+單面 3M9888T
Cable	RG178 Cable;Brown
Connector	SMA PLUG(White)

ORDERING RULE


RF	DPA	1615	00	S	M	M	B	8	01
Type Code	Product Code	Dipole Dimension (Unit: mm)	Cable Length (unit: cm)	Connector Brand	Type of Connector	Application	Project status	Wire Diameter	Project
Walsin RF Device	DPA: Dipole Antenna	Per 2 digits of length, width e.g.: 1615 Length 169.9mm, Width 13.0mm	2 digits for cable length e.g.: Non Cable	A: N C:MCX D:IPEX III E: IPEX IV F: IPEX A13 H: Hirose I: IPEX M: MMCX S: SMA T: TNC U:MURATA N: None	A: Reverse Female B: Reverse Male F: Female M: Male N: None	0: 0GHz 3: 3GHz 6: 6GHz A: 2.4GHz ISM band B: GSM 900/1800 dual band G: GPS band L: 2.4/5.2/5.8 GHz tri-band M:LTE+Sub 6G +5G N: NFC T: LTE band W: WCDMA band	B: MP T:Dur ing Test X: Pile Run	0:None 1:∅ 0.81 3:∅ 1.13 6:RG316 7:∅ 1.37 8:RG178 9:∅ 1.37 Low Loss	01~99 series number

DIMENSIONS

	1	2	3	4	5																																															
<p>ELECTRICAL Frequency: 617~960MHz 1710~2690MHz 3300~4200MHz 5150~7150MHz</p>			<table border="1" style="width: 100%; border-collapse: collapse;"> <thead> <tr> <th>NO</th> <th>DESCRIPTION</th> <th>DESCRIPTION : MATL ; Color</th> <th>QTY</th> <th>REMARK</th> </tr> </thead> <tbody> <tr> <td>A</td> <td>Antenna Down Base</td> <td>PC;White(CY-923)</td> <td>1</td> <td></td> </tr> <tr> <td>B</td> <td>Antenna Up Base</td> <td>ABS;White(CY-923)</td> <td>1</td> <td></td> </tr> <tr> <td>C</td> <td>Rivet</td> <td>POM;White(CY-923)</td> <td>2</td> <td></td> </tr> <tr> <td>D</td> <td>Antenna Cover</td> <td>ABS;White(CY-923)</td> <td>1</td> <td></td> </tr> <tr> <td>E</td> <td>PCB(PCA1116-1A)</td> <td>FR4(Single Layer);T=0.8mm;Black</td> <td>1</td> <td></td> </tr> <tr> <td>F</td> <td>Sponge+Double Tape</td> <td>EVA+3M9888T;Black</td> <td>1</td> <td></td> </tr> <tr> <td>G</td> <td>Cable</td> <td>RG178 Cable;Brown</td> <td>1</td> <td></td> </tr> <tr> <td>H</td> <td>Connector</td> <td>SMA Plug;White</td> <td>1</td> <td></td> </tr> </tbody> </table>	NO	DESCRIPTION	DESCRIPTION : MATL ; Color	QTY	REMARK	A	Antenna Down Base	PC;White(CY-923)	1		B	Antenna Up Base	ABS;White(CY-923)	1		C	Rivet	POM;White(CY-923)	2		D	Antenna Cover	ABS;White(CY-923)	1		E	PCB(PCA1116-1A)	FR4(Single Layer);T=0.8mm;Black	1		F	Sponge+Double Tape	EVA+3M9888T;Black	1		G	Cable	RG178 Cable;Brown	1		H	Connector	SMA Plug;White	1					
	NO	DESCRIPTION	DESCRIPTION : MATL ; Color	QTY	REMARK																																															
A	Antenna Down Base	PC;White(CY-923)	1																																																	
B	Antenna Up Base	ABS;White(CY-923)	1																																																	
C	Rivet	POM;White(CY-923)	2																																																	
D	Antenna Cover	ABS;White(CY-923)	1																																																	
E	PCB(PCA1116-1A)	FR4(Single Layer);T=0.8mm;Black	1																																																	
F	Sponge+Double Tape	EVA+3M9888T;Black	1																																																	
G	Cable	RG178 Cable;Brown	1																																																	
H	Connector	SMA Plug;White	1																																																	
			<p>※標記□記號者, 為重點檢驗尺寸</p>																																																	
<table border="1" style="width: 100%; border-collapse: collapse;"> <tr> <td style="width: 15%;">設計 DR.</td> <td style="width: 15%;">HWCHAN</td> <td style="width: 15%;">2018.12.21</td> <td style="width: 15%;">品名</td> <td style="width: 15%;">版本 REV.</td> </tr> <tr> <td>核准 APPD.</td> <td>Marco</td> <td></td> <td>ARTICLE</td> <td>A</td> </tr> <tr> <td colspan="3">容許公差 TOLERANCE</td> <td colspan="2" rowspan="5" style="text-align: center; vertical-align: middle;"> RFDPA161500SMMB801 </td> </tr> <tr> <td colspan="3">6以下.....±0.2</td> </tr> <tr> <td colspan="3">6以上~30.....±0.5</td> </tr> <tr> <td colspan="3">30以上~120.....±0.8</td> </tr> <tr> <td colspan="3">120以上~315.....±1.2</td> </tr> <tr> <td colspan="3">315以上~1000.....±2.0</td> <td>單位 UNIT</td> <td>比例 SCALE</td> </tr> <tr> <td colspan="3">1000以上~2000.....±3.0</td> <td>mm</td> <td>****</td> </tr> <tr> <td colspan="3"></td> <td>張數 SHEET</td> <td>1</td> </tr> </table>	設計 DR.	HWCHAN	2018.12.21	品名	版本 REV.	核准 APPD.	Marco		ARTICLE	A	容許公差 TOLERANCE			RFDPA161500SMMB801		6以下.....±0.2			6以上~30.....±0.5			30以上~120.....±0.8			120以上~315.....±1.2			315以上~1000.....±2.0			單位 UNIT	比例 SCALE	1000以上~2000.....±3.0			mm	****				張數 SHEET	1										
設計 DR.	HWCHAN	2018.12.21	品名	版本 REV.																																																
核准 APPD.	Marco		ARTICLE	A																																																
容許公差 TOLERANCE			RFDPA161500SMMB801																																																	
6以下.....±0.2																																																				
6以上~30.....±0.5																																																				
30以上~120.....±0.8																																																				
120以上~315.....±1.2																																																				
315以上~1000.....±2.0			單位 UNIT	比例 SCALE																																																
1000以上~2000.....±3.0			mm	****																																																
			張數 SHEET	1																																																

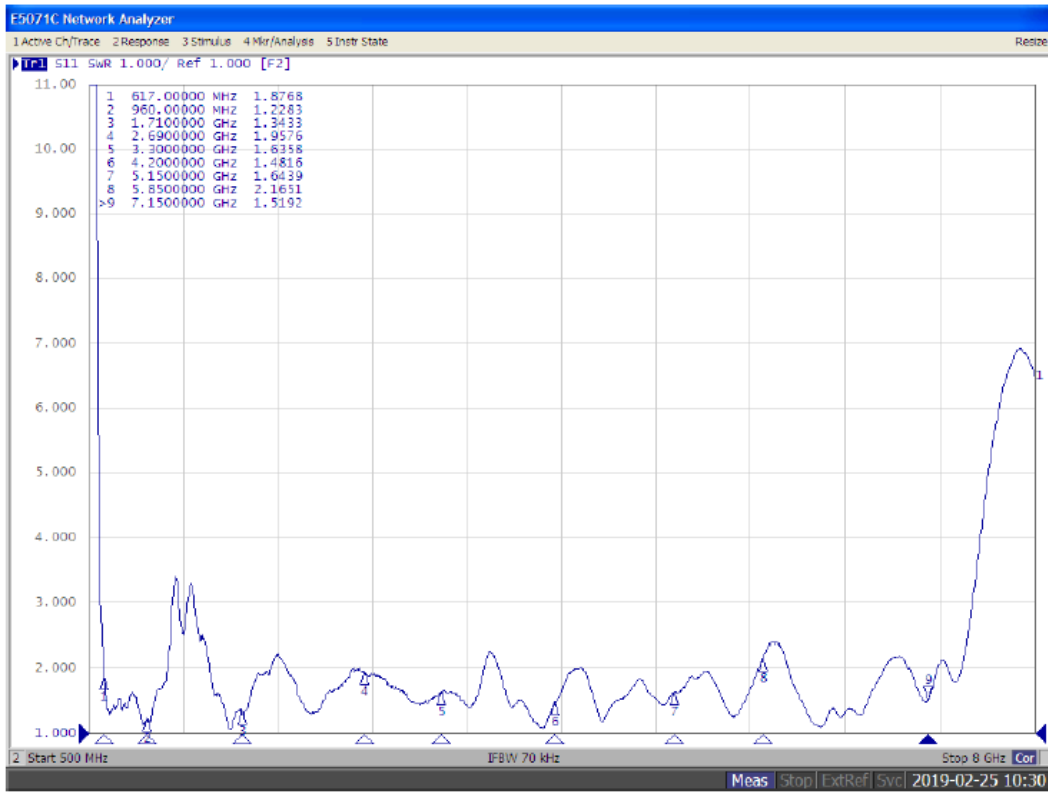
Test Report

EXPERIMENTAL SETUP

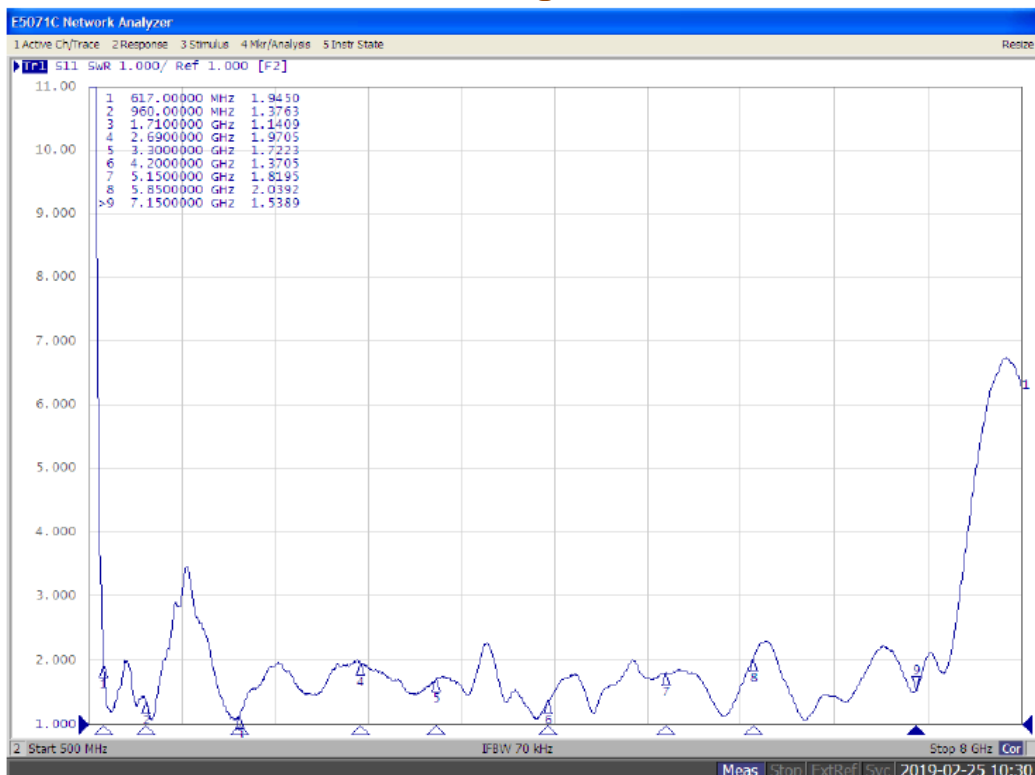


ELECTRICAL CHARACTERISTICS

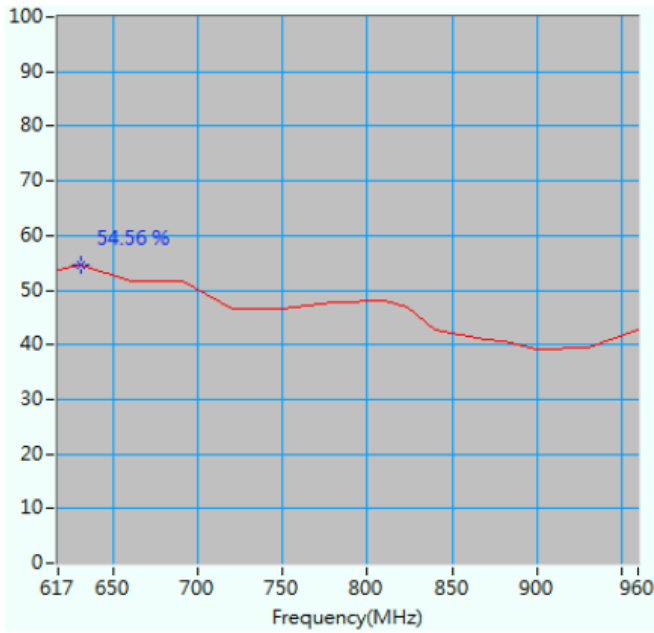
VSWR 0 Degree



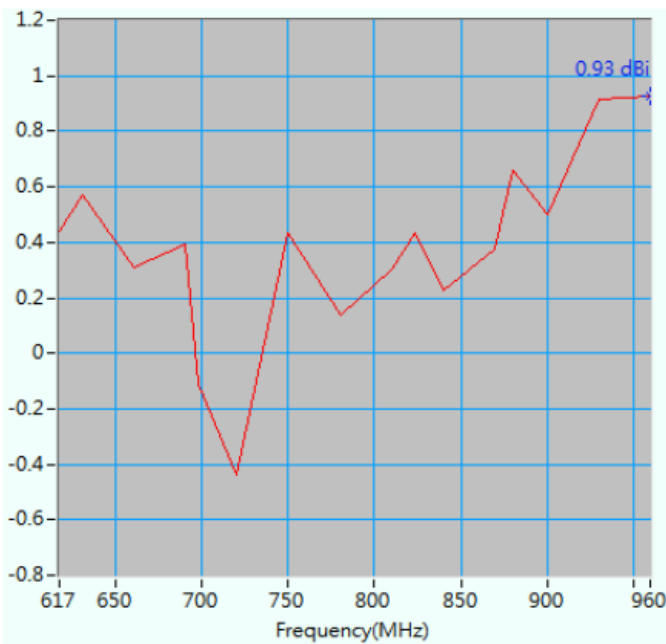
90 Degree



■ Antenna Efficiency and Peak Gain 617~960MHz

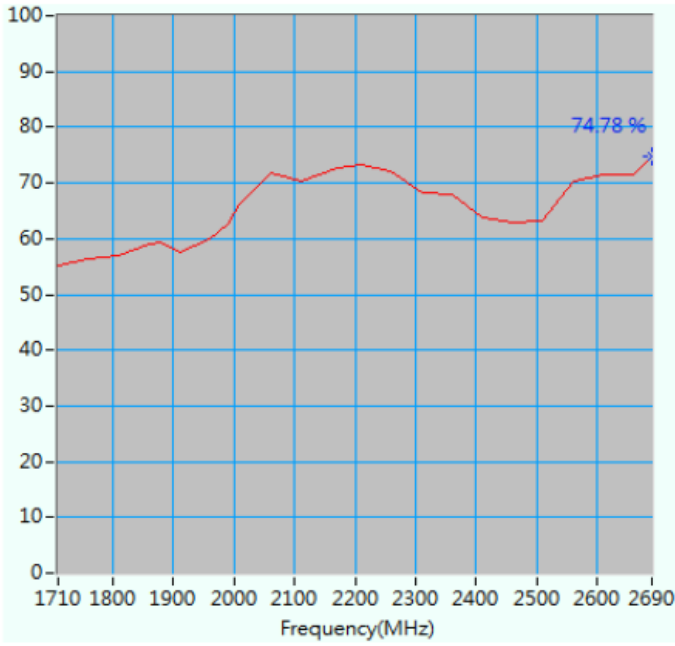


Maximum Efficiency at 630 MHz : 54.5 %

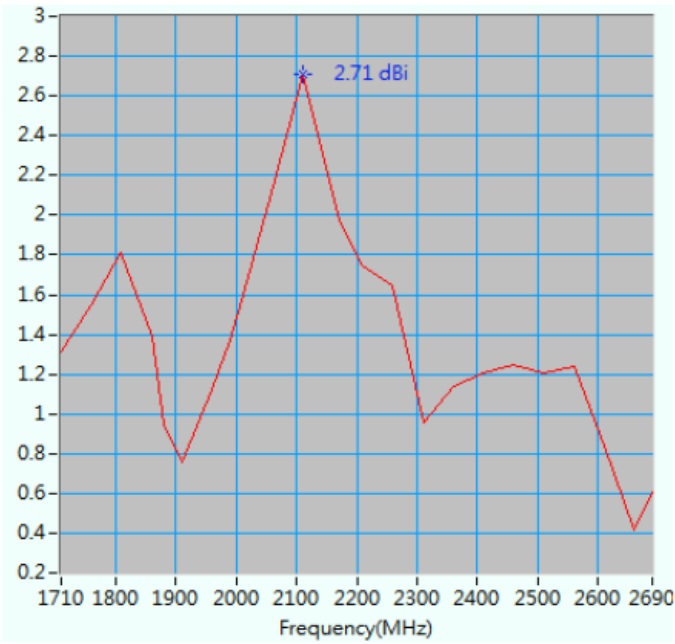


Maximum Peak Gain at 960 MHz : 0.93 dBi

1710~2690MHz

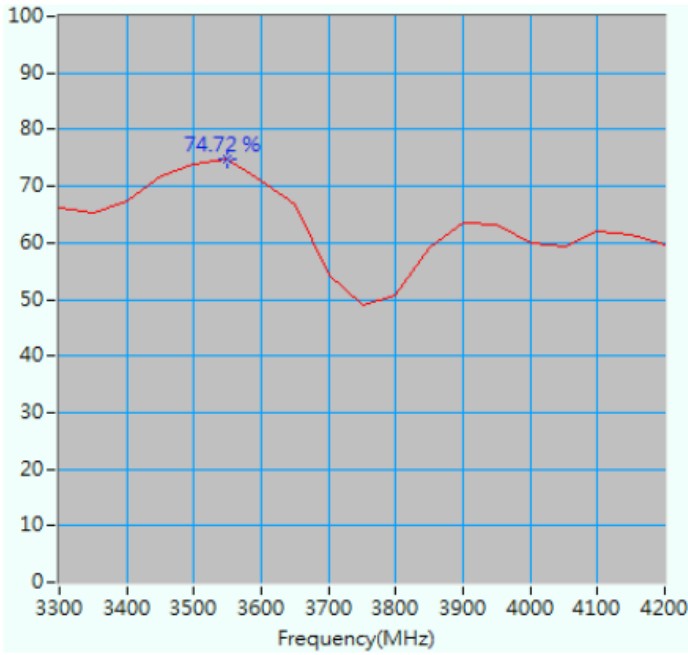


Maximum Efficiency at 2690 MHz : 74.7 %

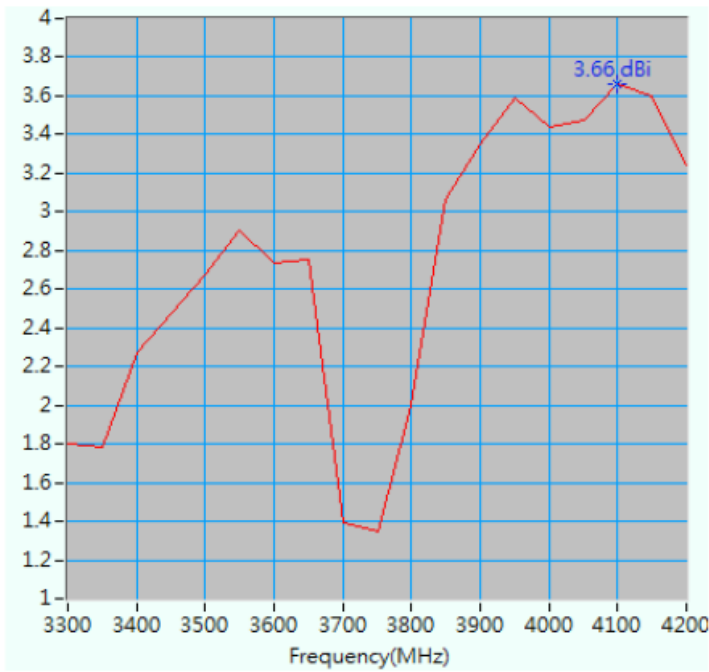


Maximum Peak Gain at 2110 MHz : 2.71 dBi

3300~4200MHz

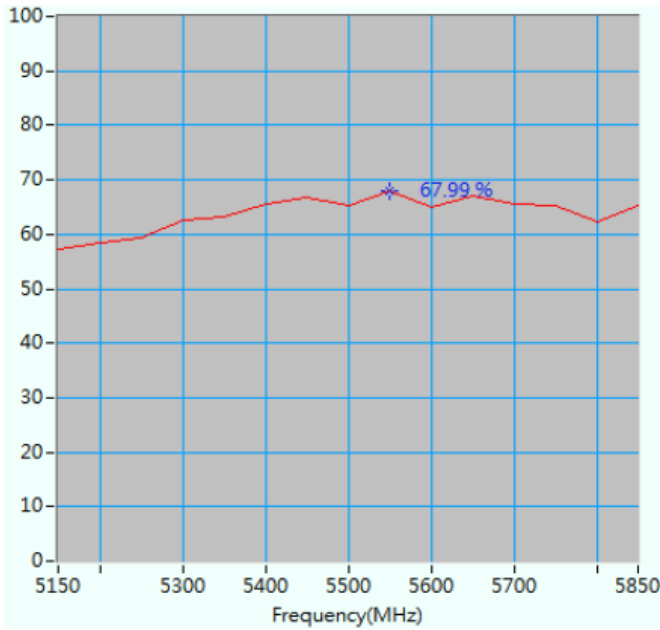


Maximum Efficiency at 3550 MHz : 74.7 %

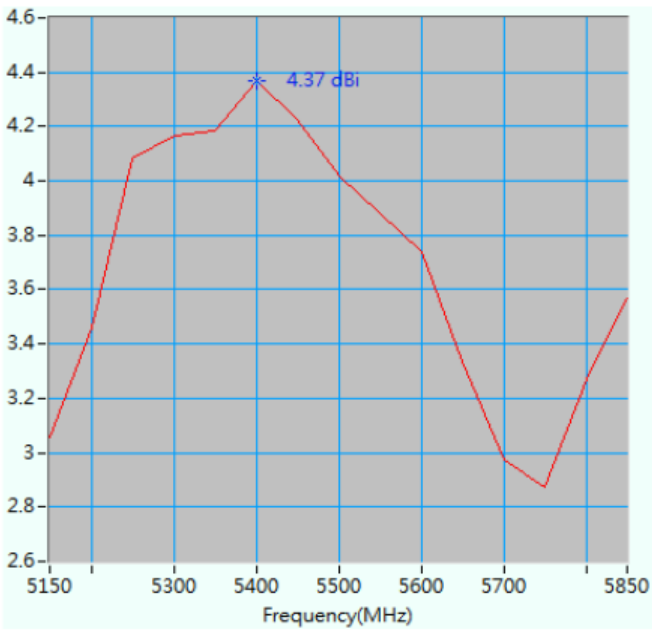


Maximum Peak Gain at 4100 MHz : 3.66 dBi

5150~7150MHz



Maximum Efficiency at 5550 MHz : 67.9 %



Maximum Peak Gain at 5400 MHz : 4.37 dBi

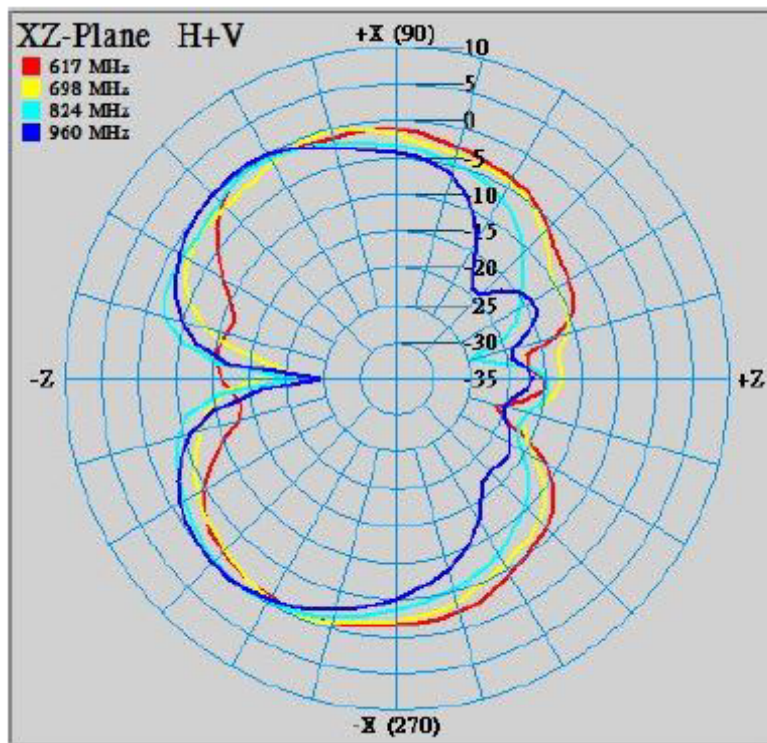
RADIATION PATTERN

617~960MHz

X-Z Plane

Phi=0.00deg

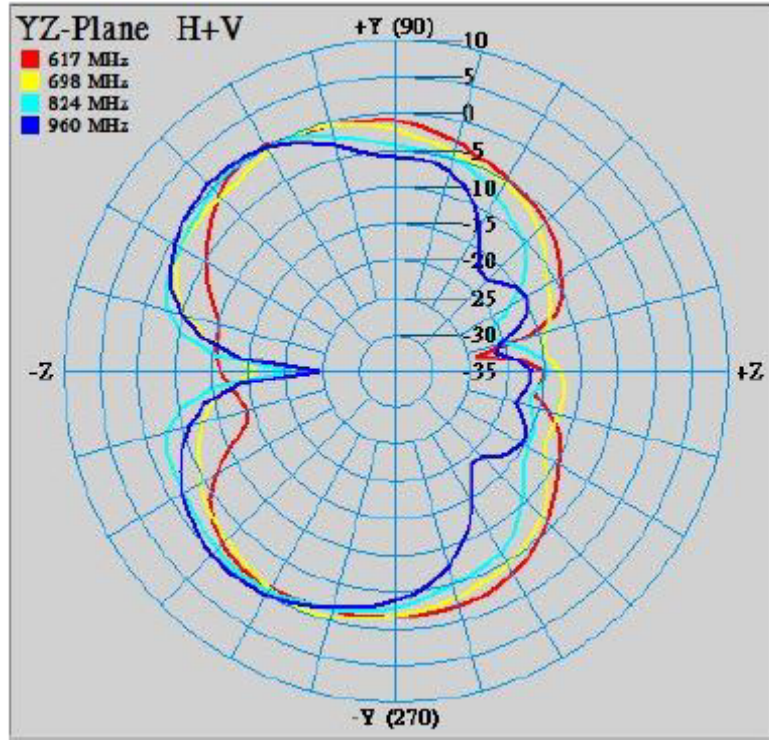
Gain . dB



Y-Z Plane

Phi=90.00deg

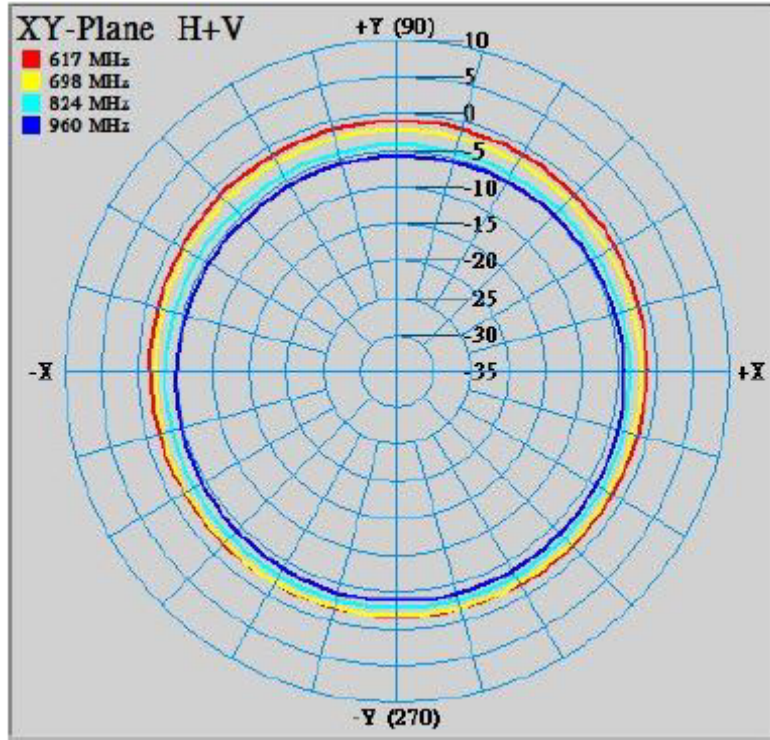
Gain . dB



X-Y Plane

Theta=90.00deg

Gain . dB



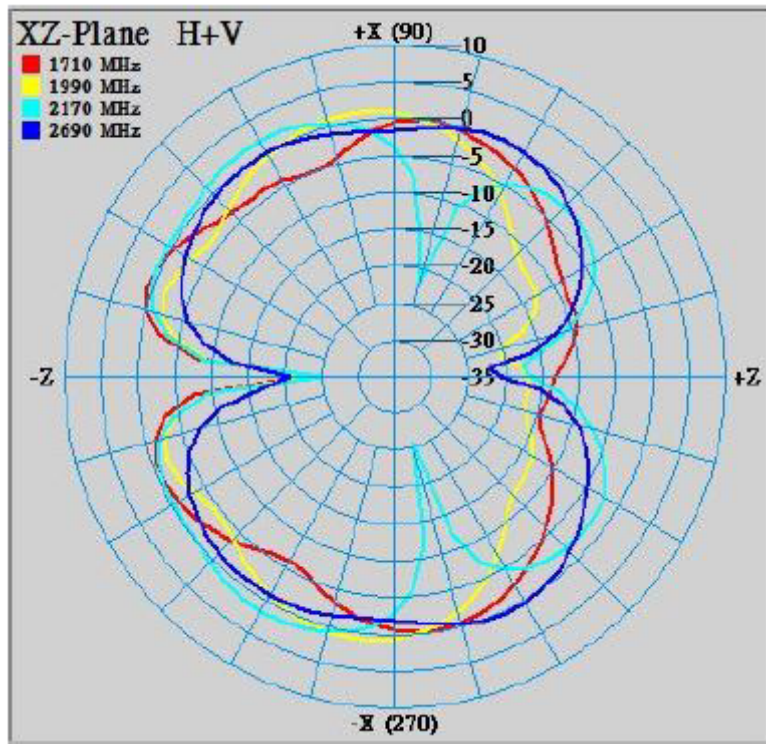
Frequency [MHz]	ZX plane		ZY plane		XY plane	
	Max Value [dB]	Average [dB]	Max Value [dB]	Average [dB]	Max Value [dB]	Average [dB]
617	0.03	-3.93	0.32	-3.85	-0.94	-1.36
698	-0.15	-4.03	-0.12	-3.90	-1.77	-2.03
824	0.22	-4.02	0.38	-3.92	-2.81	-3.52
960	0.58	-4.41	0.93	-4.28	-3.73	-4.66

1710~2690MHz

X-Z Plane

Phi=0.00deg

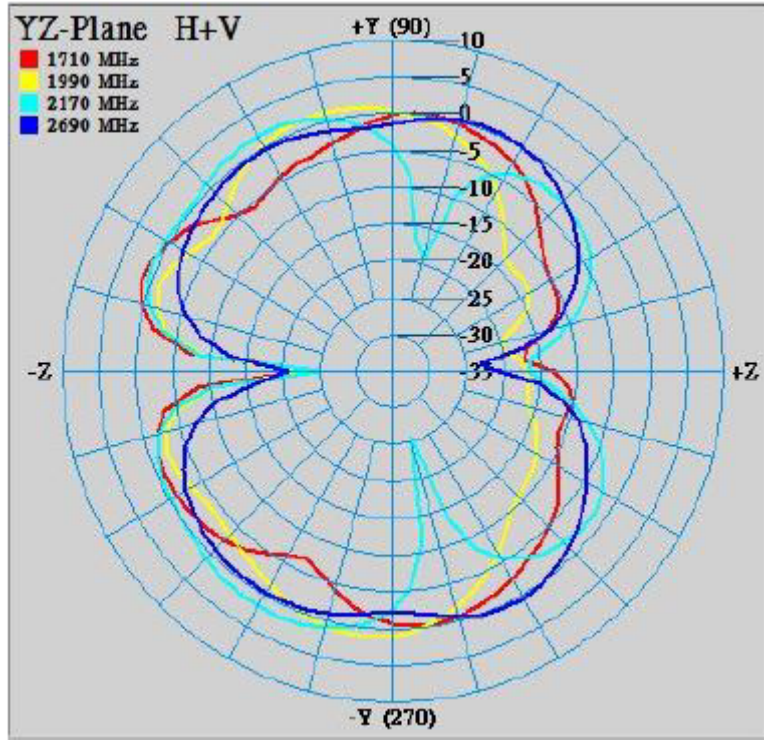
Gain . dB



Y-Z Plane

Phi=90.00deg

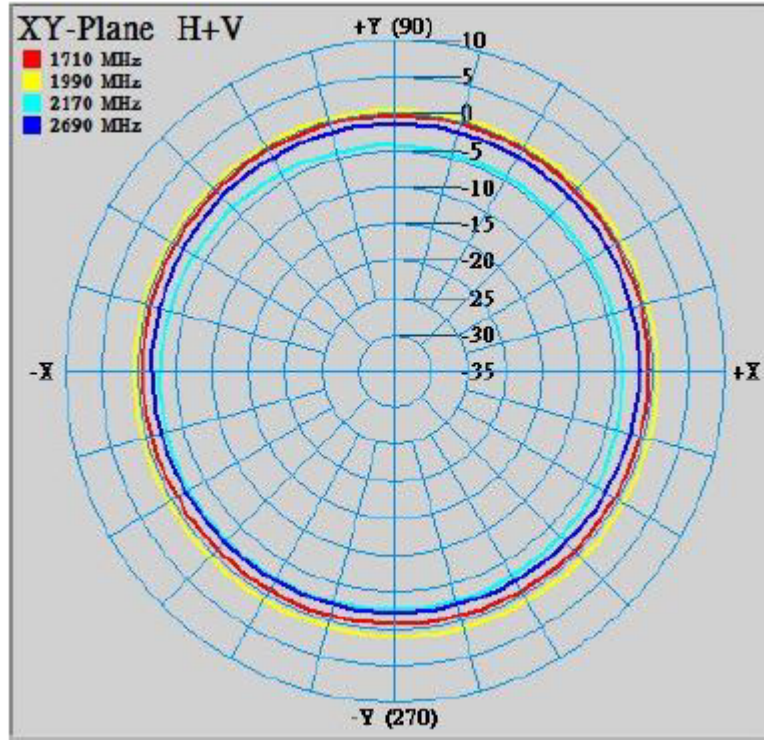
Gain . dB



X-Y Plane

Theta=90.00deg

Gain . dB



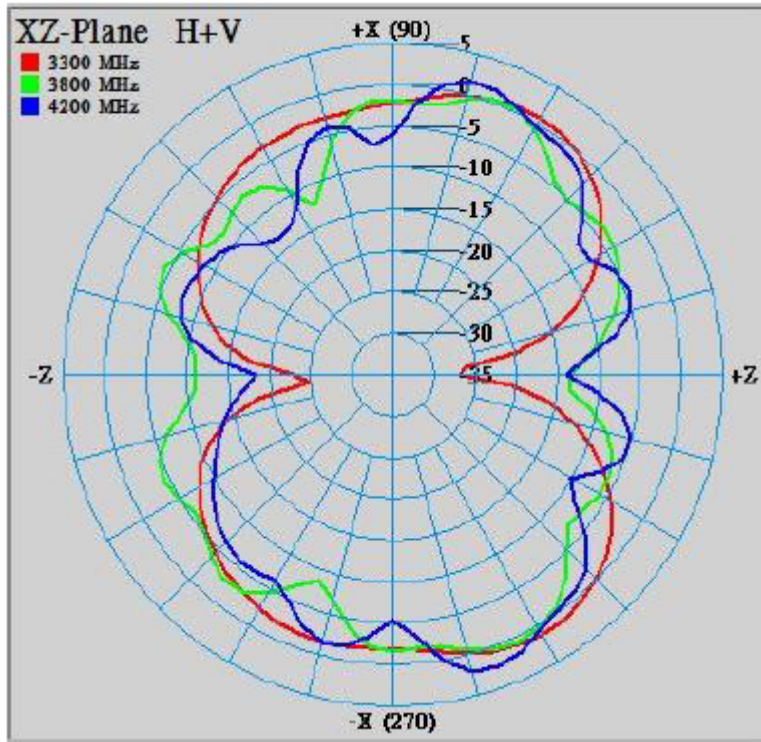
Frequency [MHz]	ZX plane		ZY plane		XY plane	
	Max Value [dB]	Average [dB]	Max Value [dB]	Average [dB]	Max Value [dB]	Average [dB]
1710	0.75	-3.17	1.20	-3.10	-0.19	-0.43
1990	1.19	-3.15	1.37	-3.05	1.05	0.70
2170	1.96	-1.86	1.92	-1.82	-2.45	-3.39
2690	0.57	-2.26	0.60	-2.20	-1.40	-1.80

3300~4200MHz

X-Z Plane

Phi=0.00deg

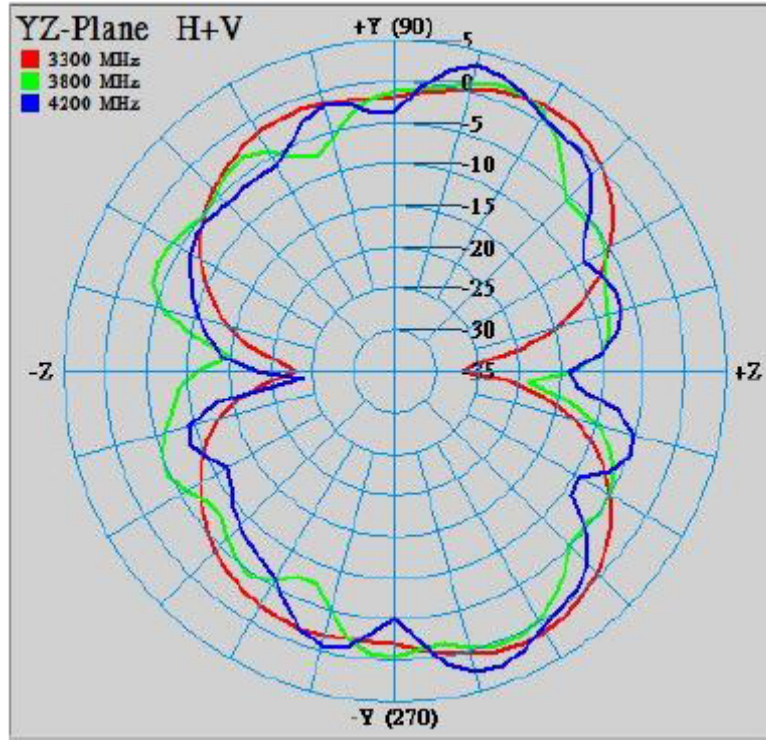
Gain . dB



Y-Z Plane

Phi=90.00deg

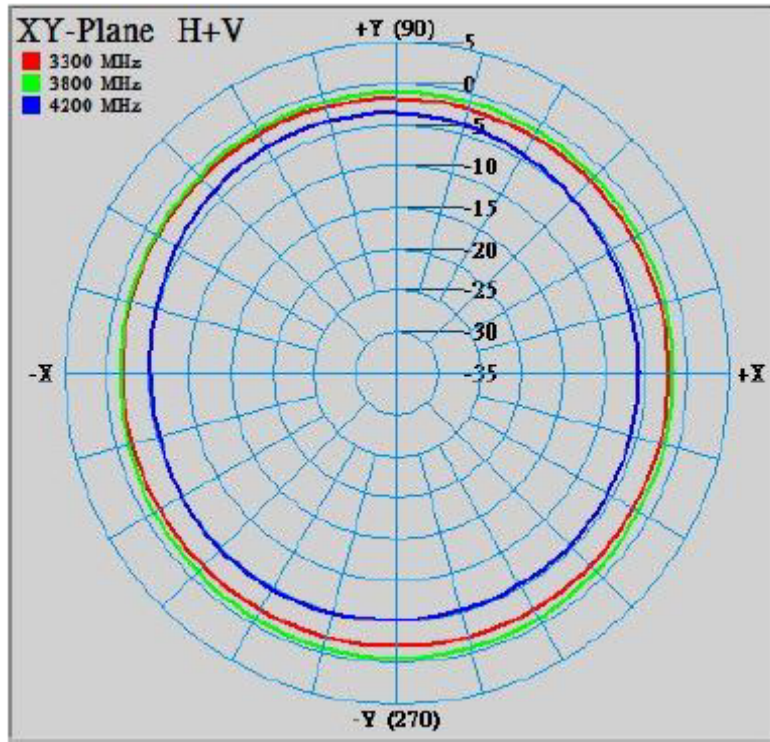
Gain . dB



X-Y Plane

Theta=90.00deg

Gain . dB



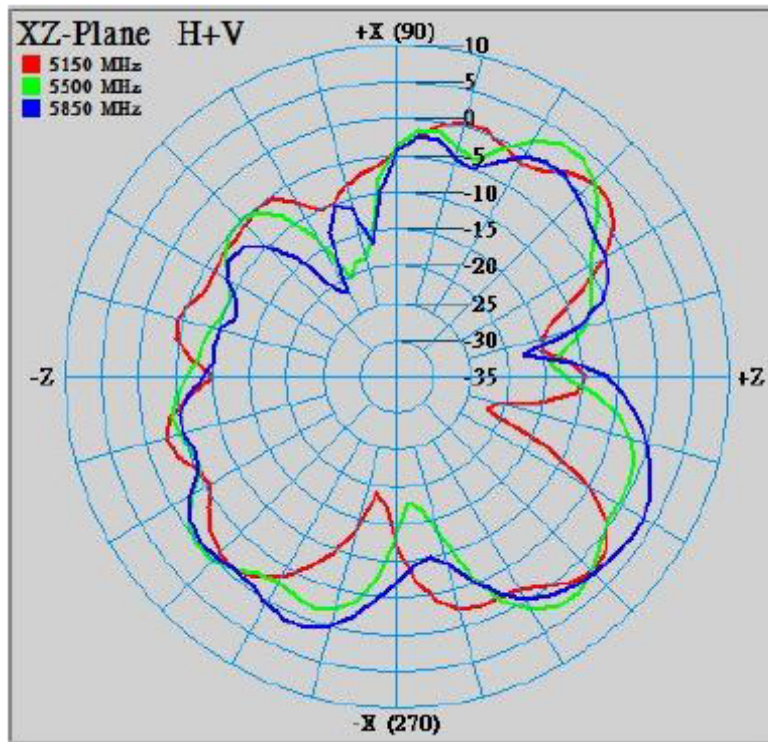
Frequency [MHz]	ZX plane		ZY plane		XY plane	
	Max Value [dB]	Average [dB]	Max Value [dB]	Average [dB]	Max Value [dB]	Average [dB]
3300	1.23	-3.20	1.75	-2.75	-1.64	-1.95
3800	0.67	-4.14	1.94	-3.63	-0.55	-1.21
4200	2.51	-3.81	3.18	-3.04	-3.40	-4.86

5150~7150MHz

X-Z Plane

Phi=0.00deg

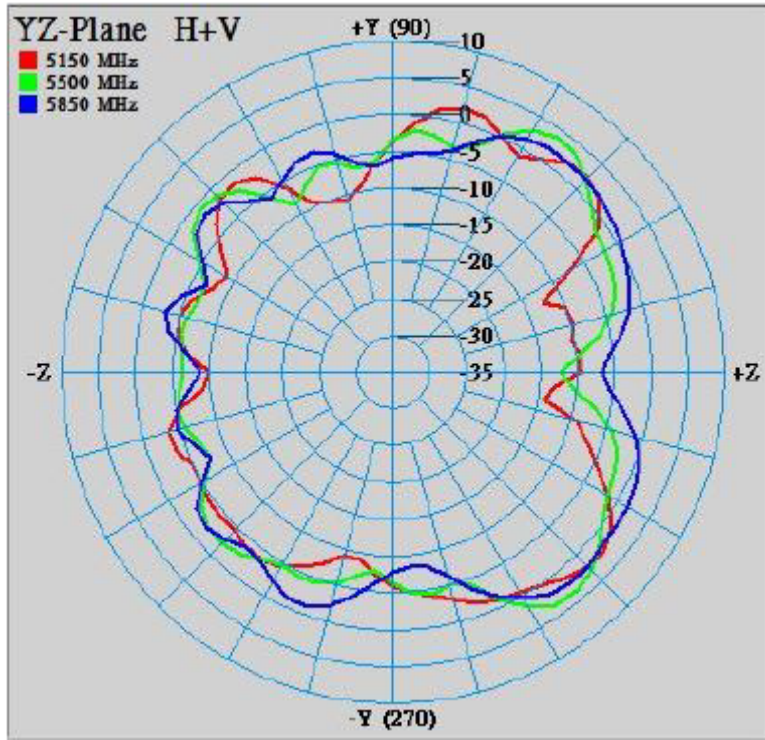
Gain . dB



Y-Z Plane

Phi=90.00deg

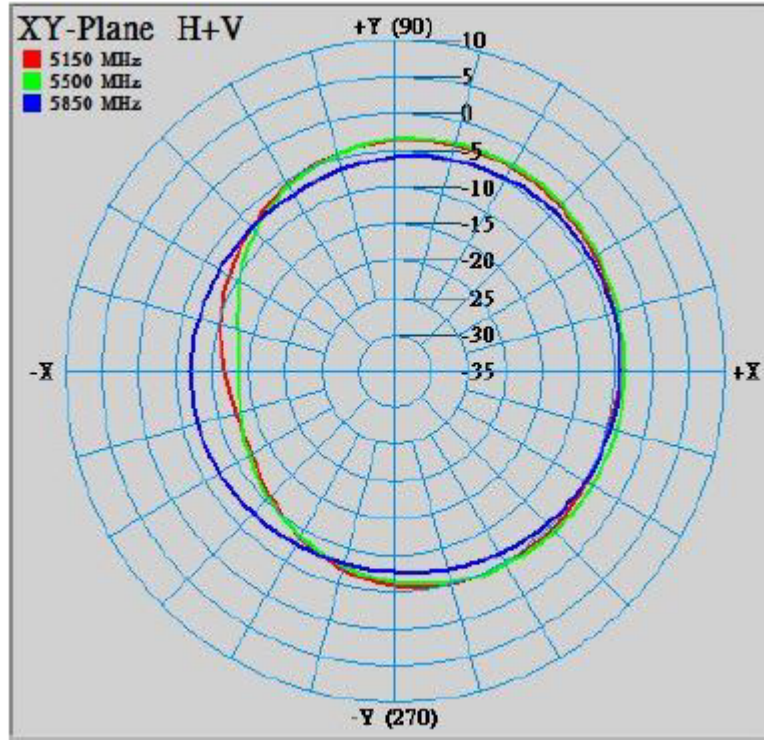
Gain . dB



X-Y Plane

Theta=90.00deg

Gain . dB



Frequency [MHz]	ZX plane		ZY plane		XY plane	
	Max Value [dB]	Average [dB]	Max Value [dB]	Average [dB]	Max Value [dB]	Average [dB]
5150	2.64	-3.19	2.62	-2.82	-3.05	-5.61
5500	3.86	-2.46	4.01	-2.12	-2.76	-5.41
5850	3.52	-2.25	2.42	-1.82	-4.14	-6.04

单击下面可查看定价，库存，交付和生命周期等信息

[>>Walsin Technology\(华新科技\)](#)