

APPROVAL SHEET

RF SAW Filter Series – RoHS Compliance

LTE Band 40 system

For TRx Single Type

2300~2400 MHz Band Working Frequency

P/N : SF11092350B4004T

Approval Sheet

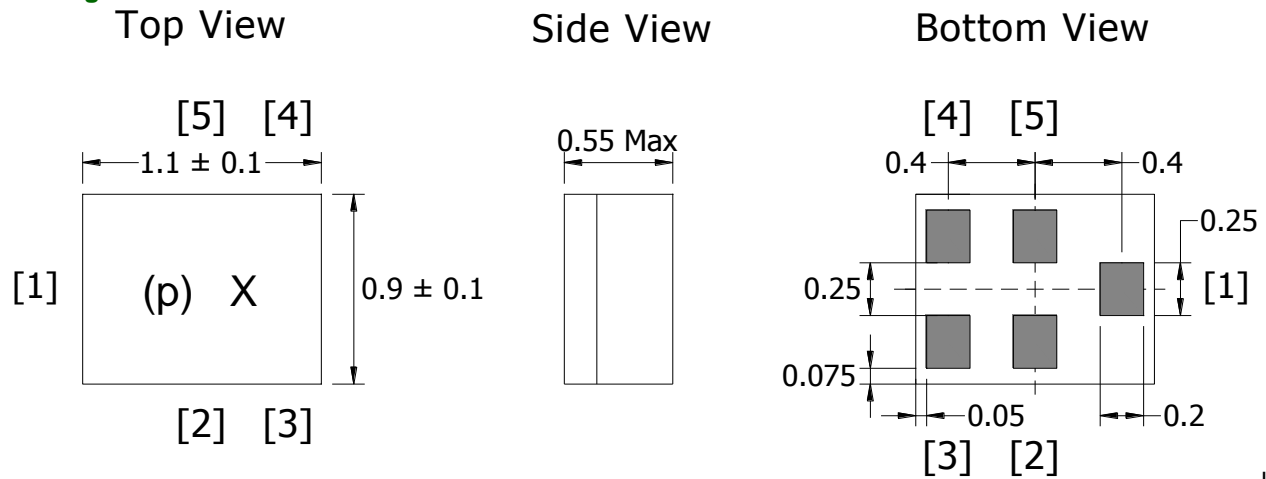
Features

- Low loss, Low pass band ripple
- Single to single operation
- Impedance at input and output 50 Ohm
- Package for Surface Mount Technology (SMT)
- Electrostatic Sensitive Device (ESD)
- Ultra small package : (1.1mm x 0.9mm x 0.55mm)
- RoHS Compliance
- Moisture Sensitive Level 3 (MSL3)

Application

- LTE Band 40 system

Package Dimensions



Unit : mm

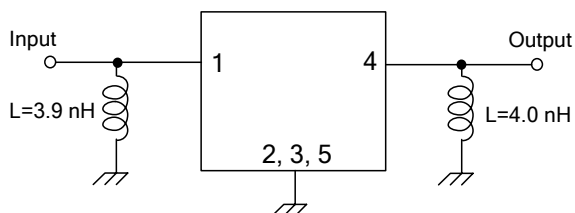
Pin Descriptions

Pin	Description	Pin	Description
[1]	Input	[4]	Output
[2]	GND	[5]	GND
[3]	GND		

Marking Descriptions

Marking	Description
(p)	Series Number
X	Date Code (Year+Month)

Test Circuit



Approval Sheet

Electrical Specifications

Item	Frequency (MHz)	Specification			Unit	
		Min	Typ	Max		
Center frequency	-	-	2350	-	MHz	
Insertion loss	2300 ~ 2400	-	1.9	2.8	dB	
Pass band ripple	2300 ~ 2400	-	1.2	2.3	dB	
VSWR	Input	2300 ~ 2400	-	1.5	2.0	-
	Output		-	1.5	2.0	-
Absolute attenuation	10 ~ 1574	20	29	-	dB	
	1574 ~ 1577	20	29	-	dB	
	1577 ~ 1680	20	27	-	dB	
	1845 ~ 1880	18	25	-	dB	
	2110 ~ 2170	18	25	-	dB	
	2240 ~ 2285	1.5	7	-	dB	
	2415 ~ 2420	1.5	5	-	dB	
	2420 ~ 2460	3	6	-	dB	
	2460 ~ 2485	30	43	-	dB	
	2485 ~ 2500	30	48	-	dB	
	2500 ~ 3000	20	26	-	dB	
	4600 ~ 4800	20	25	-	dB	
4800 ~ 6000	18	21	-	dB		
Terminating impedance	Input	50 // 3.9nH			Ohm	
	Output	50 // 4.0nH			Ohm	

Note : With matching network (Ref. testing environment circuit as shown above).

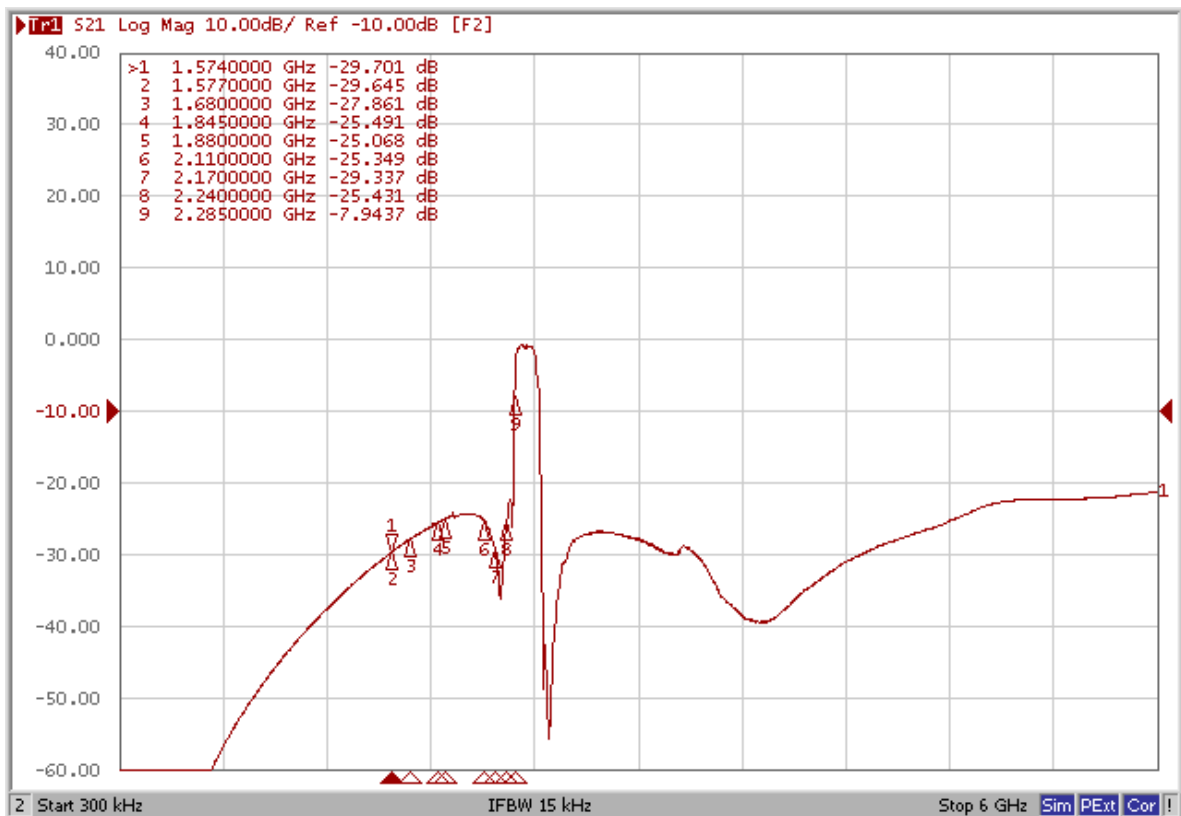
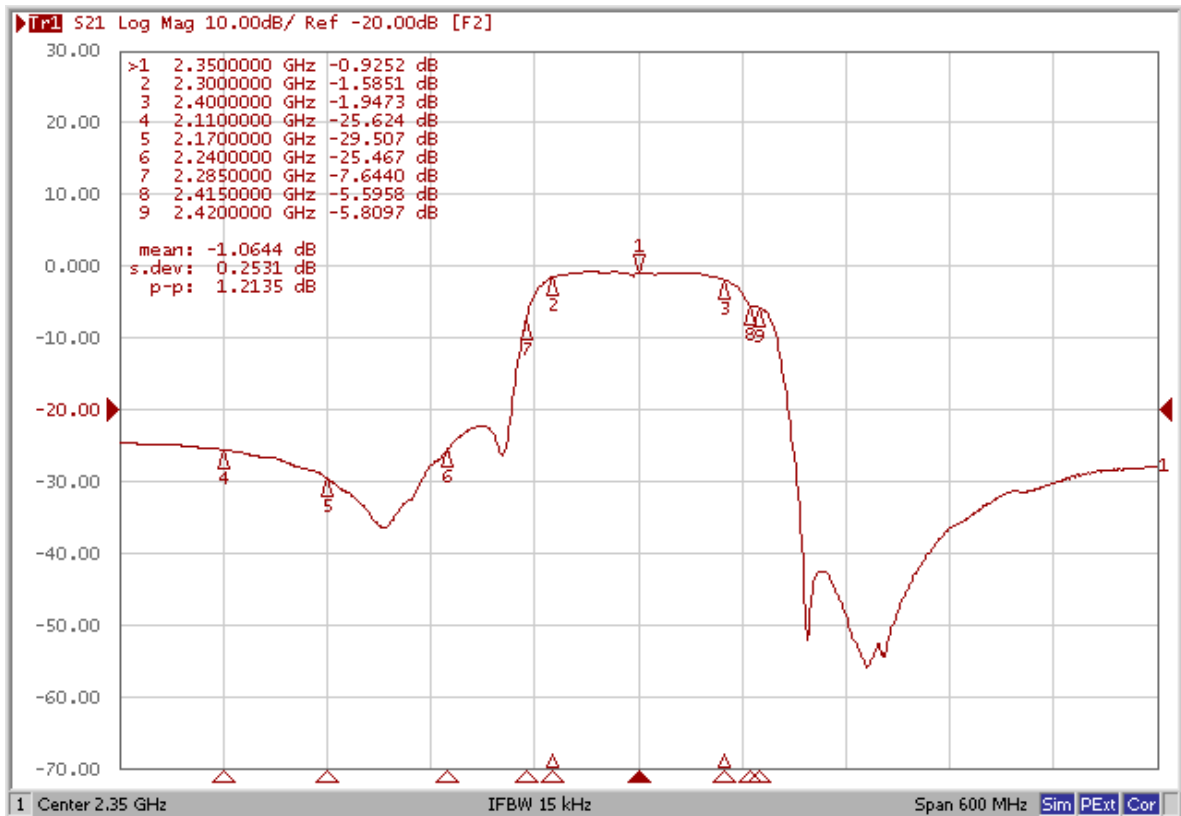
Absolute Maximum Ratings

Item	Rating	Unit
DC permissive voltage	0	V
Maximum input power	28	dBm
Operating temperature range	-30 ~ +85	°C
Storage temperature range	-40 ~ +85	°C

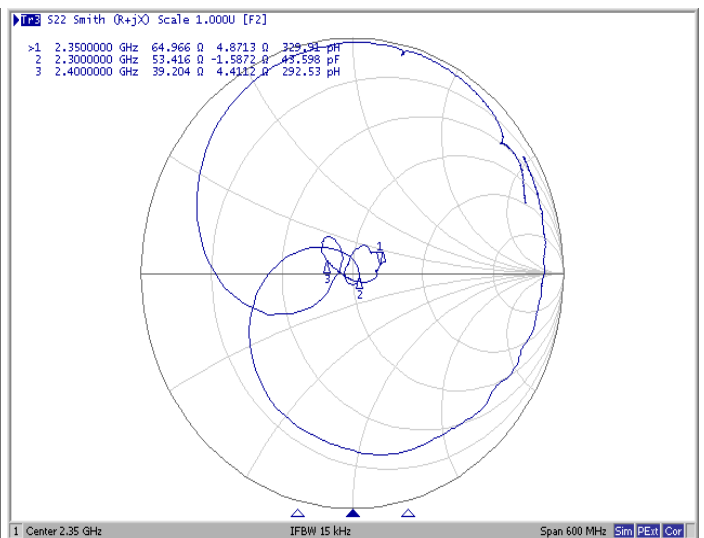
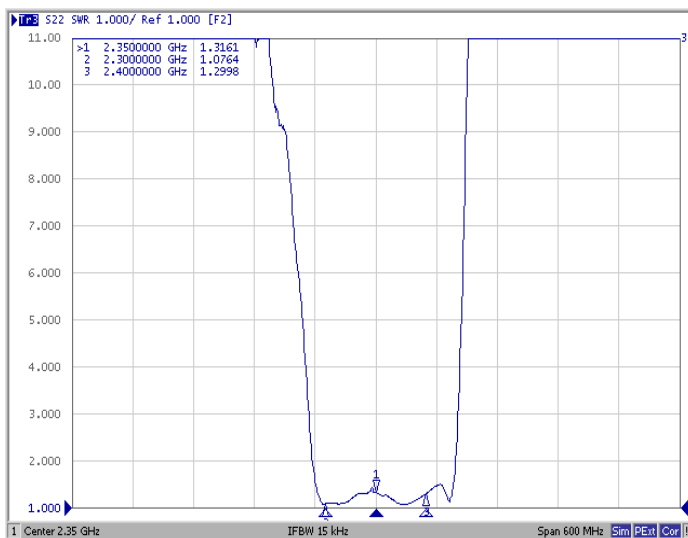
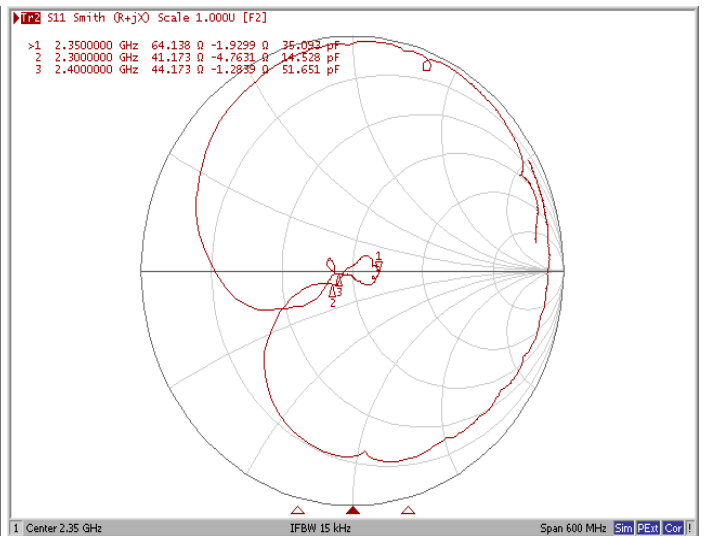
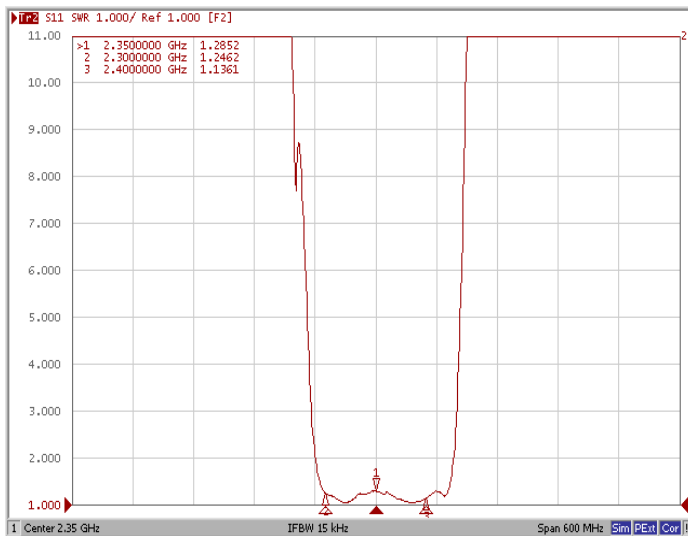
Approval Sheet

Typical Frequency Response

Input-Output insertion

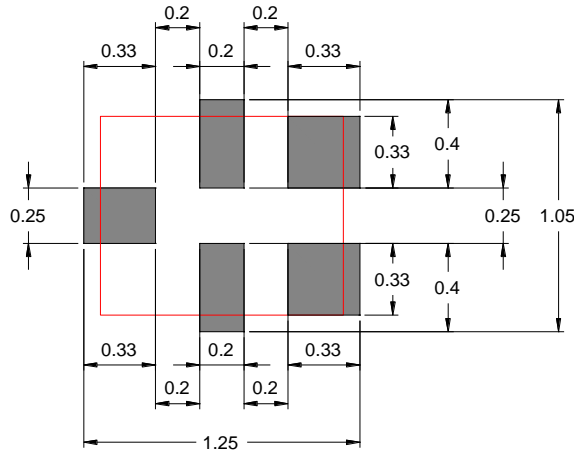


■ VSWR / Smith chart



Approval Sheet

Solder Land Pattern



Package Outline

Land Pattern

Unit : mm

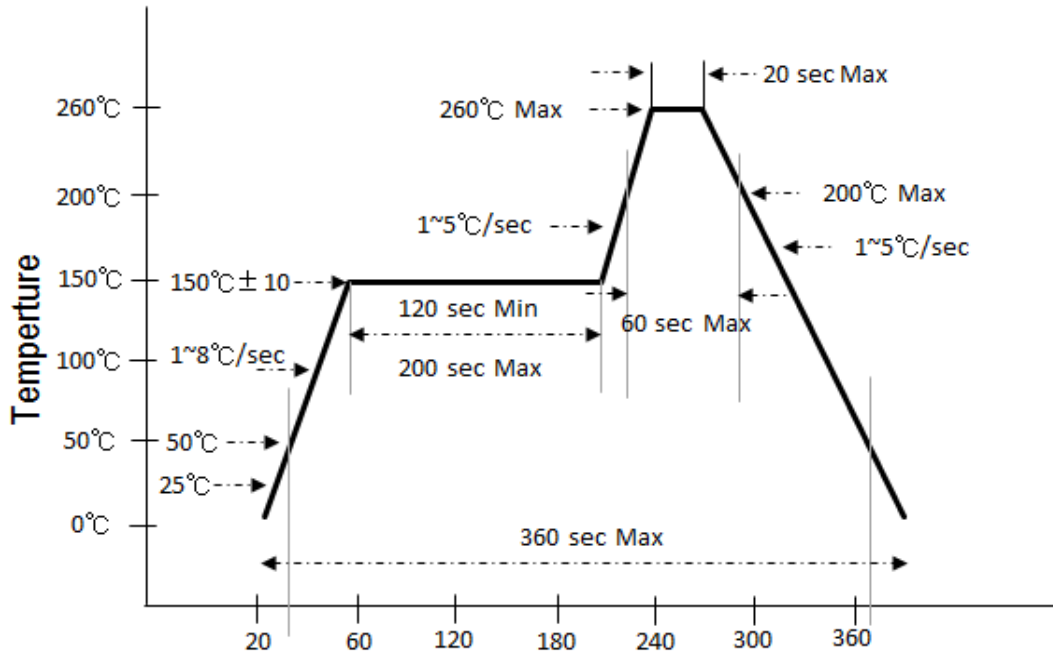
Reliability Test

Test	Procedure/Test method	Requirements
Vibration	*Frequency : 10Hz ~ 55Hz *Total amplitude : 1.5mm *Sweep period : 1.0 minute *Vibration directions : 3 mutually perpendicular *Duration : 2 hours / direct	After the test, specimen would be kept at room temperature for 2 hours. And then the measured values shall fulfill the Electrical Specifications.
Drop test	*Height : 1.0 m *Test surface : Rigid surface of concrete or steel *Times : 10 times	
Static humidity	*Temperature : +70°C± 2°C *Relative humidity : 90% *Duration : 96 hours	
Temperature cycling	1. 30 minutes at -40°C, 2. 30 minutes at +85°C, *cycle time : 100 times	
High temperature exposure	*Exposure temperature : 85°C± 5°C *Exposure duration : 240 hours	
Low temperature exposure	*Exposure temperature : -40°C± 5°C *Exposure duration : 240 hours	
Reflow soldering	*Temperature / Duration : 275°C / 10sec *Total time : 6 minute (IR-reflow)	

Approval Sheet

Soldering Condition

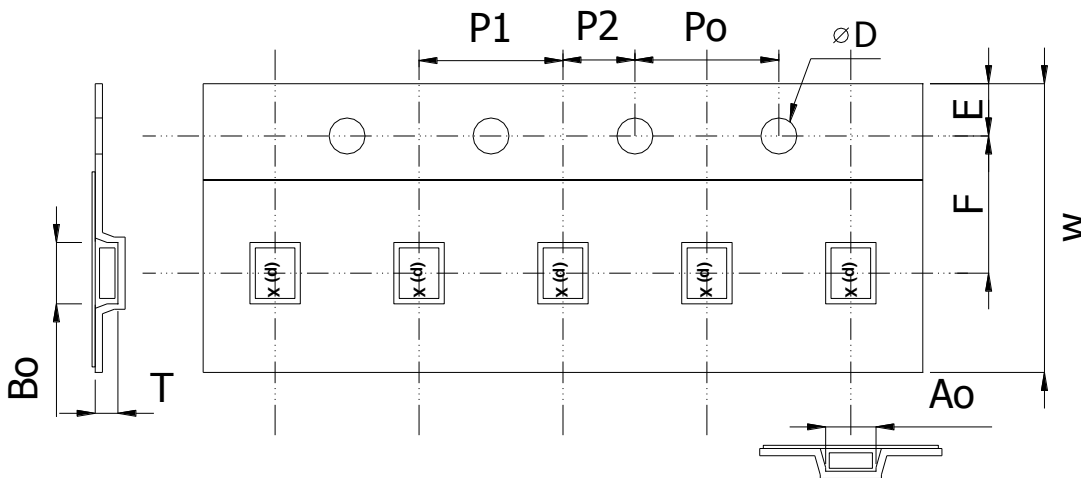
260°C Suggested Solder Reflow



Ordering Code

SF	1109	2350	B40	04	T
Series SF : SAW Filter	Dimension code Per 2 digits of Length, Width 1109= Length 1.1mm Width 0.9mm	Frequency 2350 : Center Freq (2350MHz)	Application B40 : LTE Band 40	Serial Number Design Code	Packing T : Reeled

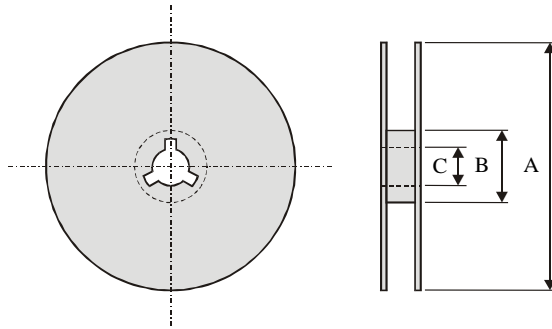
Packing



Plastic Tape specifications

Index	Ao	Bo	φD	T	W
Dimension (mm)	1.10 ± 0.10	1.3 ± 0.10	1.55 ± 0.05	0.70 ± 0.10	8.0 ± 0.20
Index	E	F	Po	P1	P2
Dimension (mm)	1.75 ± 0.10	3.50 ± 0.05	4.00 ± 0.10	4.00 ± 0.10	2.0 ± 0.10

Reel Dimensions



Index	A	B	C
Dimension (mm)	$\Phi 180.0 +0/-1.5$	$\Phi 66.0 \pm 0.5$	$\Phi 13.0 \pm 0.2$

Note : The product shall be packed properly not to be damaged during transportation and storage.

Taping Quantity : 5000 pieces per 7" reel

Caution Of Handling

Limitation of Applications

Please contact us before using our products for the applications listed below which require especially high reliability for the prevention of defects, which might directly cause damage to the third party's life, body or property.

- (1) Aircraft equipment
- (2) Aerospace equipment
- (3) Undersea equipment
- (4) Medical equipment
- (5) Disaster prevention / crime prevention equipment
- (6) Traffic signal equipment
- (7) Transportation equipment (vehicles, trains, ships, etc.)
- (8) Applications of similar complexity and /or reliability requirements to the applications listed in the above.

Storage Condition

- (1) Products should be used in 6 months from the day of WALSIN outgoing inspection, which can be confirmed.
- (2) Storage environment condition.
 - Products should be storage in the warehouse on the following conditions.
 - Temperature : -10 to +40°C
 - Humidity : 30 to 70% relative humidity
 - Don't keep products in corrosive gases such as sulfur. Chlorine gas or acid or it may cause oxidization of electrode, resulting in poor solderability.
 - Products should be storage on the palette for the prevention of the influence from humidity, dust and son on.
 - Products should be storage in the warehouse without heat shock, vibration, direct sunlight and so on.
 - Products should be storage under the airtight packaged condition.

Important Notes

- (1) This device should not be used in any type of fluid such as water, oil, organic solvent, etc.
- (2) Cleaning agent isopropyl alcohol and ethyl alcohol can be used.
- (3) As rapid temperature change for cleaning after reflow soldering might be a cause of degradation or destruction, clean this component after confirming that temperature of this component goes down to room temperature.
- (4) As ultrasonic vibration might be a cause of degradation or destruction, do not use ultrasonic cleaning.
- (5) This device follows JEDEC standards for moisture classifications.
The following this device is classified as **Moisture Sensitive Level 3**
This device is moisture sensitive and need to be handled within proper MSL 3 guidelines to avoid damage from moisture absorption and exposure to solder reflow temperatures that can result in yield and reliability degradation
- (6) This is an **Electrostatic Sensitive Device**.
Please avoid static voltage during operation and storage.
- (7) Sudden change of temperature shall be avoided, deterioration of the characteristics can occur.
- (8) If any malfunction due to designing or manufacturing which is out of specification occurs within one year after the products have been delivered, the maker should exchange the defective products.

单击下面可查看定价，库存，交付和生命周期等信息

[>>Walsin Technology\(华新科技\(华科\)\)](#)

[>>点击查看相关商品](#)