

APPROVAL SHEET

MULTILAYER CERAMIC CAPACITORS

Automotive Capacitors Series (MG)

0201 to 1812 Sizes

NP0, X7R, X5R, Dielectrics,

6.3V to 1000V

Halogen Free & RoHS Compliance



*Contents in this sheet are subject to change without prior notice.

Multilayer Ceramic Capacitors

1. DESCRIPTION

MLCC consists of a conducting material and electrodes. To manufacture a chip-type SMT and achieve miniaturization, high density and high efficiency, ceramic condensers are used.

WTC's MG series MLCC is made by NP0, X7R & X5R dielectrics and which provides product with high electrical precision, stability and reliability. Besides, MG series MLCC is tighten controlling in quality in line to assure quality performance in automotive applications.

2. FEATURES

- a. A wide selection of sizes is available (0402 to 1812).
- b. High capacitance in given case size.
- c. Capacitor with lead-free termination (pure Tin).

3. APPLICATIONS

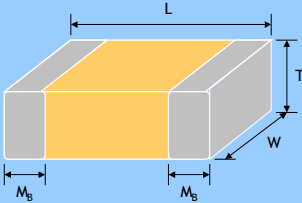
- a. For Navigation & Information equipments.
- b. For entertainment equipments
- c. For comfortable equipments.

4. HOW TO ORDER

<u>MG</u>	<u>31</u>	<u>B</u>	<u>104</u>	<u>K</u>	<u>500</u>	<u>C</u>	<u>I</u>
<u>Series</u>	<u>Size</u>	<u>Dielectric</u>	<u>Capacitance</u>	<u>Tolerance</u>	<u>Rated voltage</u>	<u>Termination</u>	<u>Packaging style</u>
MG= Automotive (without AEC-Q200 certification)	03= 0201 (0603) 15= 0402 (1005) 18= 0603 (1608) 21= 0805 (2012) 31= 1206 (3216) 32= 1210 (3225) 43= 1812 (4532)	N= NP0 (C0G) B= X7R X= X5R	Two significant digits followed by no. of zeros. And R is in place of decimal point. eg.: 0R5=0.5pF 1R0=1.0pF 104=10x10 ⁴ =100nF	B= ±0.1pF C= ±0.25pF D= ±0.5pF F= ±1% G= ±2% J= ±5% K= ±10% M= ±20%	Two significant digits followed by no. of zeros. And R is in place of decimal point. 6R3= 6.3 VDC 100= 10 VDC 160= 16 VDC 250= 25 VDC 500= 50 VDC 101= 100 VDC 201= 200 VDC 251= 250 VDC 501= 500 VDC 631= 630 VDC 102= 1000 VDC	C= Cu/Ni/Sn	T= 7" reeled G= 13" reeled

Multilayer Ceramic Capacitors

5. EXTERNAL DIMENSIONS

Outline	Size Inch (mm)	L (mm)	W (mm)	T (mm)/Symbol	Soldering Method *	M _B (mm)
 <p>Fig. 1 The outline of MLCC</p>	01R5 (0402)	0.4±0.02	0.2±0.02	0.2±0.02	V R	0.10±0.03
	0201 (0603)	0.6±0.03	0.3±0.03	0.3±0.03	L R	0.15±0.05
		0.6±0.05 ^{#2}	0.3±0.05 ^{#2}	0.3±0.05 ^{#2}		
		0.6±0.09 ^{#3}	0.3±0.09 ^{#3}	0.3±0.09 ^{#3}		
	0402 (1005)	1.00±0.05	0.50±0.05	0.50±0.05	N R	0.25
				0.50±0.02/-0.05	Q R	
	0603 (1608)	1.60±0.15/-0.10	0.80±0.15/-0.10	0.50±0.10	S R / W	0.40±0.15
				0.80±0.15/-0.10	X R / W	
	0805 (2012)	2.00±0.15	1.25±0.10	0.50±0.10	H R / W	0.50±0.20
				0.60±0.10	A R / W	
				0.80±0.10	B R / W	
				1.25±0.10	D R	
				2.00±0.20	1.25±0.20	
	1206 (3216)	3.20±0.15	1.60±0.15	0.80±0.10	B R / W	0.60±0.20 (0.5±0.25) ^{***}
				0.95±0.10	C R	
				1.25±0.10	D R	
				1.15±0.15	J R	
				3.20±0.20	1.60±0.20	
	1210 (3225)	3.20±0.30	2.50±0.20	0.85±0.10	T R / W	0.75±0.25
				0.95±0.10	C R	
1.25±0.10				D R		
1.60±0.20				G R		
2.00±0.20				K R		
2.50±0.30				M R		
1808 (4520)	4.50±0.40 (4.5+0.5/-0.3) ^{**}	2.03±0.25	1.25±0.10	D R	0.75±0.25 (0.5±0.25) ^{***}	
			1.40±0.15	F R		
			1.60±0.20	G R		
			2.00±0.20	K R		
1812 (4532)	4.50±0.40 (4.5+0.5/-0.3) ^{**}	3.20±0.30	1.25±0.10	D R	0.75±0.25 (0.5±0.25) ^{***}	
			1.60±0.20	G R		
		3.20±0.40	2.00±0.20	K R		
			2.50±0.30	M R		
			2.80±0.30	U R		

* R = Reflow soldering process ; W = Wave soldering process.

** For 1808/1812/1825_200V~4000V and safety certificated products.

*** For 1206_≥1000V, 1808/1812_200V~4000V and safety certificated products.

#1: For 0603/Cap ≥10μF or 0603(≤6.3V)/Cap ≥4.7μF or 0603(>10V)/Cap >1μF products.

#2: For 0201/ 0.1uF < Cap < 0.68uF products, Excluding 0201X334~474(≤6.3V) & 0201X224(≤10V).

#3: For 0201/Cap ≥0.68μF products.

#4: For 1210(100V)/Cap >1μF or 1210(250V)/Cap >0.47μF or 1210(400V~630V)/Cap >0.22μF.

Multilayer Ceramic Capacitors

6. GENERAL ELECTRICAL DATA

Dielectric	NP0	X7R	X5R
Size	0201, 0402, 0603, 0805, 1206, 1210, 1812		
Capacitance range*	0.1pF to 0.047μF	100pF to 2.2μF	0.068μF to 10μF
Capacitance tolerance**	Cap≤5pF: B (±0.1pF), C (±0.25pF) 5pF<Cap<10pF: C (±0.25pF), D (±0.5pF) Cap≥10pF: F (±1%), G (±2%), J (±5%)		
Rated voltage (WVDC)	10V, 16V, 25V, 50V, 100V, 200V, 250V, 500V, 630V, 1000V		6.3V, 10V, 16V, 25V
Tan δ*	Cap<30pF: Q≥400+20C Cap≥30pF: Q≥1000	Note 1	
Operating temperature	-55 to +125°C		-55 to +85°C
Capacitance characteristic	±30ppm/°C		±15%
Termination	Ni/Sn (lead-free termination)		

* Measured at the condition of 30~70% related humidity.

NP0: Apply 1.0±0.2Vrms, 1.0MHz±10% for Cap≤1000pF and 1.0±0.2Vrms, 1.0kHz±10% for Cap>1000pF, 25°C at ambient temperature
Measured at 1.0±0.2Vrms, 1.0kHz±10% for C≤10μF; 0.5±0.2Vrms, 120Hz±20% for C>10μF, 30~70% related humidity, 25°C ambient temperature for X7R, X5R.

** Preconditioning for Class II MLCC: Perform a heat treatment at 150±10°C for 1 hour, then leave in a mbient condition for 24±2 hours before measurement.

Note 1:

X7R/X5R

Rated vol.	D.F. ≤	Exception of D.F. ≤	
≥ 100V	≤ 2.5%	≤ 3%	1206 ≥ 0.47μF
		≤ 5%	0603 ≥ 0.068μF; 0805 > 0.1μF; 1206 ≥ 1μF; 1210 ≥ 2.2μF
		≤ 10%	0805 > 0.22μF; 1210 ≥ 3.3μF
50V	≤ 2.5%	≤ 3%	0201(50V); 0603 ≥ 0.047μF; 0805 ≥ 0.18μF; 1206 ≥ 0.47μF
		≤ 5%	0201 ≥ 0.01μF; 1210 ≥ 3.3μF
		≤ 10%	0402 ≥ 0.012μF; 0603 > 0.1μF; 0805 ≥ 1μF (0805/X7R > 0.47μF); 1206 ≥ 2.2μF; 1210 ≥ 10μF
		≤ 12.5%	1206 ≥ 10μF
35V	≤ 3.5%	≤ 10%	0603 ≥ 1μF; 0805 ≥ 2.2μF; 1206 ≥ 2.2μF; 1210 ≥ 10μF
25V	≤ 3.5%	≤ 5%	0201 ≥ 0.01μF; 0805 ≥ 1μF; 1210 ≥ 10μF*
		≤ 7%	0603 ≥ 0.33μF
		≤ 10%	0201 ≥ 0.1μF; 0402 ≥ 0.10μF (0402/X7R ≥ 0.056μF); 0603 ≥ 0.47μF; 0805 ≥ 2.2μF; 1206 ≥ 4.7μF; 1210 ≥ 22μF (1210/X5R ≥ 10μF)*
		≤ 12.5%	0402 ≥ 0.47μF; 0805/X5R = 10μF
16V	≤ 3.5%	≤ 5%	0201 ≥ 0.01μF; 0402 ≥ 0.033μF; 0603 ≥ 0.15μF; 0805 ≥ 0.68μF; 1206 ≥ 2.2μF; 1210 ≥ 4.7μF
		≤ 10%	0201 ≥ 0.1μF (0201/X7R ≥ 0.022μF); 0402 ≥ 0.22μF; 0603 > 0.47μF; 0805 ≥ 2.2μF; 1206 ≥ 4.7μF; 1210 ≥ 22μF
		≤ 15%	0805/X5R = 10μF
10V	≤ 5%	≤ 10%	0201 ≥ 0.012μF; 0402 ≥ 0.22μF; 0603 ≥ 0.33μF; 0805 ≥ 2.2μF; 1206 ≥ 2.2μF; 1210 ≥ 22μF; 01R5/X5R
		≤ 12.5%	0805/X5R = 10μF
		≤ 15%	0201 ≥ 0.1μF (0201/X5R > 0.1μF); 0402 ≥ 1μF; 0603/X5R ≥ 10μF
6.3V	≤ 10%	≤ 15%	0201 ≥ 0.1μF (0201/X5R > 0.1μF); 0402 ≥ 1μF; 0603 ≥ 10μF; 0805 ≥ 4.7μF; 1206 ≥ 47μF; 1210 ≥ 100μF
		≤ 20%	0402 ≥ 2.2μF
		---	---
4V	≤ 15%	---	---

Multilayer Ceramic Capacitors

7. CAPACITANCE RANGE (NP0 Dielectric)

NP0 Dielectric 0201, 0402, 0603 Sizes

DIELECTRIC	NP0																	
	SIZE	0201					0402					0603						
	RATED VOLTAGE	10	16	25	50	100	10	16	25	50	100	10	16	25	50	100	200	250
Capacitance	0.1pF (0R1)	L	L	L	L	L	N	N	N	N	N							
	0.2pF (0R2)	L	L	L	L	L	N	N	N	N	N							
	0.3pF (0R3)	L	L	L	L	L	N	N	N	N	N							
	0.4pF (0R4)	L	L	L	L	L	N	N	N	N	N							
	0.5pF (0R5)	L	L	L	L	L	N	N	N	N	N	S	S	S	S	S	S	S
	0.6pF (0R6)	L	L	L	L	L	N	N	N	N	N	S	S	S	S	S	S	S
	0.7pF (0R7)	L	L	L	L	L	N	N	N	N	N	S	S	S	S	S	S	S
	0.8pF (0R8)	L	L	L	L	L	N	N	N	N	N	S	S	S	S	S	S	S
	0.9pF (0R9)	L	L	L	L	L	N	N	N	N	N	S	S	S	S	S	S	S
	1.0pF (1R0)	L	L	L	L	L	N	N	N	N	N	S	S	S	S	S	S	S
	1.2pF (1R2)	L	L	L	L	L	N	N	N	N	N	S	S	S	S	S	S	S
	1.5pF (1R5)	L	L	L	L	L	N	N	N	N	N	S	S	S	S	S	S	S
	1.8pF (1R8)	L	L	L	L	L	N	N	N	N	N	S	S	S	S	S	S	S
	2.0pF (2R0)	L	L	L	L	L	N	N	N	N	N	S	S	S	S	S	S	S
	2.2pF (2R2)	L	L	L	L	L	N	N	N	N	N	S	S	S	S	S	S	S
	2.7pF (2R7)	L	L	L	L	L	N	N	N	N	N	S	S	S	S	S	S	S
	3.0pF (3R0)	L	L	L	L	L	N	N	N	N	N	S	S	S	S	S	S	S
	3.3pF (3R3)	L	L	L	L	L	N	N	N	N	N	S	S	S	S	S	S	S
	3.9pF (3R9)	L	L	L	L	L	N	N	N	N	N	S	S	S	S	S	S	S
	4.0pF (4R0)	L	L	L	L	L	N	N	N	N	N	S	S	S	S	S	S	S
	4.7pF (4R7)	L	L	L	L	L	N	N	N	N	N	S	S	S	S	S	S	S
	5.0pF (5R0)	L	L	L	L	L	N	N	N	N	N	S	S	S	S	S	S	S
	5.6pF (5R6)	L	L	L	L	L	N	N	N	N	N	S	S	S	S	S	S	S
	6.0pF (6R0)	L	L	L	L	L	N	N	N	N	N	S	S	S	S	S	S	S
	6.8pF (6R8)	L	L	L	L	L	N	N	N	N	N	S	S	S	S	S	S	S
	7.0pF (7R0)	L	L	L	L	L	N	N	N	N	N	S	S	S	S	S	S	S
	8.0pF (8R0)	L	L	L	L	L	N	N	N	N	N	S	S	S	S	S	S	S
	8.2pF (8R2)	L	L	L	L	L	N	N	N	N	N	S	S	S	S	S	S	S
	9.0pF (9R0)	L	L	L	L	L	N	N	N	N	N	S	S	S	S	S	S	S
	10pF (100)	L	L	L	L	L	N	N	N	N	N	S	S	S	S	S	S	S
	12pF (120)	L	L	L	L	L	N	N	N	N	N	S	S	S	S	S	S	S
	15pF (150)	L	L	L	L	L	N	N	N	N	N	S	S	S	S	S	S	S
	18pF (180)	L	L	L	L	L	N	N	N	N	N	S	S	S	S	S	S	S
	22pF (220)	L	L	L	L	L	N	N	N	N	N	S	S	S	S	S	S	S
	27pF (270)	L	L	L	L	L	N	N	N	N	N	S	S	S	S	S	S	S
	33pF (330)	L	L	L	L	L	N	N	N	N	N	S	S	S	S	S	S	S
	39pF (390)	L	L	L	L	L	N	N	N	N	N	S	S	S	S	S	S	S
	47pF (470)	L	L	L	L	L	N	N	N	N	N	S	S	S	S	S	S	S
	56pF (560)	L	L	L	L	L	N	N	N	N	N	S	S	S	S	S	S	S
	68pF (680)	L	L	L	L	L	N	N	N	N	N	S	S	S	S	S	S	S
	82pF (820)	L	L	L	L	L	N	N	N	N	N	S	S	S	S	S	S	S
	100pF (101)	L	L	L	L	L	N	N	N	N	N	S	S	S	S	S	S	S
120pF (121)	L	L	L	L	L	N	N	N	N	N	S	S	S	S	S	S	S	
150pF (151)						N	N	N	N	N	S	S	S	S	S	S	S	
180pF (181)						N	N	N	N	N	S	S	S	S	S	S	S	
220pF (221)						N	N	N	N	N	S	S	S	S	S	S	S	
270pF (271)						N	N	N	N	N	S	S	S	S	S	X	X	
330pF (331)						N	N	N	N	N	S	S	S	S	S	X	X	
390pF (391)						N	N	N	N	N	S	S	S	S	S	X	X	
470pF (471)						N	N	N	N	N	S	S	S	S	S	X	X	
560pF (561)						N	N	N	N	N	S	S	S	S	S			
680pF (681)						N	N	N	N	N	S	S	S	S	S			
820pF (821)						N	N	N	N	N	S	S	S	S	S			
1,000pF (102)						N	N	N	N	N	S	S	S	S	S			
1,200pF (122)											X	X	X	X				
1,500pF (152)											X	X	X	X				
1,800pF (182)											X	X	X	X				
2,200pF (222)											X	X	X	X				
2,700pF (272)											X	X	X	X				
3,300pF (332)											X	X	X	X				
3,900pF (392)																		
4,700pF (472)																		
5,600pF (562)																		
6,800pF (682)																		
8,200pF (822)																		
0.01μF (103)																		

1. The letter in cell is expressed the symbol of product thickness.
2. For more information about products with special capacitance or other data, please contact WTC local representative.

Multilayer Ceramic Capacitors
NP0 Dielectric 0805 Size (Continued)

DIELECTRIC		NP0								
SIZE		0805								
RATED VOLTAGE		10	16	25	50	100	200	250	500	630
Capacitance	0.5pF (0R5)	A	A	A	A	A	A	A	A	A
	0.6pF (0R6)	A	A	A	A	A	A	A	A	A
	0.7pF (0R7)	A	A	A	A	A	A	A	A	A
	0.8pF (0R8)	A	A	A	A	A	A	A	A	A
	0.9pF (0R9)	A	A	A	A	A	A	A	A	A
	1.0pF (1R0)	A	A	A	A	A	A	A	A	A
	1.2pF (1R2)	A	A	A	A	A	A	A	A	A
	1.5pF (1R5)	A	A	A	A	A	A	A	A	A
	1.8pF (1R8)	A	A	A	A	A	A	A	A	A
	2.2pF (2R2)	A	A	A	A	A	A	A	A	A
	2.7pF (2R7)	A	A	A	A	A	A	A	A	A
	3.3pF (3R3)	A	A	A	A	A	A	A	A	A
	3.9pF (3R9)	A	A	A	A	A	A	A	A	A
	4.7pF (4R7)	A	A	A	A	A	A	A	A	A
	5.6pF (5R6)	A	A	A	A	A	A	A	A	A
	6.8pF (6R8)	A	A	A	A	A	A	A	A	A
	8.2pF (8R2)	A	A	A	A	A	A	A	A	A
	10pF (100)	A	A	A	A	A	A	A	A	A
	12pF (120)	A	A	A	A	A	A	A	A	A
	15pF (150)	A	A	A	A	A	A	A	A	A
	18pF (180)	A	A	A	A	A	A	A	A	A
	22pF (220)	A	A	A	A	A	A	A	A	A
	27pF (270)	A	A	A	A	A	A	A	A	A
	33pF (330)	A	A	A	A	A	A	A	A	A
	39pF (390)	A	A	A	A	A	A	A	A	A
	47pF (470)	A	A	A	A	A	A	A	A	A
	56pF (560)	A	A	A	A	A	A	A	A	A
	68pF (680)	A	A	A	A	A	A	A	A	A
	82pF (820)	A	A	A	A	A	A	A	B	B
	100pF (101)	A	A	A	A	A	B	B	B	B
	120pF (121)	A	A	A	A	A	B	B	D	D
	150pF (151)	A	A	A	A	A	D	D	D	D
	180pF (181)	A	A	A	A	A	D	D	D	D
	220pF (221)	A	A	A	A	A	D	D	D	D
	270pF (271)	A	A	A	A	A	D	D	D	D
	330pF (331)	A	A	A	A	A	D	D	D	D
	390pF (391)	B	B	B	B	B	D	D	D	D
	470pF (471)	B	B	B	B	B	D	D	I	I
	560pF (561)	B	B	B	B	B	D	D	I	I
	680pF (681)	B	B	B	B	B	D	D	I	I
820pF (821)	B	B	B	B	B	D	D	I	I	
1,000pF (102)	B	B	B	B	B	D	D	I	I	
1,200pF (122)	B	B	B	B	B	D	D			
1,500pF (152)	B	B	B	B	B	D	D			
1,800pF (182)	B	B	B	B	B	D	D			
2,200pF (222)	B	B	B	B	B	D	D			
2,700pF (272)	D	D	D	D	D					
3,300pF (332)	D	D	D	D	D					
3,900pF (392)	D	D	D	D	D					
4,700pF (472)	D	D	D	D	D					
5,600pF (562)	D	D	D	D	D					
6,800pF (682)	D	D	D	D	D					
8,200pF (822)	D	D	D	D	D					
0.01μF (103)	D	D	D	D	D					

Multilayer Ceramic Capacitors

Approval Sheet

NPO Dielectric 1206 Size (Continued)

DIELECTRIC	NPO									
	1206									
	10	16	25	50	100	200	250	500	630	1000
SIZE										
RATED VOLTAGE										
1.0pF (1R0)										
1.2pF (1R2)	B	B	B	B	B	B	B	B	B	B
1.5pF (1R5)	B	B	B	B	B	B	B	B	B	B
1.8pF (1R8)	B	B	B	B	B	B	B	B	B	B
2.2pF (2R2)	B	B	B	B	B	B	B	B	B	B
2.7pF (2R7)	B	B	B	B	B	B	B	B	B	B
3.3pF (3R3)	B	B	B	B	B	B	B	B	B	B
3.9pF (3R9)	B	B	B	B	B	B	B	B	B	B
4.7pF (4R7)	B	B	B	B	B	B	B	B	B	B
5.6pF (5R6)	B	B	B	B	B	B	B	B	B	B
6.8pF (6R8)	B	B	B	B	B	B	B	B	B	B
8.2pF (8R2)	B	B	B	B	B	B	B	B	B	B
10pF (100)	B	B	B	B	B	B	B	B	B	B
12pF (120)	B	B	B	B	B	B	B	B	B	B
15pF (150)	B	B	B	B	B	B	B	B	B	B
18pF (180)	B	B	B	B	B	B	B	B	B	B
22pF (220)	B	B	B	B	B	B	B	B	B	D
27pF (270)	B	B	B	B	B	B	B	B	B	D
33pF (330)	B	B	B	B	B	B	B	B	B	D
39pF (390)	B	B	B	B	B	B	B	B	B	D
47pF (470)	B	B	B	B	B	B	B	B	B	D
56pF (560)	B	B	B	B	B	B	B	B	B	D
68pF (680)	B	B	B	B	B	B	B	B	B	D
82pF (820)	B	B	B	B	B	B	B	B	B	D
100pF (101)	B	B	B	B	B	B	B	B	B	D
120pF (121)	B	B	B	B	B	B	B	B	B	D
150pF (151)	B	B	B	B	B	B	B	B	B	D
180pF (181)	B	B	B	B	B	B	B	B	B	D
220pF (221)	B	B	B	B	B	B	B	B	B	G
270pF (271)	B	B	B	B	B	B	C	C	C	G
330pF (331)	B	B	B	B	B	B	C	C	C	G
390pF (391)	B	B	B	B	B	B	C	C	C	G
470pF (471)	B	B	B	B	B	B	C	C	C	G
560pF (561)	B	B	B	B	B	B	D	D	D	G
680pF (681)	B	B	B	B	B	B	D	D	D	G
820pF (821)	B	B	B	B	B	B	D	D	D	G
1,000pF (102)	B	B	B	B	B	B	D	D	D	G
1,200pF (122)	B	B	B	B	B	B	D	D	D	G
1,500pF (152)	B	B	B	B	B	B	D	D	D	G
1,800pF (182)	B	B	B	B	B	B	D	D	D	G
2,200pF (222)	B	B	B	B	B	B	D	D	D	G
2,700pF (272)	B	B	B	B	B	B	D	D	D	G
3,300pF (332)	B	B	B	B	B	B	D	D	D	G
3,900pF (392)	B	B	B	B	B	B	D	D	D	G
4,700pF (472)	B	B	B	B	B	B	D	D	D	G
5,600pF (562)	B	B	B	B	B	B	D	D	D	G
6,800pF (682)	C	C	C	C	C	C				
8,200pF (822)	D	D	D	D	D	D				
0.01μF (103)	D	D	D	D	D	D				

Multilayer Ceramic Capacitors

Approval Sheet

NP0 Dielectric 1210 Size (Continued)

DIELECTRIC	NP0										
	SIZE	1210									
		RATED VOLTAGE	10	16	25	50	100	200	250	500	630
Capacitance	10pF (100)	C	C	C	C	C	C	C	C	C	C
	12pF (120)	C	C	C	C	C	C	C	C	C	C
	15pF (150)	C	C	C	C	C	C	C	C	C	C
	18pF (180)	C	C	C	C	C	C	C	C	C	C
	22pF (220)	C	C	C	C	C	C	C	C	C	C
	27pF (270)	C	C	C	C	C	C	C	C	C	C
	33pF (330)	C	C	C	C	C	C	C	C	C	C
	39pF (390)	C	C	C	C	C	C	C	C	C	C
	47pF (470)	C	C	C	C	C	C	C	C	C	C
	56pF (560)	C	C	C	C	C	C	C	C	C	C
	68pF (680)	C	C	C	C	C	C	C	C	C	C
	82pF (820)	C	C	C	C	C	C	C	C	C	C
	100pF (101)	C	C	C	C	C	C	C	C	C	D
	120pF (121)	C	C	C	C	C	C	C	C	C	D
	150pF (151)	C	C	C	C	C	C	C	C	C	D
	180pF (181)	C	C	C	C	C	C	C	C	C	D
	220pF (221)	C	C	C	C	C	C	C	C	C	G
	270pF (271)	C	C	C	C	C	C	C	C	C	G
	330pF (331)	C	C	C	C	C	C	C	C	C	G
	390pF (391)	C	C	C	C	C	C	C	C	C	G
	470pF (471)	C	C	C	C	C	C	C	C	C	G
	560pF (561)	C	C	C	C	C	C	C	C	C	G
	680pF (681)	C	C	C	C	C	C	C	C	C	G
	820pF (821)	C	C	C	C	C	C	C	C	C	G
	1,000pF (102)	C	C	C	C	C	D	D	D	D	G
	1,200pF (122)	C	C	C	C	C	D	D	D	D	
	1,500pF (152)	C	C	C	C	C	D	D	D	D	
	1,800pF (182)	C	C	C	C	C	D	D	D	D	
	2,200pF (222)	C	C	C	C	C	D	D	D	D	
	2,700pF (272)	C	C	C	C	C	D	D	D	D	
	3,300pF (332)	C	C	C	C	C	D	D	D	D	
	3,900pF (392)	C	C	C	C	C	D	D	D	D	
	4,700pF (472)	C	C	C	C	C	G	G	G	G	
	5,600pF (562)	C	C	C	C	C	G	G	G	G	
	6,800pF (682)	C	C	C	C	C	G	G	G	G	
	8,200pF (822)	C	C	C	C	C	G	G	G	G	
	0.010μF (103)	C	C	C	C	C	G	G	K	K	
	0.012μF (123)	D	D	D	D	D	M	M	M	M	
	0.015μF (153)	D	D	D	D	D	M	M	M	M	
	0.018μF (183)	K	K	K	K	K					
0.022μF (223)	K	K	K	K	K						
0.027μF (273)	K	K	K	K	K						
0.033μF (333)	K	K	K	K	K						
0.039μF (393)	K	K	K	K	K						
0.047μF (473)	K	K	K	K	K						

Multilayer Ceramic Capacitors
NP0 Dielectric 1812 Size (Continued)

DIELECTRIC	NP0				
	1812				
SIZE	10	16	25	50	100
RATED VOLTAGE (VDC)	10	16	25	50	100
10pF (100)					D
12pF (120)					D
15pF (150)					D
18pF (180)					D
22pF (220)					D
27pF (270)					D
33pF (330)					D
39pF (390)					D
47pF (470)					D
56pF (560)					D
68pF (680)					D
82pF (820)					D
100pF (101)					D
120pF (121)					D
150pF (151)					D
180pF (181)					D
220pF (221)					D
270pF (271)					D
330pF (331)					D
390pF (391)					D
470pF (471)					D
560pF (561)					D
680pF (681)					D
820pF (821)					D
1,000pF (102)	D	D	D	D	D
1,200pF (122)	D	D	D	D	D
1,500pF (152)	D	D	D	D	D
1,800pF (182)	D	D	D	D	D
2,200pF (222)	D	D	D	D	D
2,700pF (272)	D	D	D	D	D
3,300pF (332)	D	D	D	D	D
3,900pF (392)	D	D	D	D	D
4,700pF (472)	D	D	D	D	D
5,600pF (562)	D	D	D	D	D
6,800pF (682)	D	D	D	D	D
8,200pF (822)	D	D	D	D	D
0.010μF (103)	D	D	D	D	D
0.012μF (123)	D	D	D	D	D
0.015μF (153)	D	D	D	D	D
0.018μF (183)	D	D	D	D	D
0.022μF (223)	D	D	D	D	D
0.027μF (273)	D	D	D	D	D
0.033μF (333)	D	D	D	D	D
0.039μF (393)					

1. The letter in cell is expressed the symbol of product thickness.
2. For more information about products with special capacitance or other data, please contact WTC local representative.

Multilayer Ceramic Capacitors

8. CAPACITANCE RANGE (X7R Dielectric)

X7R Dielectric 0201, 0402, 0603 Sizes

DIELECTRIC	X7R													
	SIZE	0201				0402				0603				
	RATED VOLTAGE	10	16	25	50	10	16	25	50	10	16	25	50	100
Capacitance	100pF (101)	L	L	L	L	N	N	N	N	S	S	S	S	S
	120pF (121)	L	L	L	L	N	N	N	N	S	S	S	S	S
	150pF (151)	L	L	L	L	N	N	N	N	S	S	S	S	S
	180pF (181)	L	L	L	L	N	N	N	N	S	S	S	S	S
	220pF (221)	L	L	L	L	N	N	N	N	S	S	S	S	S
	270pF (271)	L	L	L	L	N	N	N	N	S	S	S	S	S
	330pF (331)	L	L	L	L	N	N	N	N	S	S	S	S	S
	390pF (391)	L	L	L	L	N	N	N	N	S	S	S	S	S
	470pF (471)	L	L	L	L	N	N	N	N	S	S	S	S	S
	560pF (561)	L	L	L	L	N	N	N	N	S	S	S	S	S
	680pF (681)	L	L	L	L	N	N	N	N	S	S	S	S	S
	820pF (821)	L	L	L	L	N	N	N	N	S	S	S	S	S
	1,000pF (102)	L	L	L	L	N	N	N	N	S	S	S	S	S
	1,200pF (122)	L	L	L		N	N	N	N	S	S	S	S	S
	1,500pF (152)	L	L	L		N	N	N	N	S	S	S	S	S
	1,800pF (182)	L	L	L		N	N	N	N	S	S	S	S	S
	2,200pF (222)	L	L	L		N	N	N	N	S	S	S	S	S
	2,700pF (272)	L	L	L		N	N	N	N	S	S	S	S	S
	3,300pF (332)	L	L	L		N	N	N	N	S	S	S	S	S
	3,900pF (392)	L	L	L		N	N	N	N	S	S	S	S	S
	4,700pF (472)	L	L	L		N	N	N	N	S	S	S	S	S
	5,600pF (562)	L	L	L		N	N	N	N	S	S	S	S	S
	6,800pF (682)	L				N	N	N	N	S	S	S	S	S
	8,200pF (822)	L				N	N	N	N	S	S	S	S	S
	0.010μF (103)	L				N	N	N	N	S	S	S	S	S
	0.012μF (123)					N	N	N		S	S	S	S	X
	0.015μF (153)					N	N	N		S	S	S	S	X
	0.018μF (183)					N	N	N		S	S	S	S	X
	0.022μF (223)					N	N	N		S	S	S	S	X
	0.027μF (273)					N	N	N		S	S	S	S	X
	0.033μF (333)					N	N	N		S	S	S	X	X
	0.039μF (393)					N	N	N		S	S	S	X	X
	0.047μF (473)					N	N	N		S	S	S	X	X
	0.056μF (563)					N	N	N		S	S	S	X	
	0.068μF (683)					N	N	N		S	S	S	X	
	0.082μF (823)					N	N	N		S	S	S	X	
	0.10μF (104)					N	N	N		S	S	S	X	
	0.12μF (124)									S	S	X		
	0.15μF (154)									S	S	X	X	
	0.18μF (184)									S	S	X		
0.22μF (224)									S	S	X	X		
0.27μF (274)									X	X	X			
0.33μF (334)									X	X	X	X		
0.39μF (394)									X	X	X			
0.47μF (474)									X	X	X			

Multilayer Ceramic Capacitors
X7R Dielectric 0805, 1206 Size

DIELECTRIC		X7R																	
SIZE		0805								1206									
RATED VOLTAGE (VDC)		10	16	25	50	100	200	250	500	630	10	16	25	50	100	200	250	500	630
Capacitance	100pF (101)	B	B	B	B	B	B	B	B	B						D	D	D	D
	120pF (121)	B	B	B	B	B	B	B	B	B						D	D	D	D
	150pF (151)	B	B	B	B	B	B	B	B	B	B	B	B	B	B	D	D	D	D
	180pF (181)	B	B	B	B	B	B	B	B	B	B	B	B	B	B	D	D	D	D
	220pF (221)	B	B	B	B	B	B	B	B	B	B	B	B	B	B	D	D	D	D
	270pF (271)	B	B	B	B	B	B	B	B	B	B	B	B	B	B	D	D	D	D
	330pF (331)	B	B	B	B	B	B	B	B	B	B	B	B	B	B	D	D	D	D
	390pF (391)	B	B	B	B	B	B	B	B	B	B	B	B	B	B	D	D	D	D
	470pF (471)	B	B	B	B	B	B	B	B	B	B	B	B	B	B	D	D	D	D
	560pF (561)	B	B	B	B	B	B	B	B	B	B	B	B	B	B	D	D	D	D
	680pF (681)	B	B	B	B	B	B	B	B	B	B	B	B	B	B	D	D	D	D
	820pF (821)	B	B	B	B	B	B	B	B	B	B	B	B	B	B	D	D	D	D
	1,000pF (102)	B	B	B	B	B	B	B	B	B	B	B	B	B	B	D	D	D	D
	1,200pF (122)	B	B	B	B	B	B	B	B	B	B	B	B	B	B	D	D	D	D
	1,500pF (152)	B	B	B	B	B	B	B	B	B	B	B	B	B	B	D	D	D	D
	1,800pF (182)	B	B	B	B	B	B	B	B	B	B	B	B	B	B	D	D	D	D
	2,200pF (222)	B	B	B	B	B	B	B	B	B	B	B	B	B	B	D	D	D	D
	2,700pF (272)	B	B	B	B	B	B	B	B	B	B	B	B	B	B	D	D	D	D
	3,300pF (332)	B	B	B	B	B	B	B	B	B	B	B	B	B	B	D	D	D	D
	3,900pF (392)	B	B	B	B	B	B	B	B	B	B	B	B	B	B	D	D	D	D
	4,700pF (472)	B	B	B	B	B	B	B	D	D	B	B	B	B	B	D	D	D	D
	5,600pF (562)	B	B	B	B	B	B	B	D	D	B	B	B	B	B	D	D	D	D
	6,800pF (682)	B	B	B	B	B	B	B	D	D	B	B	B	B	B	D	D	D	D
	8,200pF (822)	B	B	B	B	B	B	B	D	D	B	B	B	B	B	D	D	D	D
	0.010μF (103)	B	B	B	B	B	D	D	D	D	B	B	B	B	B	D	D	D	D
	0.012μF (123)	B	B	B	B	B	D	D			B	B	B	B	B	D	D		
	0.015μF (153)	B	B	B	B	B	D	D			B	B	B	B	B	D	D		
	0.018μF (183)	B	B	B	B	B	D	D			B	B	B	B	B	D	D		
	0.022μF (223)	B	B	B	B	B	D	D			B	B	B	B	B	D	D		
	0.027μF (273)	B	B	B	B	D					B	B	B	B	B	D	D		
	0.033μF (333)	B	B	B	B	D					B	B	B	B	B	G	G		
	0.039μF (393)	B	B	B	B	D					B	B	B	B	B	G	G		
	0.047μF (473)	B	B	B	B	D					B	B	B	B	B	G	G		
	0.056μF (563)	B	B	B	B	D					B	B	B	B	B	G	G		
	0.068μF (683)	B	B	B	B	D					B	B	B	B	B	G	G		
	0.082μF (823)	B	B	B	B	D					B	B	B	B	D	G	G		
	0.10μF (104)	B	B	B	B	D					B	B	B	B	D	G	G		
	0.12μF (124)	B	B	B	D						B	B	B	B	D				
	0.15μF (154)	D	D	D	D						C	C	C	C	G				
	0.18μF (184)	D	D	D	D						C	C	C	C	G				
0.22μF (224)	D	D	D	D						C	C	C	C	G					
0.27μF (274)	D	D	D	I						C	C	C	D						
0.33μF (334)	D	D	D	I						C	C	C	D						
0.39μF (394)	D	D	D	I						C	C	J	P						
0.47μF (474)	D	D	D	I						J	J	J	P						
0.56μF (564)	D	D	D							J	J	J	P						
0.68μF (684)	D	D	D	I						J	J	J	P						
0.82μF (824)	D	D	D							J	J	J	P						
1.0μF (105)	D	D	D	I						J	J	J	P						
1.5μF (155)										J	J	P							
2.2μF (225)										J	J	P							
4.7μF (475)																			
10μF (106)																			

1. The letter in cell is expressed the symbol of product thickness.
2. For more information about products with special capacitance or other data, please contact WTC local representative.

Multilayer Ceramic Capacitors
X7R Dielectric 1210, 1812 Size

DIELECTRIC		X7R															
SIZE		1210								1812							
RATED VOLTAGE (VDC)		10	16	25	50	100	200	250	500	1000	10	16	25	50	100	200	250
Capacitance	100pF (101)							D	D	D							
	120pF (121)							D	D	D							
	150pF (151)							D	D	D							
	180pF (181)							D	D	D							
	220pF (221)							D	D	D							
	270pF (271)							D	D	D							
	330pF (331)							D	D	D							
	390pF (391)							D	D	D							
	470pF (471)							D	D	D							
	560pF (561)							D	D	D							
	680pF (681)							C	D	D							
	820pF (821)							C	D	D							
	1,000pF (102)	C	C	C	C	C	C	C	D	D	D	D	D	D	D	D	D
	1,200pF (122)	C	C	C	C	C	C	C	D	D	D	D	D	D	D	D	D
	1,500pF (152)	C	C	C	C	C	C	C	D	D	D	D	D	D	D	D	D
	1,800pF (182)	C	C	C	C	C	C	C	D	D	D	D	D	D	D	D	D
	2,200pF (222)	C	C	C	C	C	C	C	D	D	D	D	D	D	D	D	D
	2,700pF (272)	C	C	C	C	C	C	C	D	D	D	D	D	D	D	D	D
	3,300pF (332)	C	C	C	C	C	C	C	D	D	D	D	D	D	D	D	D
	3,900pF (392)	C	C	C	C	C	C	C	D	G	D	D	D	D	D	D	D
	4,700pF (472)	C	C	C	C	C	C	C	D	G	D	D	D	D	D	D	D
	5,600pF (562)	C	C	C	C	C	C	C	D	G	D	D	D	D	D	D	D
	6,800pF (682)	C	C	C	C	C	C	C	D	G	D	D	D	D	D	D	D
	8,200pF (822)	C	C	C	C	C	C	C	D	G	D	D	D	D	D	D	D
	0.010μF (103)	C	C	C	C	C	C	C	D	G	D	D	D	D	D	D	D
	0.012μF (123)	C	C	C	C	C	C	C	D		D	D	D	D	D	D	D
	0.015μF (153)	C	C	C	C	C	C	C	D		D	D	D	D	D	D	D
	0.018μF (183)	C	C	C	C	C	C	C	D		D	D	D	D	D	D	D
	0.022μF (223)	C	C	C	C	C	C	C	D		D	D	D	D	D	D	D
	0.027μF (273)	C	C	C	C	C	C	C	D		D	D	D	D	D	D	D
	0.033μF (333)	C	C	C	C	C	C	C	D		D	D	D	D	D	D	D
	0.039μF (393)	C	C	C	C	C	C	C	D		D	D	D	D	D	D	D
0.047μF (473)	C	C	C	C	C	D	D			D	D	D	D	D	D	D	
0.056μF (563)	C	C	C	C	C	D	D			D	D	D	D	D	D	D	
0.068μF (683)	C	C	C	C	C	G	G			D	D	D	D	D	D	D	
0.082μF (823)	C	C	C	C	C	G	G			D	D	D	D	D	D	D	
0.10μF (104)	C	C	C	C	C	G	G			D	D	D	D	D	D	D	
0.12μF (124)	C	C	C	C	C	G	G			D	D	D	D	D	D	D	
0.15μF (154)	D	D	D	D	D	M	M			D	D	D	D	D	K	K	
0.18μF (184)	D	D	D	D	D	M	M			D	D	D	D	D	K	K	
0.22μF (224)	D	D	D	D	D	M	M			D	D	D	D	D	K	K	
0.27μF (274)	D	D	D	D	G	M	M			D	D	D	D	D	K	K	
0.33μF (334)	D	D	D	D	G	M	M			D	D	D	D	D	K	K	
0.39μF (394)	D	D	D	D	M	M	M			D	D	D	D	D	K	K	
0.47μF (474)	D	D	D	D	M	M	M			D	D	D	D	K	K	K	
0.56μF (564)	D	D	D	D	M					D	D	D	D	K			
0.68μF (684)	D	D	D	D	K					D	D	D	K	K			
0.82μF (824)	D	D	D	D	K					D	D	D	K	K			
1.0μF (105)	D	D	D	D	K					D	D	D	K	K			
1.5μF (155)	K	K	G												K		
2.2μF (225)	K	K	G												M		

1. The letter in cell is expressed the symbol of product thickness.
2. For more information about products with special capacitance or other data, please contact WTC local representative.

Multilayer Ceramic Capacitors

9. CAPACITANCE RANGE (X5R Dielectric)

DIELECTRIC		X5R																		
SIZE		0402				0603				0805				1206				1210		
RATED VOLTAGE(VDC)		6.3	10	16	25	6.3	10	16	25	6.3	10	16	25	6.3	10	16	25	10	16	
Capacitance	0.022μF (223)																			
	0.033μF (333)																			
	0.047μF (473)																			
	0.068μF (683)		N																	
	0.10μF (104)		N	N																
	0.15μF (154)		N	N																
	0.22μF (224)	N	N	N					X											
	0.33μF (334)	N	N					X	X	X										
	0.47μF (474)	N						X	X	X										
	0.68μF (684)	N						X	X	X										
	1.0μF (105)					X	X	X	X											
	1.5μF (155)										I	I				J	J	P	K	K
	2.2μF (225)										I	I	I	I		J	J	P	K	K
	3.3μF (335)												I	I	P	P	P	P	K	K
	4.7μF (475)												I	I	P	P	P	P	K	K
	6.8μF (685)														P					
	10μF (106)														P					
22μF (226)																				

1. The letter in cell is expressed the symbol of product thickness.
2. For more information about products with special capacitance or other data, please contact WTC local representative.



Multilayer Ceramic Capacitors
10. PACKAGING STYLE AND QUANTITY

Size	Thickness (mm)/Symbol		Paper tape		Plastic tape	
			7" reel	13" reel	7" reel	13" reel
0201 (0603)	0.30±0.03	L	15k	70k	-	-
0402 (1005)	0.50±0.05	N	10k	50k	-	-
0603 (1608)	0.80±0.07	S	4k	15k	-	-
	0.80+0.15/-0.10	X	4k	15k	-	-
0805 (2012)	0.60±0.10	A	4k	15k	-	-
	0.80±0.10	B	4k	15k	-	-
	1.25±0.10	D	-	-	3k	10k
	1.25±0.20	I	-	-	3k	10k
1206 (3216)	0.80±0.10	B	4k	15k	-	-
	0.95±0.10	C	-	-	3k	10k
	1.15±0.15	J	-	-	3k	10k
	1.25±0.10	D	-	-	3k	10k
	1.60±0.20	G	-	-	2k	10k
	1.60+0.30/-0.10	P	-	-	2k	9k
1210 (3225)	0.95±0.10	C	-	-	3k	10k
	1.25±0.10	D	-	-	3k	10k
	1.60±0.20	G	-	-	2k	-
	2.00±0.20	K	-	-	1k	6k
	2.50±0.30	M	-	-	1k	6k
1812 (4532)	1.25±0.10	D	-	-	1k	5k
	2.00±0.20	K	-	-	1k	-
	2.50±0.30	M	-	-	0.5k	3k

Unit: pieces



Multilayer Ceramic Capacitors

11. RELIABILITY TEST CONDITIONS AND REQUIREMENTS

No.	Item	Test Condition	Requirements																																																												
1.	Visual and Mechanical	---	* No remarkable defect. * Dimensions to conform to individual specification sheet.																																																												
2.	Capacitance	*Test temp.: Room Temperature. *Class I: (NP0) ≤ 1000pF, 1.0±0.2Vrms · 1MHz±10% > 1000pF, 1.0±0.2Vrms · 1KHz±10% Class II: (X7R, X5R, Y5V) C ≤ 10μF, 1.0±0.2Vrms · 1KHz±10% ** C > 10μF, 0.5±0.2Vrms · 120Hz±20%	* Shall not exceed the limits given in the detailed spec. NP0: Cap≥30pF, Q≥1000; Cap<30pF, Q≥400+20C X7R, X5R:																																																												
3.	Q/ D.F. (Dissipation Factor)	** Test condition: 0.5±0.2Vrms · 1KHz±10% X7R: 0805=106(6.3V), 0603/475(6.3V) X5R: 0201 ≥ 224 (6.3V, 10V, 16V) #1, 0402 ≥ 475 (6.3V, 16V), 0402 ≥ 225(10V), 0603=106 (6.3V) #1 Excluding X5R/0201/105(6.3V); 225(10V) , 0402X475M6R3 *Before initial measurement (Class II only): To apply de-aging at 150°C for 1hr then set for 24±2 hrs at room temp.	Rated vol. D.F. ≤ Exception of D.F. ≤ <table border="1"> <tr> <td rowspan="2">≥ 100V</td> <td rowspan="2">≤ 2.5%</td> <td>≤ 3%</td> <td>1206 ≥ 0.47μF</td> </tr> <tr> <td>≤ 5%</td> <td>0603 ≥ 0.068μF; 0805 > 0.1μF; 1206 ≥ 1μF; 1210 ≥ 2.2μF</td> </tr> <tr> <td rowspan="2">50V</td> <td rowspan="2">≤ 2.5%</td> <td>≤ 10%</td> <td>0805 > 0.22μF; 1210 ≥ 3.3μF</td> </tr> <tr> <td>≤ 3%</td> <td>0201(50V); 0603 ≥ 0.047μF; 0805 ≥ 0.18μF; 1206 ≥ 0.47μF</td> </tr> <tr> <td rowspan="2">35V</td> <td rowspan="2">≤ 2.5%</td> <td>≤ 5%</td> <td>0201 ≥ 0.01μF; 1210 ≥ 3.3μF</td> </tr> <tr> <td>≤ 10%</td> <td>0402 ≥ 0.012μF; 0603 > 0.1μF; 0805 ≥ 1μF(0805/X7R > 0.47μF); 1206 ≥ 2.2μF; 1210 ≥ 10μF</td> </tr> <tr> <td rowspan="2">25V</td> <td rowspan="2">≤ 3.5%</td> <td>≤ 12.5%</td> <td>1206/X5R=10μF</td> </tr> <tr> <td>≤ 10%</td> <td>0603 ≥ 1μF; 0805 ≥ 2.2μF; 1206 ≥ 2.2μF; 1210 ≥ 10μF</td> </tr> <tr> <td rowspan="2">16V</td> <td rowspan="2">≤ 3.5%</td> <td>≤ 5%</td> <td>0201 ≥ 0.01μF(0201/X5R=0.01μF); 0805 ≥ 1μF; 1210 ≥ 10μF*</td> </tr> <tr> <td>≤ 7%</td> <td>0603 ≥ 0.33μF</td> </tr> <tr> <td rowspan="2">10V</td> <td rowspan="2">≤ 5%</td> <td>≤ 10%</td> <td>0201 ≥ 0.1μF(0201/X5R > 0.01μF); 0603 ≥ 0.47μF; 0402 ≥ 0.10μF(0402/X7R ≥ 0.056μF); 0805 ≥ 2.2μF; 1206 ≥ 4.7μF; 1210 ≥ 22μF(1210/X5R ≥ 10μF)*</td> </tr> <tr> <td>≤ 12.5%</td> <td>0402 ≥ 0.47μF; 0805/X5R/X6S=10μF</td> </tr> <tr> <td rowspan="2">6.3V</td> <td rowspan="2">≤ 10%</td> <td>≤ 5%</td> <td>0201 ≥ 0.01μF(0201/X5R=0.01μF); 0402 ≥ 0.033μF; 0603 ≥ 0.15μF; 0805 ≥ 0.68μF; 1206 ≥ 2.2μF; 1210 ≥ 4.7μF</td> </tr> <tr> <td>≤ 10%</td> <td>0201 ≥ 0.1μF(0201/X5R > 0.01μF); 0201/X7R ≥ 0.022μF; 0402 ≥ 0.22μF; 0603 > 0.47μF; 0805 ≥ 2.2μF; 1206 ≥ 4.7μF; 1210 ≥ 22μF</td> </tr> <tr> <td rowspan="2">4V</td> <td rowspan="2">≤ 15%</td> <td>≤ 10%</td> <td>0402/X5R ≥ 1μF; 0402/X6S=1μF; 0805/X5R/X6S=10μF</td> </tr> <tr> <td>≤ 12.5%</td> <td>0201 ≥ 0.012μF; 0402 ≥ 0.22μF; 0603 ≥ 0.33μF; 0805 ≥ 2.2μF; 1206 ≥ 2.2μF; 1210 ≥ 22μF; 01R5/X5R</td> </tr> <tr> <td rowspan="2"></td> <td rowspan="2"></td> <td>≤ 15%</td> <td>0201 ≥ 0.1μF(0201/X5R > 0.1μF); 0402 ≥ 1μF; 0603/X5R ≥ 10μF</td> </tr> <tr> <td>≤ 20%</td> <td>0201 ≥ 0.1μF(0201/X5R > 0.1μF); 0402 ≥ 1μF(0402/X6S ≥ 0.47μF); 0603 ≥ 10μF; 0805 ≥ 4.7μF; 1206 ≥ 47μF; 1210 ≥ 100μF</td> </tr> <tr> <td rowspan="2"></td> <td rowspan="2"></td> <td>---</td> <td>0402 ≥ 2.2μF</td> </tr> <tr> <td>---</td> <td>---</td> </tr> </table>	≥ 100V	≤ 2.5%	≤ 3%	1206 ≥ 0.47μF	≤ 5%	0603 ≥ 0.068μF; 0805 > 0.1μF; 1206 ≥ 1μF; 1210 ≥ 2.2μF	50V	≤ 2.5%	≤ 10%	0805 > 0.22μF; 1210 ≥ 3.3μF	≤ 3%	0201(50V); 0603 ≥ 0.047μF; 0805 ≥ 0.18μF; 1206 ≥ 0.47μF	35V	≤ 2.5%	≤ 5%	0201 ≥ 0.01μF; 1210 ≥ 3.3μF	≤ 10%	0402 ≥ 0.012μF; 0603 > 0.1μF; 0805 ≥ 1μF(0805/X7R > 0.47μF); 1206 ≥ 2.2μF; 1210 ≥ 10μF	25V	≤ 3.5%	≤ 12.5%	1206/X5R=10μF	≤ 10%	0603 ≥ 1μF; 0805 ≥ 2.2μF; 1206 ≥ 2.2μF; 1210 ≥ 10μF	16V	≤ 3.5%	≤ 5%	0201 ≥ 0.01μF(0201/X5R=0.01μF); 0805 ≥ 1μF; 1210 ≥ 10μF*	≤ 7%	0603 ≥ 0.33μF	10V	≤ 5%	≤ 10%	0201 ≥ 0.1μF(0201/X5R > 0.01μF); 0603 ≥ 0.47μF; 0402 ≥ 0.10μF(0402/X7R ≥ 0.056μF); 0805 ≥ 2.2μF; 1206 ≥ 4.7μF; 1210 ≥ 22μF(1210/X5R ≥ 10μF)*	≤ 12.5%	0402 ≥ 0.47μF; 0805/X5R/X6S=10μF	6.3V	≤ 10%	≤ 5%	0201 ≥ 0.01μF(0201/X5R=0.01μF); 0402 ≥ 0.033μF; 0603 ≥ 0.15μF; 0805 ≥ 0.68μF; 1206 ≥ 2.2μF; 1210 ≥ 4.7μF	≤ 10%	0201 ≥ 0.1μF(0201/X5R > 0.01μF); 0201/X7R ≥ 0.022μF; 0402 ≥ 0.22μF; 0603 > 0.47μF; 0805 ≥ 2.2μF; 1206 ≥ 4.7μF; 1210 ≥ 22μF	4V	≤ 15%	≤ 10%	0402/X5R ≥ 1μF; 0402/X6S=1μF; 0805/X5R/X6S=10μF	≤ 12.5%	0201 ≥ 0.012μF; 0402 ≥ 0.22μF; 0603 ≥ 0.33μF; 0805 ≥ 2.2μF; 1206 ≥ 2.2μF; 1210 ≥ 22μF; 01R5/X5R			≤ 15%	0201 ≥ 0.1μF(0201/X5R > 0.1μF); 0402 ≥ 1μF; 0603/X5R ≥ 10μF	≤ 20%	0201 ≥ 0.1μF(0201/X5R > 0.1μF); 0402 ≥ 1μF(0402/X6S ≥ 0.47μF); 0603 ≥ 10μF; 0805 ≥ 4.7μF; 1206 ≥ 47μF; 1210 ≥ 100μF			---	0402 ≥ 2.2μF	---	---
≥ 100V	≤ 2.5%	≤ 3%	1206 ≥ 0.47μF																																																												
		≤ 5%	0603 ≥ 0.068μF; 0805 > 0.1μF; 1206 ≥ 1μF; 1210 ≥ 2.2μF																																																												
50V	≤ 2.5%	≤ 10%	0805 > 0.22μF; 1210 ≥ 3.3μF																																																												
		≤ 3%	0201(50V); 0603 ≥ 0.047μF; 0805 ≥ 0.18μF; 1206 ≥ 0.47μF																																																												
35V	≤ 2.5%	≤ 5%	0201 ≥ 0.01μF; 1210 ≥ 3.3μF																																																												
		≤ 10%	0402 ≥ 0.012μF; 0603 > 0.1μF; 0805 ≥ 1μF(0805/X7R > 0.47μF); 1206 ≥ 2.2μF; 1210 ≥ 10μF																																																												
25V	≤ 3.5%	≤ 12.5%	1206/X5R=10μF																																																												
		≤ 10%	0603 ≥ 1μF; 0805 ≥ 2.2μF; 1206 ≥ 2.2μF; 1210 ≥ 10μF																																																												
16V	≤ 3.5%	≤ 5%	0201 ≥ 0.01μF(0201/X5R=0.01μF); 0805 ≥ 1μF; 1210 ≥ 10μF*																																																												
		≤ 7%	0603 ≥ 0.33μF																																																												
10V	≤ 5%	≤ 10%	0201 ≥ 0.1μF(0201/X5R > 0.01μF); 0603 ≥ 0.47μF; 0402 ≥ 0.10μF(0402/X7R ≥ 0.056μF); 0805 ≥ 2.2μF; 1206 ≥ 4.7μF; 1210 ≥ 22μF(1210/X5R ≥ 10μF)*																																																												
		≤ 12.5%	0402 ≥ 0.47μF; 0805/X5R/X6S=10μF																																																												
6.3V	≤ 10%	≤ 5%	0201 ≥ 0.01μF(0201/X5R=0.01μF); 0402 ≥ 0.033μF; 0603 ≥ 0.15μF; 0805 ≥ 0.68μF; 1206 ≥ 2.2μF; 1210 ≥ 4.7μF																																																												
		≤ 10%	0201 ≥ 0.1μF(0201/X5R > 0.01μF); 0201/X7R ≥ 0.022μF; 0402 ≥ 0.22μF; 0603 > 0.47μF; 0805 ≥ 2.2μF; 1206 ≥ 4.7μF; 1210 ≥ 22μF																																																												
4V	≤ 15%	≤ 10%	0402/X5R ≥ 1μF; 0402/X6S=1μF; 0805/X5R/X6S=10μF																																																												
		≤ 12.5%	0201 ≥ 0.012μF; 0402 ≥ 0.22μF; 0603 ≥ 0.33μF; 0805 ≥ 2.2μF; 1206 ≥ 2.2μF; 1210 ≥ 22μF; 01R5/X5R																																																												
		≤ 15%	0201 ≥ 0.1μF(0201/X5R > 0.1μF); 0402 ≥ 1μF; 0603/X5R ≥ 10μF																																																												
		≤ 20%	0201 ≥ 0.1μF(0201/X5R > 0.1μF); 0402 ≥ 1μF(0402/X6S ≥ 0.47μF); 0603 ≥ 10μF; 0805 ≥ 4.7μF; 1206 ≥ 47μF; 1210 ≥ 100μF																																																												
		---	0402 ≥ 2.2μF																																																												
		---	---																																																												
4.	Dielectric Strength	* To apply voltage (≤100V) 250%. 200V~300V ≥ 2 times VDC 400V~450V ≥ 1.2 times VDC 500V~999V ≥ 1.5 times VDC 1000V~3000V ≥ 1.2 times VDC * Duration: 1 to 5 sec. * Charge and discharge current less than 50mA.	* No evidence of damage or flash over during test.																																																												
5.	Insulation Resistance	*Test temp.: Room Temperature. Rated voltage: ≤100V To apply rated voltage for MAX. 120sec.	10GΩ or RxC ≥ 500Ω·F whichever is smaller. Class II (X7R, X5R, Y5V) <table border="1"> <tr> <th>Rated voltage</th> <th>Insulation Resistance</th> </tr> <tr> <td>100V: All X7R</td> <td rowspan="6">10GΩ or RxC ≥ 100 Ω·F whichever is smaller.</td> </tr> <tr> <td>50V: 0402 > 0.01μF; 0603 ≥ 1μF; 0805 ≥ 1μF; 1206 ≥ 4.7μF; 1210 ≥ 4.7μF</td> </tr> <tr> <td>35V: 0805 ≥ 2.2μF; 1206 ≥ 2.2μF; 1210 ≥ 10μF</td> </tr> <tr> <td>25V: 0402 ≥ 1μF; 0603 ≥ 2.2μF; 0805 ≥ 2.2μF; 1206 ≥ 10μF; 1210 ≥ 10μF</td> </tr> <tr> <td>16V: 0201 ≥ 0.1μF; 0402 ≥ 0.22μF; 0603 ≥ 1μF; 0805 ≥ 2.2μF; 1206 ≥ 10μF; 1210 ≥ 47μF</td> </tr> <tr> <td>10V: 0201 ≥ 47nF; 0402 ≥ 0.47μF; 0603 ≥ 0.47μF; 0805 ≥ 2.2μF; 1206 ≥ 4.7μF; 1210 ≥ 47μF</td> </tr> <tr> <td>6.3V ; 4V ; TT series; Size ≥ 1812</td> <td rowspan="10">RxC ≥ 50 Ω·F.</td> </tr> <tr> <th>Rated voltage</th> </tr> <tr> <td>All X6S items, All X7S items</td> </tr> <tr> <td>100V: 1210 ≥ 3.3μF</td> </tr> <tr> <td>50V: 0402 ≥ 0.1μF; 0603 ≥ 2.2μF; 0805 ≥ 10μF; 1206 ≥ 10μF</td> </tr> <tr> <td>35V: 0603 ≥ 1μF;</td> </tr> <tr> <td>25V: 0201 ≥ 0.1μF; 0402 ≥ 2.2μF; 0603 ≥ 10μF; 0805 ≥ 10μF; 1206 ≥ 22μF</td> </tr> <tr> <td>16V: 0603 ≥ 10μF; 0402 ≥ 1μF; 0201 ≥ 0.22μF</td> </tr> <tr> <td>10V: 0201 > 0.1μF; 0402 ≥ 1μF; 0603 ≥ 10μF; 0805 ≥ 47μF</td> </tr> <tr> <td>6.3V: 0201 ≥ 0.1μF; 0402 ≥ 1μF; 0603 > 4.7μF; 0805 ≥ 47μF; 1206 ≥ 10μF</td> </tr> <tr> <td>4V: 0603 ≥ 22μF; 0805 ≥ 47μF; 1206 ≥ 100μF</td> </tr> </table> <table border="1"> <tr> <td>Rated voltage: 200~630V</td> <td>To apply rated voltage (500V max.) for 60 sec.</td> <td>≥ 10GΩ or RxC ≥ 100Ω·F whichever is smaller</td> </tr> <tr> <td>Rated voltage: ≥ 630V</td> <td>To apply 500V for 60 sec.</td> <td></td> </tr> </table>	Rated voltage	Insulation Resistance	100V: All X7R	10GΩ or RxC ≥ 100 Ω·F whichever is smaller.	50V: 0402 > 0.01μF; 0603 ≥ 1μF; 0805 ≥ 1μF; 1206 ≥ 4.7μF; 1210 ≥ 4.7μF	35V: 0805 ≥ 2.2μF; 1206 ≥ 2.2μF; 1210 ≥ 10μF	25V: 0402 ≥ 1μF; 0603 ≥ 2.2μF; 0805 ≥ 2.2μF; 1206 ≥ 10μF; 1210 ≥ 10μF	16V: 0201 ≥ 0.1μF; 0402 ≥ 0.22μF; 0603 ≥ 1μF; 0805 ≥ 2.2μF; 1206 ≥ 10μF; 1210 ≥ 47μF	10V: 0201 ≥ 47nF; 0402 ≥ 0.47μF; 0603 ≥ 0.47μF; 0805 ≥ 2.2μF; 1206 ≥ 4.7μF; 1210 ≥ 47μF	6.3V ; 4V ; TT series; Size ≥ 1812	RxC ≥ 50 Ω·F.	Rated voltage	All X6S items, All X7S items	100V: 1210 ≥ 3.3μF	50V: 0402 ≥ 0.1μF; 0603 ≥ 2.2μF; 0805 ≥ 10μF; 1206 ≥ 10μF	35V: 0603 ≥ 1μF;	25V: 0201 ≥ 0.1μF; 0402 ≥ 2.2μF; 0603 ≥ 10μF; 0805 ≥ 10μF; 1206 ≥ 22μF	16V: 0603 ≥ 10μF; 0402 ≥ 1μF; 0201 ≥ 0.22μF	10V: 0201 > 0.1μF; 0402 ≥ 1μF; 0603 ≥ 10μF; 0805 ≥ 47μF	6.3V: 0201 ≥ 0.1μF; 0402 ≥ 1μF; 0603 > 4.7μF; 0805 ≥ 47μF; 1206 ≥ 10μF	4V: 0603 ≥ 22μF; 0805 ≥ 47μF; 1206 ≥ 100μF	Rated voltage: 200~630V	To apply rated voltage (500V max.) for 60 sec.	≥ 10GΩ or RxC ≥ 100Ω·F whichever is smaller	Rated voltage: ≥ 630V	To apply 500V for 60 sec.																																		
Rated voltage	Insulation Resistance																																																														
100V: All X7R	10GΩ or RxC ≥ 100 Ω·F whichever is smaller.																																																														
50V: 0402 > 0.01μF; 0603 ≥ 1μF; 0805 ≥ 1μF; 1206 ≥ 4.7μF; 1210 ≥ 4.7μF																																																															
35V: 0805 ≥ 2.2μF; 1206 ≥ 2.2μF; 1210 ≥ 10μF																																																															
25V: 0402 ≥ 1μF; 0603 ≥ 2.2μF; 0805 ≥ 2.2μF; 1206 ≥ 10μF; 1210 ≥ 10μF																																																															
16V: 0201 ≥ 0.1μF; 0402 ≥ 0.22μF; 0603 ≥ 1μF; 0805 ≥ 2.2μF; 1206 ≥ 10μF; 1210 ≥ 47μF																																																															
10V: 0201 ≥ 47nF; 0402 ≥ 0.47μF; 0603 ≥ 0.47μF; 0805 ≥ 2.2μF; 1206 ≥ 4.7μF; 1210 ≥ 47μF																																																															
6.3V ; 4V ; TT series; Size ≥ 1812	RxC ≥ 50 Ω·F.																																																														
Rated voltage																																																															
All X6S items, All X7S items																																																															
100V: 1210 ≥ 3.3μF																																																															
50V: 0402 ≥ 0.1μF; 0603 ≥ 2.2μF; 0805 ≥ 10μF; 1206 ≥ 10μF																																																															
35V: 0603 ≥ 1μF;																																																															
25V: 0201 ≥ 0.1μF; 0402 ≥ 2.2μF; 0603 ≥ 10μF; 0805 ≥ 10μF; 1206 ≥ 22μF																																																															
16V: 0603 ≥ 10μF; 0402 ≥ 1μF; 0201 ≥ 0.22μF																																																															
10V: 0201 > 0.1μF; 0402 ≥ 1μF; 0603 ≥ 10μF; 0805 ≥ 47μF																																																															
6.3V: 0201 ≥ 0.1μF; 0402 ≥ 1μF; 0603 > 4.7μF; 0805 ≥ 47μF; 1206 ≥ 10μF																																																															
4V: 0603 ≥ 22μF; 0805 ≥ 47μF; 1206 ≥ 100μF																																																															
Rated voltage: 200~630V	To apply rated voltage (500V max.) for 60 sec.	≥ 10GΩ or RxC ≥ 100Ω·F whichever is smaller																																																													
Rated voltage: ≥ 630V	To apply 500V for 60 sec.																																																														

* "Room condition" Temperature: 15 to 35°C, Relative humidity: 25 to 75%, Atmospheric pressure: 86 to 106kPa.

Multilayer Ceramic Capacitors

Approval Sheet

No.	Item	Test Condition	Requirements																																																
6.	Temperature Coefficient	<p>With no electrical load.</p> <table border="1"> <thead> <tr> <th>T.C.</th> <th>Operating Temp</th> </tr> </thead> <tbody> <tr> <td>NP0</td> <td>-55~125°C at 25°C</td> </tr> <tr> <td>X7R</td> <td>-55~125°C at 25°C</td> </tr> <tr> <td>X5R</td> <td>-55~ 85°C at 25°C</td> </tr> <tr> <td>Y5V</td> <td>-25~ 85°C at 20°C</td> </tr> </tbody> </table> <p>*Before initial measurement (Class II only): To apply de-aging at 150°C for 1hr then set for 24± 2 hrs at room temp. * Measurement voltage for Class II:</p> <table border="1"> <thead> <tr> <th>01005</th> <th>0201</th> </tr> </thead> <tbody> <tr> <td>Cap≤0.01μF: 0.5V</td> <td>Cap<0.1μF:1V</td> </tr> <tr> <td>Cap>0.01μF: 0.2V</td> <td>0.1μF*≤Cap<1μF: 0.2V</td> </tr> <tr> <td></td> <td>Cap≥1μF: 0.1V</td> </tr> <tr> <td></td> <td>* 0201X104/16V: 0.5V 0201X224/10V: 0.5V 0201X105/6.3V&10V: 0.3V 0201S224/6.3V: 0.3V</td> </tr> <tr> <th>0402</th> <th>0603</th> </tr> <tr> <td>Cap<1μF: 1V</td> <td>Cap<1μF: 1V</td> </tr> <tr> <td>Cap=1μF: 0.5V** 0402B224-16V: 0.5V 0402B474-10V: 0.5V 0402X475M6R3: 0.5V</td> <td>1μF≤Cap≤4.7μF: 0.5V</td> </tr> <tr> <td>1μF<Cap<10μF: 0.2V **0402B105M6R3V: 0.2V</td> <td>Cap>4.7μF: 0.2V</td> </tr> <tr> <td>Cap≥10μF: 0.1V</td> <td></td> </tr> <tr> <th>0805</th> <th>1206/1210</th> </tr> <tr> <td>Cap<10μF: 1V</td> <td>Cap≤10μF: 1V</td> </tr> <tr> <td>Cap=10μF: 0.5V 0805B475/6.3V: 0.5V</td> <td>10μF<Cap≤100μF: 0.5V</td> </tr> <tr> <td>Cap>10μF: 0.2V</td> <td>Cap>100μF: 0.2V</td> </tr> </tbody> </table>	T.C.	Operating Temp	NP0	-55~125°C at 25°C	X7R	-55~125°C at 25°C	X5R	-55~ 85°C at 25°C	Y5V	-25~ 85°C at 20°C	01005	0201	Cap≤0.01μF: 0.5V	Cap<0.1μF:1V	Cap>0.01μF: 0.2V	0.1μF*≤Cap<1μF: 0.2V		Cap≥1μF: 0.1V		* 0201X104/16V: 0.5V 0201X224/10V: 0.5V 0201X105/6.3V&10V: 0.3V 0201S224/6.3V: 0.3V	0402	0603	Cap<1μF: 1V	Cap<1μF: 1V	Cap=1μF: 0.5V** 0402B224-16V: 0.5V 0402B474-10V: 0.5V 0402X475M6R3: 0.5V	1μF≤Cap≤4.7μF: 0.5V	1μF<Cap<10μF: 0.2V **0402B105M6R3V: 0.2V	Cap>4.7μF: 0.2V	Cap≥10μF: 0.1V		0805	1206/1210	Cap<10μF: 1V	Cap≤10μF: 1V	Cap=10μF: 0.5V 0805B475/6.3V: 0.5V	10μF<Cap≤100μF: 0.5V	Cap>10μF: 0.2V	Cap>100μF: 0.2V	<table border="1"> <thead> <tr> <th>T.C.</th> <th>Capacitance Change</th> </tr> </thead> <tbody> <tr> <td>NP0</td> <td>Within ±30ppm/°C</td> </tr> <tr> <td>X7R</td> <td>Within ±15%</td> </tr> <tr> <td>X5R</td> <td>Within ±15%</td> </tr> <tr> <td>Y5V</td> <td>Within +30%/-80%</td> </tr> </tbody> </table>	T.C.	Capacitance Change	NP0	Within ±30ppm/°C	X7R	Within ±15%	X5R	Within ±15%	Y5V	Within +30%/-80%
T.C.	Operating Temp																																																		
NP0	-55~125°C at 25°C																																																		
X7R	-55~125°C at 25°C																																																		
X5R	-55~ 85°C at 25°C																																																		
Y5V	-25~ 85°C at 20°C																																																		
01005	0201																																																		
Cap≤0.01μF: 0.5V	Cap<0.1μF:1V																																																		
Cap>0.01μF: 0.2V	0.1μF*≤Cap<1μF: 0.2V																																																		
	Cap≥1μF: 0.1V																																																		
	* 0201X104/16V: 0.5V 0201X224/10V: 0.5V 0201X105/6.3V&10V: 0.3V 0201S224/6.3V: 0.3V																																																		
0402	0603																																																		
Cap<1μF: 1V	Cap<1μF: 1V																																																		
Cap=1μF: 0.5V** 0402B224-16V: 0.5V 0402B474-10V: 0.5V 0402X475M6R3: 0.5V	1μF≤Cap≤4.7μF: 0.5V																																																		
1μF<Cap<10μF: 0.2V **0402B105M6R3V: 0.2V	Cap>4.7μF: 0.2V																																																		
Cap≥10μF: 0.1V																																																			
0805	1206/1210																																																		
Cap<10μF: 1V	Cap≤10μF: 1V																																																		
Cap=10μF: 0.5V 0805B475/6.3V: 0.5V	10μF<Cap≤100μF: 0.5V																																																		
Cap>10μF: 0.2V	Cap>100μF: 0.2V																																																		
T.C.	Capacitance Change																																																		
NP0	Within ±30ppm/°C																																																		
X7R	Within ±15%																																																		
X5R	Within ±15%																																																		
Y5V	Within +30%/-80%																																																		
7.	Adhesive Strength of Termination	<p>Pressurizing force : 2N (0201) and 5N (≤0603) and 10N (>0603) Test time: 10±1 sec.</p>	* No remarkable damage or removal of the terminations.																																																
8.	Vibration Resistance	<p>* Vibration frequency: 10~55 Hz/min. * Total amplitude: 1.5mm * Test time: 6 hrs. (Two hrs each in three mutually perpendicular directions.) *Before initial measurement (Class II only): To apply de-aging at 150°C for 1hr then set for 24± 2 hrs at room temp. *Cap./DF(Q) Measurement to be made after de-aging at 150°C for 1hr then set for 24±2 hrs at room temp.</p>	<p>* No remarkable damage. * Cap change and Q/D.F.: To meet initial spec.</p>																																																
9.	Solderability	<p>* Solder temperature: 235±5°C * Dipping time: 2±0.5 sec.</p>	95% min. coverage of all metalized area.																																																
10.	Bending Test	<p>* The middle part of substrate shall be pressurized by means of the pressurizing rod at a rate of about 1 mm per second until the deflection becomes 1 mm and then the pressure shall be maintained for 5±1 sec. *Before initial measurement (Class II only): To apply de-aging at 150°C for 1hr then set for 24± 2 hrs at room temp. * Measurement to be made after keeping at room temp. for 24±2 hrs.</p>	<p>* No remarkable damage. * Cap change : NP0: within ±5% or 0.5pF whichever is larger X7R, X5R: within ±12.5% Y5V: within ±30% (This capacitance change means the change of capacitance under specified flexure of substrate from the capacitance measured before the test.)</p>																																																
11.	Resistance to Soldering Heat	<p>* Solder temperature: 260±5°C * Dipping time: 10±1 sec * Preheating: 120 to 150°C for 1 minute before immerse the capacitor in a eutectic solder. *Before initial measurement (Class II only): To apply de-aging at 150°C for 1hr then set for 24±2 hrs at room temp . *Cap. / DF(Q) / I.R. Measurement to be made after de-aging at 150°C for 1hr then set for 24±2 hrs at room temp .</p>	<p>* No remarkable damage. * Cap change: NP0: within ±2.5% or 0.25pF whichever is larger X7R, X5R: within ±7.5% Y5V: within ±20% * Q/D.F., I.R. and dielectric strength: To meet initial requirements. * 25% max. leaching on each edge.</p>																																																

* "Room condition" Temperature: 15 to 35°C, Relative humidity: 25 to 75%, Atmospheric pressure: 86 to 106kPa.

Multilayer Ceramic Capacitors

No.	Item	Test Condition	Requirements															
12.	Temperature Cycle	<p>* Conduct the five cycles according to the temperatures and time.</p> <table border="1"> <thead> <tr> <th>Step</th> <th>Temp. (°C)</th> <th>Time (min.)</th> </tr> </thead> <tbody> <tr> <td>1</td> <td>Min. operating temp. +0/-3</td> <td>30±3</td> </tr> <tr> <td>2</td> <td>Room temp.</td> <td>2-3</td> </tr> <tr> <td>3</td> <td>Max. operating temp. +3/-0</td> <td>30±3</td> </tr> <tr> <td>4</td> <td>Room temp.</td> <td>2-3</td> </tr> </tbody> </table> <p>*Before initial measurement (Class II only): To apply de-aging at 150°C for 1hr then set for 24±2 hrs at room temp . * Cap. / DF(Q) / I.R. Measurement to be made after de-aging at 150°C for 1hr then set for 24±2 hrs at room temp .</p>	Step	Temp. (°C)	Time (min.)	1	Min. operating temp. +0/-3	30±3	2	Room temp.	2-3	3	Max. operating temp. +3/-0	30±3	4	Room temp.	2-3	<p>* No remarkable damage. * Cap change : NP0: within ±2.5% or 0.25pF whichever is larger X7R, X5R: within ±7.5% Y5V: within ±20% * Q/D.F., I.R. and dielectric strength: To meet initial requirements.</p>
Step	Temp. (°C)	Time (min.)																
1	Min. operating temp. +0/-3	30±3																
2	Room temp.	2-3																
3	Max. operating temp. +3/-0	30±3																
4	Room temp.	2-3																

* "Room condition" Temperature: 15 to 35°C, Relative humidity: 25 to 75%, Atmospheric pressure: 86 to 106kPa.



Multilayer Ceramic Capacitors

No.	Item	Test Condition	Requirements																																						
13.	Humidity (Damp Heat) Steady State	*Test temp.: 40±2°C *Humidity: 90-95%RH *Test time: 500+24/-0hrs. *Before initial measurement (Class II only): To apply de-aging at 150°C for 1hr then set for 24±2 hrs at room temp. * Cap. / DF(Q) / I.R. Measurement to be made after de-aging at 150°C for 1hr then set for 24±2 hrs at room temp.	* No remarkable damage. * Cap change: NP0: within ±5% or 0.5pF whichever is larger X7R, X5R: ≥10V**, within ±12.5%; ≤ 6.3V within ±25%; **10V: 0603 ≥ 4.7μF; 0402 ≥ 1μF; 0201 ≥ 0.1μF, within ±25%; Y5V: ≥10V, within ±30%; ≤ 6.3V, within +30/-40% * Q/D.F. value: NP0: More than 30pF Q≥350, 10pF≤C≤30pF, Q≥275+2.5C Less than 10pF Q≥200+10C X7R, X5R:																																						
			<table border="1"> <thead> <tr> <th>Rated vol.</th> <th>D.F. ≤</th> <th>Exception of D.F. ≤</th> </tr> </thead> <tbody> <tr> <td rowspan="3">≥ 100V</td> <td rowspan="3">≤ 3%</td> <td>≤ 6% 1206 ≥ 0.47μF</td> </tr> <tr> <td>≤ 7.5% 0603 ≥ 0.068μF; 0805 > 0.1μF; 1206 ≥ 1μF; 1210 ≥ 2.2μF; TT series</td> </tr> <tr> <td>≤ 20% 0805 > 0.22μF; 1210 ≥ 3.3μF</td> </tr> <tr> <td rowspan="3">50V</td> <td rowspan="3">≤ 3%</td> <td>≤ 6% 0201 (50V); 0603 ≥ 0.047μF; 0805 ≥ 0.18μF; 1206 ≥ 0.47μF</td> </tr> <tr> <td>≤ 10% 0201 ≥ 0.01μF; 1210 ≥ 3.3μF</td> </tr> <tr> <td>≤ 20% 0402 ≥ 0.012μF; 0603 > 0.1μF; 0805 ≥ 1μF (0805/X7R > 0.47μF); 1206 ≥ 2.2μF; 1210 ≥ 10μF; TT series</td> </tr> <tr> <td rowspan="3">35V</td> <td rowspan="3">≤ 5%</td> <td>≤ 20% 0603 ≥ 1μF; 0805 ≥ 2.2μF; 1206 ≥ 2.2μF; 1210 ≥ 10μF</td> </tr> <tr> <td>≤ 10% 0201 ≥ 0.01μF (0201/X5R = 0.01μF); 0805 ≥ 1μF; 1210 ≥ 10μF*</td> </tr> <tr> <td>≤ 14% 0603 ≥ 0.33μF</td> </tr> <tr> <td rowspan="4">25V</td> <td rowspan="4">≤ 5%</td> <td>≤ 15% 0201 ≥ 0.1μF (0201/X5R = 0.01μF); 0603 ≥ 0.47μF; TT series</td> </tr> <tr> <td>≤ 15% 0402 ≥ 0.10μF (0402/X7R ≥ 0.056μF); 0805 ≥ 2.2μF; 1206 ≥ 4.7μF; 1210 ≥ 22μF (1210/X5R ≥ 10μF)*;</td> </tr> <tr> <td>≤ 20% 0402 ≥ 0.47μF</td> </tr> <tr> <td>≤ 10% 0603 ≥ 0.15μF; 0805 ≥ 0.68μF; 1206 ≥ 2.2μF; 1210 ≥ 4.7μF</td> </tr> <tr> <td rowspan="2">16V</td> <td rowspan="2">≤ 5%</td> <td>≤ 15% 0201 ≥ 0.01μF (0201/X7R ≥ 0.022μF); 0402 ≥ 0.033μF; 0603 > 0.47μF; 0805 ≥ 2.2μF; 1206 ≥ 4.7μF; 1210 ≥ 22μF; TT series</td> </tr> <tr> <td>≤ 15% 0201 ≥ 0.012μF; 0402 ≥ 0.22μF; 0603 ≥ 0.33μF; 0805 ≥ 2.2μF; 1206 ≥ 2.2μF; 1210 ≥ 22μF</td> </tr> <tr> <td rowspan="2">10V</td> <td rowspan="2">≤ 7.5%</td> <td>≤ 15% 0201 ≥ 0.1μF; 0402 ≥ 1μF; 0603/X5R ≥ 10μF; TT series; 01R5/X5R</td> </tr> <tr> <td>≤ 20% 0201 ≥ 0.1μF; 0402 ≥ 1μF; 0603/X5R ≥ 10μF; TT series; 01R5/X5R</td> </tr> <tr> <td>6.3V</td> <td>≤ 15%</td> <td>≤ 30% 0201 ≥ 0.1μF; 0402 ≥ 1μF (0402/X6S ≥ 0.47μF); 0603 ≥ 10μF; 0805 ≥ 4.7μF; 1206 ≥ 4.7μF; 1210 ≥ 100μF; TT series</td> </tr> <tr> <td>4V</td> <td>≤ 20%</td> <td>---</td> </tr> </tbody> </table>	Rated vol.	D.F. ≤	Exception of D.F. ≤	≥ 100V	≤ 3%	≤ 6% 1206 ≥ 0.47μF	≤ 7.5% 0603 ≥ 0.068μF; 0805 > 0.1μF; 1206 ≥ 1μF; 1210 ≥ 2.2μF; TT series	≤ 20% 0805 > 0.22μF; 1210 ≥ 3.3μF	50V	≤ 3%	≤ 6% 0201 (50V); 0603 ≥ 0.047μF; 0805 ≥ 0.18μF; 1206 ≥ 0.47μF	≤ 10% 0201 ≥ 0.01μF; 1210 ≥ 3.3μF	≤ 20% 0402 ≥ 0.012μF; 0603 > 0.1μF; 0805 ≥ 1μF (0805/X7R > 0.47μF); 1206 ≥ 2.2μF; 1210 ≥ 10μF; TT series	35V	≤ 5%	≤ 20% 0603 ≥ 1μF; 0805 ≥ 2.2μF; 1206 ≥ 2.2μF; 1210 ≥ 10μF	≤ 10% 0201 ≥ 0.01μF (0201/X5R = 0.01μF); 0805 ≥ 1μF; 1210 ≥ 10μF*	≤ 14% 0603 ≥ 0.33μF	25V	≤ 5%	≤ 15% 0201 ≥ 0.1μF (0201/X5R = 0.01μF); 0603 ≥ 0.47μF; TT series	≤ 15% 0402 ≥ 0.10μF (0402/X7R ≥ 0.056μF); 0805 ≥ 2.2μF; 1206 ≥ 4.7μF; 1210 ≥ 22μF (1210/X5R ≥ 10μF)*;	≤ 20% 0402 ≥ 0.47μF	≤ 10% 0603 ≥ 0.15μF; 0805 ≥ 0.68μF; 1206 ≥ 2.2μF; 1210 ≥ 4.7μF	16V	≤ 5%	≤ 15% 0201 ≥ 0.01μF (0201/X7R ≥ 0.022μF); 0402 ≥ 0.033μF; 0603 > 0.47μF; 0805 ≥ 2.2μF; 1206 ≥ 4.7μF; 1210 ≥ 22μF; TT series	≤ 15% 0201 ≥ 0.012μF; 0402 ≥ 0.22μF; 0603 ≥ 0.33μF; 0805 ≥ 2.2μF; 1206 ≥ 2.2μF; 1210 ≥ 22μF	10V	≤ 7.5%	≤ 15% 0201 ≥ 0.1μF; 0402 ≥ 1μF; 0603/X5R ≥ 10μF; TT series; 01R5/X5R	≤ 20% 0201 ≥ 0.1μF; 0402 ≥ 1μF; 0603/X5R ≥ 10μF; TT series; 01R5/X5R	6.3V	≤ 15%	≤ 30% 0201 ≥ 0.1μF; 0402 ≥ 1μF (0402/X6S ≥ 0.47μF); 0603 ≥ 10μF; 0805 ≥ 4.7μF; 1206 ≥ 4.7μF; 1210 ≥ 100μF; TT series	4V	≤ 20%	---
			Rated vol.	D.F. ≤	Exception of D.F. ≤																																				
			≥ 100V	≤ 3%	≤ 6% 1206 ≥ 0.47μF																																				
					≤ 7.5% 0603 ≥ 0.068μF; 0805 > 0.1μF; 1206 ≥ 1μF; 1210 ≥ 2.2μF; TT series																																				
					≤ 20% 0805 > 0.22μF; 1210 ≥ 3.3μF																																				
			50V	≤ 3%	≤ 6% 0201 (50V); 0603 ≥ 0.047μF; 0805 ≥ 0.18μF; 1206 ≥ 0.47μF																																				
					≤ 10% 0201 ≥ 0.01μF; 1210 ≥ 3.3μF																																				
					≤ 20% 0402 ≥ 0.012μF; 0603 > 0.1μF; 0805 ≥ 1μF (0805/X7R > 0.47μF); 1206 ≥ 2.2μF; 1210 ≥ 10μF; TT series																																				
			35V	≤ 5%	≤ 20% 0603 ≥ 1μF; 0805 ≥ 2.2μF; 1206 ≥ 2.2μF; 1210 ≥ 10μF																																				
					≤ 10% 0201 ≥ 0.01μF (0201/X5R = 0.01μF); 0805 ≥ 1μF; 1210 ≥ 10μF*																																				
					≤ 14% 0603 ≥ 0.33μF																																				
			25V	≤ 5%	≤ 15% 0201 ≥ 0.1μF (0201/X5R = 0.01μF); 0603 ≥ 0.47μF; TT series																																				
					≤ 15% 0402 ≥ 0.10μF (0402/X7R ≥ 0.056μF); 0805 ≥ 2.2μF; 1206 ≥ 4.7μF; 1210 ≥ 22μF (1210/X5R ≥ 10μF)*;																																				
					≤ 20% 0402 ≥ 0.47μF																																				
≤ 10% 0603 ≥ 0.15μF; 0805 ≥ 0.68μF; 1206 ≥ 2.2μF; 1210 ≥ 4.7μF																																									
16V	≤ 5%	≤ 15% 0201 ≥ 0.01μF (0201/X7R ≥ 0.022μF); 0402 ≥ 0.033μF; 0603 > 0.47μF; 0805 ≥ 2.2μF; 1206 ≥ 4.7μF; 1210 ≥ 22μF; TT series																																							
		≤ 15% 0201 ≥ 0.012μF; 0402 ≥ 0.22μF; 0603 ≥ 0.33μF; 0805 ≥ 2.2μF; 1206 ≥ 2.2μF; 1210 ≥ 22μF																																							
10V	≤ 7.5%	≤ 15% 0201 ≥ 0.1μF; 0402 ≥ 1μF; 0603/X5R ≥ 10μF; TT series; 01R5/X5R																																							
		≤ 20% 0201 ≥ 0.1μF; 0402 ≥ 1μF; 0603/X5R ≥ 10μF; TT series; 01R5/X5R																																							
6.3V	≤ 15%	≤ 30% 0201 ≥ 0.1μF; 0402 ≥ 1μF (0402/X6S ≥ 0.47μF); 0603 ≥ 10μF; 0805 ≥ 4.7μF; 1206 ≥ 4.7μF; 1210 ≥ 100μF; TT series																																							
4V	≤ 20%	---																																							
Y5V:																																									
<table border="1"> <thead> <tr> <th>Rated vol.</th> <th>D.F. ≤</th> <th>Exception of D.F. ≤</th> </tr> </thead> <tbody> <tr> <td rowspan="2">≥ 50V</td> <td rowspan="2">≤ 7.5%</td> <td>≤ 10% 0603 ≥ 0.1μF; 0805 ≥ 0.47μF; 1206 ≥ 4.7μF</td> </tr> <tr> <td>≤ 20% 1210 ≥ 6.8μF</td> </tr> <tr> <td>35V</td> <td>≤ 10%</td> <td>---</td> </tr> <tr> <td rowspan="3">25V</td> <td rowspan="3">≤ 7.5%</td> <td>≤ 10% 0402 ≥ 0.047μF; 0603 ≥ 0.1μF; 0805 ≥ 0.33μF; 1206 ≥ 1μF; 1210 ≥ 4.7μF</td> </tr> <tr> <td>≤ 15% 0402 ≥ 0.068μF; 0603 ≥ 0.47μF; 1206 ≥ 4.7μF; 1210 ≥ 22μF</td> </tr> <tr> <td>≤ 12.5% 0402 ≥ 0.068μF; 0603 ≥ 0.68μF</td> </tr> <tr> <td>16V (C ≤ 1.0μF)</td> <td>≤ 10%</td> <td>≤ 20% 0402 ≥ 0.22μF</td> </tr> <tr> <td>16V (C ≥ 1.0μF)</td> <td>≤ 12.5%</td> <td>≤ 20% 0603 ≥ 2.2μF; 0805 ≥ 3.3μF; 1206 ≥ 10μF; 1210 ≥ 22μF; 1812 ≥ 47μF</td> </tr> <tr> <td>10V</td> <td>≤ 20%</td> <td>≤ 30% 0402 ≥ 0.47μF</td> </tr> <tr> <td>6.3V</td> <td>≤ 30%</td> <td>---</td> </tr> </tbody> </table>	Rated vol.	D.F. ≤	Exception of D.F. ≤	≥ 50V	≤ 7.5%	≤ 10% 0603 ≥ 0.1μF; 0805 ≥ 0.47μF; 1206 ≥ 4.7μF	≤ 20% 1210 ≥ 6.8μF	35V	≤ 10%	---	25V	≤ 7.5%	≤ 10% 0402 ≥ 0.047μF; 0603 ≥ 0.1μF; 0805 ≥ 0.33μF; 1206 ≥ 1μF; 1210 ≥ 4.7μF	≤ 15% 0402 ≥ 0.068μF; 0603 ≥ 0.47μF; 1206 ≥ 4.7μF; 1210 ≥ 22μF	≤ 12.5% 0402 ≥ 0.068μF; 0603 ≥ 0.68μF	16V (C ≤ 1.0μF)	≤ 10%	≤ 20% 0402 ≥ 0.22μF	16V (C ≥ 1.0μF)	≤ 12.5%	≤ 20% 0603 ≥ 2.2μF; 0805 ≥ 3.3μF; 1206 ≥ 10μF; 1210 ≥ 22μF; 1812 ≥ 47μF	10V	≤ 20%	≤ 30% 0402 ≥ 0.47μF	6.3V	≤ 30%	---														
Rated vol.	D.F. ≤	Exception of D.F. ≤																																							
≥ 50V	≤ 7.5%	≤ 10% 0603 ≥ 0.1μF; 0805 ≥ 0.47μF; 1206 ≥ 4.7μF																																							
		≤ 20% 1210 ≥ 6.8μF																																							
35V	≤ 10%	---																																							
25V	≤ 7.5%	≤ 10% 0402 ≥ 0.047μF; 0603 ≥ 0.1μF; 0805 ≥ 0.33μF; 1206 ≥ 1μF; 1210 ≥ 4.7μF																																							
		≤ 15% 0402 ≥ 0.068μF; 0603 ≥ 0.47μF; 1206 ≥ 4.7μF; 1210 ≥ 22μF																																							
		≤ 12.5% 0402 ≥ 0.068μF; 0603 ≥ 0.68μF																																							
16V (C ≤ 1.0μF)	≤ 10%	≤ 20% 0402 ≥ 0.22μF																																							
16V (C ≥ 1.0μF)	≤ 12.5%	≤ 20% 0603 ≥ 2.2μF; 0805 ≥ 3.3μF; 1206 ≥ 10μF; 1210 ≥ 22μF; 1812 ≥ 47μF																																							
10V	≤ 20%	≤ 30% 0402 ≥ 0.47μF																																							
6.3V	≤ 30%	---																																							
*I.R.: ≥10V, 1GΩ or 50 Ω-F whichever is smaller. Class II (X7R, X5R, Y5V)																																									
<table border="1"> <thead> <tr> <th>Rated voltage</th> <th>Insulation Resistance</th> </tr> </thead> <tbody> <tr> <td>100V: All X7R; 1210 ≥ 3.3μF</td> <td rowspan="7">1GΩ or RxC ≥ 10 Ω-F whichever is smaller.</td> </tr> <tr> <td>50V: 0402 > 0.01μF; 0603 ≥ 1μF; 0805 ≥ 1μF; 1206 ≥ 4.7μF; 1210 ≥ 4.7μF</td> </tr> <tr> <td>35V: 0603 ≥ 1μF; 0805 ≥ 2.2μF; 1206 ≥ 2.2μF; 1210 ≥ 10μF</td> </tr> <tr> <td>25V: 0201 ≥ 0.1μF; 0402 ≥ 0.22μF; 0603 ≥ 2.2μF; 0805 ≥ 2.2μF; 1206 ≥ 10μF; 1210 ≥ 10μF</td> </tr> <tr> <td>16V: 0201 ≥ 0.1μF; 0402 ≥ 0.22μF; 0603 ≥ 1μF; 0805 ≥ 2.2μF; 1206 ≥ 10μF; 1210 ≥ 47μF</td> </tr> <tr> <td>10V: 0201 ≥ 47nF; 0402 ≥ 0.47μF; 0603 ≥ 0.47μF; 0805 ≥ 2.2μF; 1206 ≥ 4.7μF; 1210 ≥ 47μF</td> </tr> <tr> <td>6.3V; 4V; All X6S/X7S items; Size ≥ 1812</td> </tr> </tbody> </table>	Rated voltage	Insulation Resistance	100V: All X7R; 1210 ≥ 3.3μF	1GΩ or RxC ≥ 10 Ω-F whichever is smaller.	50V: 0402 > 0.01μF; 0603 ≥ 1μF; 0805 ≥ 1μF; 1206 ≥ 4.7μF; 1210 ≥ 4.7μF	35V: 0603 ≥ 1μF; 0805 ≥ 2.2μF; 1206 ≥ 2.2μF; 1210 ≥ 10μF	25V: 0201 ≥ 0.1μF; 0402 ≥ 0.22μF; 0603 ≥ 2.2μF; 0805 ≥ 2.2μF; 1206 ≥ 10μF; 1210 ≥ 10μF	16V: 0201 ≥ 0.1μF; 0402 ≥ 0.22μF; 0603 ≥ 1μF; 0805 ≥ 2.2μF; 1206 ≥ 10μF; 1210 ≥ 47μF	10V: 0201 ≥ 47nF; 0402 ≥ 0.47μF; 0603 ≥ 0.47μF; 0805 ≥ 2.2μF; 1206 ≥ 4.7μF; 1210 ≥ 47μF	6.3V; 4V; All X6S/X7S items; Size ≥ 1812																															
Rated voltage	Insulation Resistance																																								
100V: All X7R; 1210 ≥ 3.3μF	1GΩ or RxC ≥ 10 Ω-F whichever is smaller.																																								
50V: 0402 > 0.01μF; 0603 ≥ 1μF; 0805 ≥ 1μF; 1206 ≥ 4.7μF; 1210 ≥ 4.7μF																																									
35V: 0603 ≥ 1μF; 0805 ≥ 2.2μF; 1206 ≥ 2.2μF; 1210 ≥ 10μF																																									
25V: 0201 ≥ 0.1μF; 0402 ≥ 0.22μF; 0603 ≥ 2.2μF; 0805 ≥ 2.2μF; 1206 ≥ 10μF; 1210 ≥ 10μF																																									
16V: 0201 ≥ 0.1μF; 0402 ≥ 0.22μF; 0603 ≥ 1μF; 0805 ≥ 2.2μF; 1206 ≥ 10μF; 1210 ≥ 47μF																																									
10V: 0201 ≥ 47nF; 0402 ≥ 0.47μF; 0603 ≥ 0.47μF; 0805 ≥ 2.2μF; 1206 ≥ 4.7μF; 1210 ≥ 47μF																																									
6.3V; 4V; All X6S/X7S items; Size ≥ 1812																																									

* "Room condition" Temperature: 15 to 35°C, Relative humidity: 25 to 75%, Atmospheric pressure: 86 to 106kPa.

Multilayer Ceramic Capacitors

No	Item	Test Condition	Requirements																																					
14	Humidity (Damp Heat) Load	*Test temp. : 40±2°C *Humidity : 90~95%RH *Test time : 500+24/-0 hrs. *To apply voltage : Rated voltage (MAX. 500V) *Before initial measurement (Class II only): To apply de-aging at 150°C for 1hr then set for 24±2 hrs at room temp. * Cap. / DF(Q) / I.R. Measurement to be made after de-aging at 150°C for 1hr then set for 24±2 hrs at room temp.	* No remarkable damage. Cap change: NP0: ±7.5% or 0.75pF whichever is larger. X7R, X5R: ≥10V**, within ±12.5%; ≤ 6.3V within ±25%; TT series & C ≥ 1uF, within ±25% **10V: 0603 ≥ 4.7µF; 0402 ≥ 1µF; 0201 ≥ 0.1µF, within ±25%; Y5V: ≥10V, within ±30%; ≤ 6.3V, within +30/-40% Q/D.F. value: NP0: C ≥ 30pF, Q ≥ 200; C < 30pF, Q ≥ 100+10/3C X7R, X5R:																																					
			<table border="1"> <thead> <tr> <th>Rated vol.</th> <th>D.F. ≤</th> <th>Exception of D.F. ≤</th> </tr> </thead> <tbody> <tr> <td rowspan="3">≥ 100V</td> <td rowspan="3">≤ 3%</td> <td>≤ 6% 1206 ≥ 0.47µF</td> </tr> <tr> <td>≤ 7.5% 0603 ≥ 0.068µF; 0805 > 0.1µF; 1206 ≥ 1µF; 1210 ≥ 2.2µF; TT series</td> </tr> <tr> <td>≤ 20% 0805 > 0.22µF; 1210 ≥ 3.3µF</td> </tr> <tr> <td rowspan="3">50V</td> <td rowspan="3">≤ 3%</td> <td>≤ 6% 0201(50V); 0603 ≥ 0.047µF; 0805 ≥ 0.18µF; 1206 ≥ 0.47µF</td> </tr> <tr> <td>≤ 10% 0201 ≥ 0.01uF; 1210 ≥ 3.3µF</td> </tr> <tr> <td>≤ 20% 0402 ≥ 0.012µF; 0603 > 0.1µF; 0805 ≥ 1µF (0805/X7R > 0.47µF); 1206 ≥ 2.2µF; 1210 ≥ 10µF; TT series</td> </tr> <tr> <td rowspan="2">35V</td> <td rowspan="2">≤ 5%</td> <td>≤ 20% 0603 ≥ 1µF; 0805 ≥ 2.2µF; 1206 ≥ 2.2µF; 1210 ≥ 10µF</td> </tr> <tr> <td>≤ 10% 0201 ≥ 0.01µF (0201/X5R = 0.01µF); 0805 ≥ 1µF; 1210 ≥ 10µF*</td> </tr> <tr> <td rowspan="4">25V</td> <td rowspan="4">≤ 5%</td> <td>≤ 14% 0603 ≥ 0.33µF</td> </tr> <tr> <td>≤ 15% 0201 ≥ 0.1µF (0201/X5R > 0.01µF); 0603 ≥ 0.47µF; TT series</td> </tr> <tr> <td>0402 ≥ 0.10µF (0402/X7R ≥ 0.056µF); 0805 ≥ 2.2µF; 1206 ≥ 4.7µF; 1210 ≥ 22µF (1210/X5R ≥ 10µF)*;</td> </tr> <tr> <td>≤ 20% 0402 ≥ 0.47µF</td> </tr> <tr> <td rowspan="2">16V</td> <td rowspan="2">≤ 5%</td> <td>≤ 10% 0603 ≥ 0.15µF; 0805 ≥ 0.68µF; 1206 ≥ 2.2µF; 1210 ≥ 4.7µF</td> </tr> <tr> <td>≤ 15% 0201 ≥ 0.01µF (0201/X7R ≥ 0.022µF); 0402 ≥ 0.033µF; 0603 > 0.47µF; 0805 ≥ 2.2µF; 1206 ≥ 4.7µF; 1210 ≥ 22µF; TT series</td> </tr> <tr> <td rowspan="2">10V</td> <td rowspan="2">≤ 7.5%</td> <td>≤ 15% 0201 ≥ 0.012µF; 0402 ≥ 0.22µF; 0603 ≥ 0.33µF; 0805 ≥ 2.2µF; 1206 ≥ 2.2µF; 1210 ≥ 22µF</td> </tr> <tr> <td>≤ 20% 0201 ≥ 0.1µF; 0402 ≥ 1µF; 0603/X5R ≥ 10µF; TT series; 01R5/X5R</td> </tr> <tr> <td>6.3V</td> <td>≤ 15%</td> <td>≤ 30% 0201 ≥ 0.1µF; 0402 ≥ 1µF (0402/X6S ≥ 0.47µF); 0603 ≥ 10µF; 0805 ≥ 4.7µF; 1206 ≥ 47µF; 1210 ≥ 100µF; TT series</td> </tr> <tr> <td>4V</td> <td>≤ 20%</td> <td>---</td> </tr> </tbody> </table>	Rated vol.	D.F. ≤	Exception of D.F. ≤	≥ 100V	≤ 3%	≤ 6% 1206 ≥ 0.47µF	≤ 7.5% 0603 ≥ 0.068µF; 0805 > 0.1µF; 1206 ≥ 1µF; 1210 ≥ 2.2µF; TT series	≤ 20% 0805 > 0.22µF; 1210 ≥ 3.3µF	50V	≤ 3%	≤ 6% 0201(50V); 0603 ≥ 0.047µF; 0805 ≥ 0.18µF; 1206 ≥ 0.47µF	≤ 10% 0201 ≥ 0.01uF; 1210 ≥ 3.3µF	≤ 20% 0402 ≥ 0.012µF; 0603 > 0.1µF; 0805 ≥ 1µF (0805/X7R > 0.47µF); 1206 ≥ 2.2µF; 1210 ≥ 10µF; TT series	35V	≤ 5%	≤ 20% 0603 ≥ 1µF; 0805 ≥ 2.2µF; 1206 ≥ 2.2µF; 1210 ≥ 10µF	≤ 10% 0201 ≥ 0.01µF (0201/X5R = 0.01µF); 0805 ≥ 1µF; 1210 ≥ 10µF*	25V	≤ 5%	≤ 14% 0603 ≥ 0.33µF	≤ 15% 0201 ≥ 0.1µF (0201/X5R > 0.01µF); 0603 ≥ 0.47µF; TT series	0402 ≥ 0.10µF (0402/X7R ≥ 0.056µF); 0805 ≥ 2.2µF; 1206 ≥ 4.7µF; 1210 ≥ 22µF (1210/X5R ≥ 10µF)*;	≤ 20% 0402 ≥ 0.47µF	16V	≤ 5%	≤ 10% 0603 ≥ 0.15µF; 0805 ≥ 0.68µF; 1206 ≥ 2.2µF; 1210 ≥ 4.7µF	≤ 15% 0201 ≥ 0.01µF (0201/X7R ≥ 0.022µF); 0402 ≥ 0.033µF; 0603 > 0.47µF; 0805 ≥ 2.2µF; 1206 ≥ 4.7µF; 1210 ≥ 22µF; TT series	10V	≤ 7.5%	≤ 15% 0201 ≥ 0.012µF; 0402 ≥ 0.22µF; 0603 ≥ 0.33µF; 0805 ≥ 2.2µF; 1206 ≥ 2.2µF; 1210 ≥ 22µF	≤ 20% 0201 ≥ 0.1µF; 0402 ≥ 1µF; 0603/X5R ≥ 10µF; TT series; 01R5/X5R	6.3V	≤ 15%	≤ 30% 0201 ≥ 0.1µF; 0402 ≥ 1µF (0402/X6S ≥ 0.47µF); 0603 ≥ 10µF; 0805 ≥ 4.7µF; 1206 ≥ 47µF; 1210 ≥ 100µF; TT series	4V	≤ 20%	---
			Rated vol.	D.F. ≤	Exception of D.F. ≤																																			
			≥ 100V	≤ 3%	≤ 6% 1206 ≥ 0.47µF																																			
					≤ 7.5% 0603 ≥ 0.068µF; 0805 > 0.1µF; 1206 ≥ 1µF; 1210 ≥ 2.2µF; TT series																																			
					≤ 20% 0805 > 0.22µF; 1210 ≥ 3.3µF																																			
			50V	≤ 3%	≤ 6% 0201(50V); 0603 ≥ 0.047µF; 0805 ≥ 0.18µF; 1206 ≥ 0.47µF																																			
					≤ 10% 0201 ≥ 0.01uF; 1210 ≥ 3.3µF																																			
					≤ 20% 0402 ≥ 0.012µF; 0603 > 0.1µF; 0805 ≥ 1µF (0805/X7R > 0.47µF); 1206 ≥ 2.2µF; 1210 ≥ 10µF; TT series																																			
			35V	≤ 5%	≤ 20% 0603 ≥ 1µF; 0805 ≥ 2.2µF; 1206 ≥ 2.2µF; 1210 ≥ 10µF																																			
					≤ 10% 0201 ≥ 0.01µF (0201/X5R = 0.01µF); 0805 ≥ 1µF; 1210 ≥ 10µF*																																			
			25V	≤ 5%	≤ 14% 0603 ≥ 0.33µF																																			
					≤ 15% 0201 ≥ 0.1µF (0201/X5R > 0.01µF); 0603 ≥ 0.47µF; TT series																																			
					0402 ≥ 0.10µF (0402/X7R ≥ 0.056µF); 0805 ≥ 2.2µF; 1206 ≥ 4.7µF; 1210 ≥ 22µF (1210/X5R ≥ 10µF)*;																																			
					≤ 20% 0402 ≥ 0.47µF																																			
			16V	≤ 5%	≤ 10% 0603 ≥ 0.15µF; 0805 ≥ 0.68µF; 1206 ≥ 2.2µF; 1210 ≥ 4.7µF																																			
					≤ 15% 0201 ≥ 0.01µF (0201/X7R ≥ 0.022µF); 0402 ≥ 0.033µF; 0603 > 0.47µF; 0805 ≥ 2.2µF; 1206 ≥ 4.7µF; 1210 ≥ 22µF; TT series																																			
			10V	≤ 7.5%	≤ 15% 0201 ≥ 0.012µF; 0402 ≥ 0.22µF; 0603 ≥ 0.33µF; 0805 ≥ 2.2µF; 1206 ≥ 2.2µF; 1210 ≥ 22µF																																			
					≤ 20% 0201 ≥ 0.1µF; 0402 ≥ 1µF; 0603/X5R ≥ 10µF; TT series; 01R5/X5R																																			
			6.3V	≤ 15%	≤ 30% 0201 ≥ 0.1µF; 0402 ≥ 1µF (0402/X6S ≥ 0.47µF); 0603 ≥ 10µF; 0805 ≥ 4.7µF; 1206 ≥ 47µF; 1210 ≥ 100µF; TT series																																			
			4V	≤ 20%	---																																			
			Y5V:																																					
			<table border="1"> <thead> <tr> <th>Rated vol.</th> <th>D.F. ≤</th> <th>Exception of D.F. ≤</th> </tr> </thead> <tbody> <tr> <td rowspan="2">≥ 50V</td> <td rowspan="2">≤ 7.5%</td> <td>≤ 10% 0603 ≥ 0.1µF; 0805 ≥ 0.47µF; 1206 ≥ 4.7µF</td> </tr> <tr> <td>≤ 20% 1210 ≥ 6.8µF</td> </tr> <tr> <td>35V</td> <td>≤ 10%</td> <td>---</td> </tr> <tr> <td rowspan="2">25V</td> <td rowspan="2">≤ 7.5%</td> <td>≤ 10% 0402 ≥ 0.047µF; 0603 ≥ 0.1µF; 0805 ≥ 0.33µF; 1206 ≥ 1µF; 1210 ≥ 4.7µF</td> </tr> <tr> <td>≤ 15% 0402 ≥ 0.068µF; 0603 ≥ 0.47µF; 1206 ≥ 4.7µF; 1210 ≥ 22µF</td> </tr> <tr> <td>16V (C < 1.0µF)</td> <td>≤ 10%</td> <td>≤ 12.5% 0402 ≥ 0.068µF; 0603 ≥ 0.68µF</td> </tr> <tr> <td>16V (C ≥ 1.0µF)</td> <td>≤ 20%</td> <td>0402 ≥ 0.22µF</td> </tr> <tr> <td rowspan="2">10V</td> <td rowspan="2">≤ 20%</td> <td>≤ 30% 0603 ≥ 2.2µF; 0805 ≥ 3.3µF; 1206 ≥ 10µF; 1210 ≥ 22µF; 1812 ≥ 47µF;</td> </tr> <tr> <td>0402 ≥ 0.47µF</td> </tr> <tr> <td>6.3V</td> <td>≤ 30%</td> <td>---</td> </tr> </tbody> </table>	Rated vol.	D.F. ≤	Exception of D.F. ≤	≥ 50V	≤ 7.5%	≤ 10% 0603 ≥ 0.1µF; 0805 ≥ 0.47µF; 1206 ≥ 4.7µF	≤ 20% 1210 ≥ 6.8µF	35V	≤ 10%	---	25V	≤ 7.5%	≤ 10% 0402 ≥ 0.047µF; 0603 ≥ 0.1µF; 0805 ≥ 0.33µF; 1206 ≥ 1µF; 1210 ≥ 4.7µF	≤ 15% 0402 ≥ 0.068µF; 0603 ≥ 0.47µF; 1206 ≥ 4.7µF; 1210 ≥ 22µF	16V (C < 1.0µF)	≤ 10%	≤ 12.5% 0402 ≥ 0.068µF; 0603 ≥ 0.68µF	16V (C ≥ 1.0µF)	≤ 20%	0402 ≥ 0.22µF	10V	≤ 20%	≤ 30% 0603 ≥ 2.2µF; 0805 ≥ 3.3µF; 1206 ≥ 10µF; 1210 ≥ 22µF; 1812 ≥ 47µF;	0402 ≥ 0.47µF	6.3V	≤ 30%	---										
			Rated vol.	D.F. ≤	Exception of D.F. ≤																																			
≥ 50V	≤ 7.5%	≤ 10% 0603 ≥ 0.1µF; 0805 ≥ 0.47µF; 1206 ≥ 4.7µF																																						
		≤ 20% 1210 ≥ 6.8µF																																						
35V	≤ 10%	---																																						
25V	≤ 7.5%	≤ 10% 0402 ≥ 0.047µF; 0603 ≥ 0.1µF; 0805 ≥ 0.33µF; 1206 ≥ 1µF; 1210 ≥ 4.7µF																																						
		≤ 15% 0402 ≥ 0.068µF; 0603 ≥ 0.47µF; 1206 ≥ 4.7µF; 1210 ≥ 22µF																																						
16V (C < 1.0µF)	≤ 10%	≤ 12.5% 0402 ≥ 0.068µF; 0603 ≥ 0.68µF																																						
16V (C ≥ 1.0µF)	≤ 20%	0402 ≥ 0.22µF																																						
10V	≤ 20%	≤ 30% 0603 ≥ 2.2µF; 0805 ≥ 3.3µF; 1206 ≥ 10µF; 1210 ≥ 22µF; 1812 ≥ 47µF;																																						
		0402 ≥ 0.47µF																																						
6.3V	≤ 30%	---																																						
*I.R.: ≥10V, 500MΩ or 25 Ω-F whichever is smaller. Class II (X7R, X5R, Y5V)																																								
<table border="1"> <thead> <tr> <th>Rated voltage</th> <th>Insulation Resistance</th> </tr> </thead> <tbody> <tr> <td>100V: All X7R; 1210 ≥ 3.3µF</td> <td rowspan="7">500MΩ or RxC ≥ 5 Ω-F whichever is smaller.</td> </tr> <tr> <td>50V: 0402 > 0.01µF; 0603 ≥ 1µF; 0805 ≥ 1µF; 1206 ≥ 4.7µF; 1210 ≥ 4.7µF</td> </tr> <tr> <td>35V: 0603 ≥ 1µF; 0805 ≥ 2.2µF; 1206 ≥ 2.2µF; 1210 ≥ 10µF</td> </tr> <tr> <td>25V: 0201 ≥ 0.1uF; 0402 ≥ 0.22µF; 0603 ≥ 2.2µF; 0805 ≥ 2.2µF; 1206 ≥ 10µF; 1210 ≥ 10µF</td> </tr> <tr> <td>16V: 0201 ≥ 0.1uF; 0402 ≥ 0.22µF; 0603 ≥ 1µF; 0805 ≥ 2.2µF; 1206 ≥ 10µF; 1210 ≥ 47µF</td> </tr> <tr> <td>10V: 0201 ≥ 47nF; 0402 ≥ 0.47µF; 0603 ≥ 0.47µF; 0805 ≥ 2.2µF; 1206 ≥ 4.7µF; 1210 ≥ 47µF</td> </tr> <tr> <td>6.3V ; 4V ; TT series ; All X6S/X7S items; Size ≥ 1812</td> </tr> </tbody> </table>	Rated voltage	Insulation Resistance	100V: All X7R; 1210 ≥ 3.3µF	500MΩ or RxC ≥ 5 Ω-F whichever is smaller.	50V: 0402 > 0.01µF; 0603 ≥ 1µF; 0805 ≥ 1µF; 1206 ≥ 4.7µF; 1210 ≥ 4.7µF	35V: 0603 ≥ 1µF; 0805 ≥ 2.2µF; 1206 ≥ 2.2µF; 1210 ≥ 10µF	25V: 0201 ≥ 0.1uF; 0402 ≥ 0.22µF; 0603 ≥ 2.2µF; 0805 ≥ 2.2µF; 1206 ≥ 10µF; 1210 ≥ 10µF	16V: 0201 ≥ 0.1uF; 0402 ≥ 0.22µF; 0603 ≥ 1µF; 0805 ≥ 2.2µF; 1206 ≥ 10µF; 1210 ≥ 47µF	10V: 0201 ≥ 47nF; 0402 ≥ 0.47µF; 0603 ≥ 0.47µF; 0805 ≥ 2.2µF; 1206 ≥ 4.7µF; 1210 ≥ 47µF	6.3V ; 4V ; TT series ; All X6S/X7S items; Size ≥ 1812																														
Rated voltage	Insulation Resistance																																							
100V: All X7R; 1210 ≥ 3.3µF	500MΩ or RxC ≥ 5 Ω-F whichever is smaller.																																							
50V: 0402 > 0.01µF; 0603 ≥ 1µF; 0805 ≥ 1µF; 1206 ≥ 4.7µF; 1210 ≥ 4.7µF																																								
35V: 0603 ≥ 1µF; 0805 ≥ 2.2µF; 1206 ≥ 2.2µF; 1210 ≥ 10µF																																								
25V: 0201 ≥ 0.1uF; 0402 ≥ 0.22µF; 0603 ≥ 2.2µF; 0805 ≥ 2.2µF; 1206 ≥ 10µF; 1210 ≥ 10µF																																								
16V: 0201 ≥ 0.1uF; 0402 ≥ 0.22µF; 0603 ≥ 1µF; 0805 ≥ 2.2µF; 1206 ≥ 10µF; 1210 ≥ 47µF																																								
10V: 0201 ≥ 47nF; 0402 ≥ 0.47µF; 0603 ≥ 0.47µF; 0805 ≥ 2.2µF; 1206 ≥ 4.7µF; 1210 ≥ 47µF																																								
6.3V ; 4V ; TT series ; All X6S/X7S items; Size ≥ 1812																																								

* "Room condition" Temperature: 15 to 35°C, Relative humidity: 25 to 75%, Atmospheric pressure: 86 to 106kPa.

Multilayer Ceramic Capacitors

No	Item	Test Condition	Requirements																																																																									
15.	High Temperature Load (Endurance)	Test temp. : NP0, X7R/X7E/X7S: 125±3°C X6S: 105±3°C X5R, Y5V: 85±3°C Test time: 1000+24/-0 hrs. To apply voltage: (1) 100% of rated voltage for below range.	* No remarkable damage. Cap change: NP0: ±3.0% or ±0.3pF whichever is larger X7R, X5R: ≥10V**, within ±12.5%; ≤ 6.3V within ±25%; TT series & C ≥ 1uF, within ±25% **10V: 0603 ≥ 4.7μF; 0402 ≥ 1μF; 0201 ≥ 0.1μF, within ±25%; Y5V: ≥10V, within ±30%; ≤ 6.3V, within +30/-40%																																																																									
		<table border="1"> <thead> <tr> <th>Size</th> <th>Dielectric</th> <th>Rated voltage</th> <th>Capacitance</th> </tr> </thead> <tbody> <tr> <td rowspan="2">0201</td> <td rowspan="2">X5R/X7R/ X6S/X7S</td> <td>≤ 10V</td> <td>C ≥ 0.1μF</td> </tr> <tr> <td>≥ 16V</td> <td>C > 0.1μF</td> </tr> <tr> <td rowspan="4">0402</td> <td rowspan="2">X5R</td> <td>≤ 16V</td> <td>C > 1.0μF</td> </tr> <tr> <td>25V, 50V</td> <td>C ≥ 1.0μF</td> </tr> <tr> <td rowspan="2">X6S</td> <td>6.3V, 10V</td> <td>C > 1.0μF</td> </tr> <tr> <td>16V, 25V</td> <td>C ≥ 1.0μF</td> </tr> <tr> <td>X7R/X7S/Y5V</td> <td>6.3V, 10V</td> <td>C ≥ 1.0μF</td> </tr> <tr> <td rowspan="4">0603</td> <td rowspan="2">X5R/X7R/ X6S/X7S</td> <td>4V</td> <td>C ≥ 22μF</td> </tr> <tr> <td>6.3V, 10V</td> <td>C ≥ 4.7μF</td> </tr> <tr> <td rowspan="2">X5R/X6S/X7S</td> <td>25V</td> <td>C ≥ 1.0μF</td> </tr> <tr> <td>35V</td> <td>C ≥ 1.0μF</td> </tr> <tr> <td rowspan="6">0805</td> <td rowspan="3">X5R/X7R/ X6S/X7S</td> <td>4V</td> <td>C ≥ 47μF</td> </tr> <tr> <td>6.3V</td> <td>C ≥ 22μF</td> </tr> <tr> <td>10V, 50V</td> <td>C ≥ 10μF</td> </tr> <tr> <td rowspan="2">X6S</td> <td>16V</td> <td>C > 10μF</td> </tr> <tr> <td>25V</td> <td>C ≥ 10μF</td> </tr> <tr> <td>X7R/X7S</td> <td>16V, 25V</td> <td>C ≥ 10μF</td> </tr> <tr> <td>X5R</td> <td>16V, 25V</td> <td>C ≥ 22μF</td> </tr> <tr> <td>1206</td> <td>X5R/X7R/X6S</td> <td>≤ 6.3V</td> <td>C ≥ 47μF</td> </tr> <tr> <td>1210</td> <td>X5R/X7R/X6S</td> <td>16V</td> <td>C ≥ 47μF</td> </tr> <tr> <td>X7R</td> <td>100V</td> <td>C ≥ 3.3μF</td> </tr> <tr> <td>TT15</td> <td>X5R</td> <td>6.3V</td> <td>C > 1.0μF</td> </tr> <tr> <td>TT21</td> <td>X5R/X7R/X6S</td> <td>≤ 10V</td> <td>C ≥ 10μF</td> </tr> </tbody> </table>	Size	Dielectric	Rated voltage	Capacitance	0201	X5R/X7R/ X6S/X7S	≤ 10V	C ≥ 0.1μF	≥ 16V	C > 0.1μF	0402	X5R	≤ 16V	C > 1.0μF	25V, 50V	C ≥ 1.0μF	X6S	6.3V, 10V	C > 1.0μF	16V, 25V	C ≥ 1.0μF	X7R/X7S/Y5V	6.3V, 10V	C ≥ 1.0μF	0603	X5R/X7R/ X6S/X7S	4V	C ≥ 22μF	6.3V, 10V	C ≥ 4.7μF	X5R/X6S/X7S	25V	C ≥ 1.0μF	35V	C ≥ 1.0μF	0805	X5R/X7R/ X6S/X7S	4V	C ≥ 47μF	6.3V	C ≥ 22μF	10V, 50V	C ≥ 10μF	X6S	16V	C > 10μF	25V	C ≥ 10μF	X7R/X7S	16V, 25V	C ≥ 10μF	X5R	16V, 25V	C ≥ 22μF	1206	X5R/X7R/X6S	≤ 6.3V	C ≥ 47μF	1210	X5R/X7R/X6S	16V	C ≥ 47μF	X7R	100V	C ≥ 3.3μF	TT15	X5R	6.3V	C > 1.0μF	TT21	X5R/X7R/X6S	≤ 10V	C ≥ 10μF	Q/D.F. value: NP0: More than 30pF, Q ≥ 350 10pF < C < 30pF, Q ≥ 275+2.5C Less than 10pF, Q ≥ 200+10C X7R, X5R:
		Size	Dielectric	Rated voltage	Capacitance																																																																							
		0201	X5R/X7R/ X6S/X7S	≤ 10V	C ≥ 0.1μF																																																																							
				≥ 16V	C > 0.1μF																																																																							
		0402	X5R	≤ 16V	C > 1.0μF																																																																							
				25V, 50V	C ≥ 1.0μF																																																																							
			X6S	6.3V, 10V	C > 1.0μF																																																																							
				16V, 25V	C ≥ 1.0μF																																																																							
		X7R/X7S/Y5V	6.3V, 10V	C ≥ 1.0μF																																																																								
		0603	X5R/X7R/ X6S/X7S	4V	C ≥ 22μF																																																																							
				6.3V, 10V	C ≥ 4.7μF																																																																							
			X5R/X6S/X7S	25V	C ≥ 1.0μF																																																																							
				35V	C ≥ 1.0μF																																																																							
		0805	X5R/X7R/ X6S/X7S	4V	C ≥ 47μF																																																																							
				6.3V	C ≥ 22μF																																																																							
				10V, 50V	C ≥ 10μF																																																																							
			X6S	16V	C > 10μF																																																																							
				25V	C ≥ 10μF																																																																							
			X7R/X7S	16V, 25V	C ≥ 10μF																																																																							
		X5R	16V, 25V	C ≥ 22μF																																																																								
		1206	X5R/X7R/X6S	≤ 6.3V	C ≥ 47μF																																																																							
		1210	X5R/X7R/X6S	16V	C ≥ 47μF																																																																							
		X7R	100V	C ≥ 3.3μF																																																																								
		TT15	X5R	6.3V	C > 1.0μF																																																																							
TT21	X5R/X7R/X6S	≤ 10V	C ≥ 10μF																																																																									
		<table border="1"> <thead> <tr> <th>Rated vol.</th> <th>D.F. ≤</th> <th>Exception of D.F. ≤</th> </tr> </thead> <tbody> <tr> <td rowspan="2">≥ 100V</td> <td rowspan="2">≤ 3%</td> <td>≤ 6% 1206 ≥ 0.47μF</td> </tr> <tr> <td>≤ 7.5% 0603 ≥ 0.068μF; 0805 > 0.1μF; 1206 ≥ 1μF; 1210 ≥ 2.2μF; TT series</td> </tr> <tr> <td rowspan="4">50V</td> <td rowspan="4">≤ 3%</td> <td>≤ 6% 0201 (50V); 0603 ≥ 0.047μF; 0805 ≥ 0.18μF; 1206 ≥ 0.47μF</td> </tr> <tr> <td>≤ 10% 0201 ≥ 0.01μF; 1210 ≥ 3.3μF</td> </tr> <tr> <td>≤ 20% 0402 ≥ 0.012μF; 0603 > 0.1μF; 0805 ≥ 1μF (0805/X7R > 0.47μF); 1206 ≥ 2.2μF; 1210 ≥ 10μF; TT series</td> </tr> <tr> <td>≤ 20% 0603 ≥ 1μF; 0805 ≥ 2.2μF; 1206 ≥ 2.2μF; 1210 ≥ 10μF</td> </tr> <tr> <td rowspan="4">35V</td> <td rowspan="4">≤ 5%</td> <td>≤ 10% 0201 ≥ 0.01μF (0201/X5R = 0.01μF); 0805 ≥ 1μF; 1210 ≥ 10μF*</td> </tr> <tr> <td>≤ 14% 0603 ≥ 0.33μF</td> </tr> <tr> <td>≤ 10% 0201 ≥ 0.1μF (0201/X5R > 0.01μF); 0603 ≥ 0.47μF; TT series</td> </tr> <tr> <td>≤ 15% 0402 ≥ 0.10μF (0402/X7R ≥ 0.056μF); 0805 ≥ 2.2μF; 1206 ≥ 4.7μF; 1210 ≥ 22μF (1210/X5R ≥ 10μF)*;</td> </tr> <tr> <td rowspan="3">25V</td> <td rowspan="3">≤ 5%</td> <td>≤ 10% 0603 ≥ 0.15μF; 0805 ≥ 0.68μF; 1206 ≥ 2.2μF; 1210 ≥ 4.7μF</td> </tr> <tr> <td>≤ 15% 0201 ≥ 0.01μF (0201/X7R ≥ 0.022μF); 0402 ≥ 0.033μF; 0603 > 0.47μF; 0805 ≥ 2.2μF; 1206 ≥ 4.7μF; 1210 ≥ 22μF; TT series</td> </tr> <tr> <td>≤ 20% 0201 ≥ 0.01μF; 0402 ≥ 1μF; 0603/X5R ≥ 10μF; TT series; 01R5/X5R</td> </tr> <tr> <td rowspan="3">10V</td> <td rowspan="3">≤ 7.5%</td> <td>≤ 15% 0201 ≥ 0.1μF; 0402 ≥ 1μF (0402/X6S ≥ 0.47μF); 0603 ≥ 10μF; 0805 ≥ 4.7μF; 1206 ≥ 47μF; 1210 ≥ 100μF; TT series</td> </tr> <tr> <td>≤ 30% ---</td> </tr> <tr> <td>---</td> </tr> <tr> <td rowspan="4">6.3V</td> <td rowspan="4">≤ 15%</td> <td>≤ 10% 0402 ≥ 0.047μF; 0603 ≥ 0.1μF; 0805 ≥ 0.33μF; 1206 ≥ 1μF; 1210 ≥ 4.7μF</td> </tr> <tr> <td>≤ 15% 0402 ≥ 0.068μF; 0603 ≥ 0.47μF; 1206 ≥ 4.7μF; 1210 ≥ 22μF</td> </tr> <tr> <td>≤ 12.5% 0402 ≥ 0.068μF; 0603 ≥ 0.68μF</td> </tr> <tr> <td>≤ 20% 0402 ≥ 0.22μF</td> </tr> <tr> <td rowspan="2">4V</td> <td rowspan="2">≤ 20%</td> <td>≤ 10% 0603 ≥ 2.2μF; 0805 ≥ 3.3μF; 1206 ≥ 10μF; 1210 ≥ 47μF; 1812 ≥ 47μF;</td> </tr> <tr> <td>≤ 30% 0402 ≥ 0.47μF</td> </tr> <tr> <td>---</td> <td>---</td> <td>---</td> </tr> </tbody> </table>	Rated vol.	D.F. ≤	Exception of D.F. ≤	≥ 100V	≤ 3%	≤ 6% 1206 ≥ 0.47μF	≤ 7.5% 0603 ≥ 0.068μF; 0805 > 0.1μF; 1206 ≥ 1μF; 1210 ≥ 2.2μF; TT series	50V	≤ 3%	≤ 6% 0201 (50V); 0603 ≥ 0.047μF; 0805 ≥ 0.18μF; 1206 ≥ 0.47μF	≤ 10% 0201 ≥ 0.01μF; 1210 ≥ 3.3μF	≤ 20% 0402 ≥ 0.012μF; 0603 > 0.1μF; 0805 ≥ 1μF (0805/X7R > 0.47μF); 1206 ≥ 2.2μF; 1210 ≥ 10μF; TT series	≤ 20% 0603 ≥ 1μF; 0805 ≥ 2.2μF; 1206 ≥ 2.2μF; 1210 ≥ 10μF	35V	≤ 5%	≤ 10% 0201 ≥ 0.01μF (0201/X5R = 0.01μF); 0805 ≥ 1μF; 1210 ≥ 10μF*	≤ 14% 0603 ≥ 0.33μF	≤ 10% 0201 ≥ 0.1μF (0201/X5R > 0.01μF); 0603 ≥ 0.47μF; TT series	≤ 15% 0402 ≥ 0.10μF (0402/X7R ≥ 0.056μF); 0805 ≥ 2.2μF; 1206 ≥ 4.7μF; 1210 ≥ 22μF (1210/X5R ≥ 10μF)*;	25V	≤ 5%	≤ 10% 0603 ≥ 0.15μF; 0805 ≥ 0.68μF; 1206 ≥ 2.2μF; 1210 ≥ 4.7μF	≤ 15% 0201 ≥ 0.01μF (0201/X7R ≥ 0.022μF); 0402 ≥ 0.033μF; 0603 > 0.47μF; 0805 ≥ 2.2μF; 1206 ≥ 4.7μF; 1210 ≥ 22μF; TT series	≤ 20% 0201 ≥ 0.01μF; 0402 ≥ 1μF; 0603/X5R ≥ 10μF; TT series; 01R5/X5R	10V	≤ 7.5%	≤ 15% 0201 ≥ 0.1μF; 0402 ≥ 1μF (0402/X6S ≥ 0.47μF); 0603 ≥ 10μF; 0805 ≥ 4.7μF; 1206 ≥ 47μF; 1210 ≥ 100μF; TT series	≤ 30% ---	---	6.3V	≤ 15%	≤ 10% 0402 ≥ 0.047μF; 0603 ≥ 0.1μF; 0805 ≥ 0.33μF; 1206 ≥ 1μF; 1210 ≥ 4.7μF	≤ 15% 0402 ≥ 0.068μF; 0603 ≥ 0.47μF; 1206 ≥ 4.7μF; 1210 ≥ 22μF	≤ 12.5% 0402 ≥ 0.068μF; 0603 ≥ 0.68μF	≤ 20% 0402 ≥ 0.22μF	4V	≤ 20%	≤ 10% 0603 ≥ 2.2μF; 0805 ≥ 3.3μF; 1206 ≥ 10μF; 1210 ≥ 47μF; 1812 ≥ 47μF;	≤ 30% 0402 ≥ 0.47μF	---	---	---																																
Rated vol.	D.F. ≤	Exception of D.F. ≤																																																																										
≥ 100V	≤ 3%	≤ 6% 1206 ≥ 0.47μF																																																																										
		≤ 7.5% 0603 ≥ 0.068μF; 0805 > 0.1μF; 1206 ≥ 1μF; 1210 ≥ 2.2μF; TT series																																																																										
50V	≤ 3%	≤ 6% 0201 (50V); 0603 ≥ 0.047μF; 0805 ≥ 0.18μF; 1206 ≥ 0.47μF																																																																										
		≤ 10% 0201 ≥ 0.01μF; 1210 ≥ 3.3μF																																																																										
		≤ 20% 0402 ≥ 0.012μF; 0603 > 0.1μF; 0805 ≥ 1μF (0805/X7R > 0.47μF); 1206 ≥ 2.2μF; 1210 ≥ 10μF; TT series																																																																										
		≤ 20% 0603 ≥ 1μF; 0805 ≥ 2.2μF; 1206 ≥ 2.2μF; 1210 ≥ 10μF																																																																										
35V	≤ 5%	≤ 10% 0201 ≥ 0.01μF (0201/X5R = 0.01μF); 0805 ≥ 1μF; 1210 ≥ 10μF*																																																																										
		≤ 14% 0603 ≥ 0.33μF																																																																										
		≤ 10% 0201 ≥ 0.1μF (0201/X5R > 0.01μF); 0603 ≥ 0.47μF; TT series																																																																										
		≤ 15% 0402 ≥ 0.10μF (0402/X7R ≥ 0.056μF); 0805 ≥ 2.2μF; 1206 ≥ 4.7μF; 1210 ≥ 22μF (1210/X5R ≥ 10μF)*;																																																																										
25V	≤ 5%	≤ 10% 0603 ≥ 0.15μF; 0805 ≥ 0.68μF; 1206 ≥ 2.2μF; 1210 ≥ 4.7μF																																																																										
		≤ 15% 0201 ≥ 0.01μF (0201/X7R ≥ 0.022μF); 0402 ≥ 0.033μF; 0603 > 0.47μF; 0805 ≥ 2.2μF; 1206 ≥ 4.7μF; 1210 ≥ 22μF; TT series																																																																										
		≤ 20% 0201 ≥ 0.01μF; 0402 ≥ 1μF; 0603/X5R ≥ 10μF; TT series; 01R5/X5R																																																																										
10V	≤ 7.5%	≤ 15% 0201 ≥ 0.1μF; 0402 ≥ 1μF (0402/X6S ≥ 0.47μF); 0603 ≥ 10μF; 0805 ≥ 4.7μF; 1206 ≥ 47μF; 1210 ≥ 100μF; TT series																																																																										
		≤ 30% ---																																																																										

6.3V	≤ 15%	≤ 10% 0402 ≥ 0.047μF; 0603 ≥ 0.1μF; 0805 ≥ 0.33μF; 1206 ≥ 1μF; 1210 ≥ 4.7μF																																																																										
		≤ 15% 0402 ≥ 0.068μF; 0603 ≥ 0.47μF; 1206 ≥ 4.7μF; 1210 ≥ 22μF																																																																										
		≤ 12.5% 0402 ≥ 0.068μF; 0603 ≥ 0.68μF																																																																										
		≤ 20% 0402 ≥ 0.22μF																																																																										
4V	≤ 20%	≤ 10% 0603 ≥ 2.2μF; 0805 ≥ 3.3μF; 1206 ≥ 10μF; 1210 ≥ 47μF; 1812 ≥ 47μF;																																																																										
		≤ 30% 0402 ≥ 0.47μF																																																																										
---	---	---																																																																										
		Y5V: Rated vol. D.F. ≤ Exception of D.F. ≤																																																																										
		≥ 50V ≤ 7.5% ≤ 10% 0603 ≥ 0.1μF; 0805 ≥ 0.47μF; 1206 ≥ 4.7μF																																																																										
		35V ≤ 10% --- 1210 ≥ 6.8μF																																																																										
		25V ≤ 7.5% ≤ 10% 0402 ≥ 0.047μF; 0603 ≥ 0.1μF; 0805 ≥ 0.33μF; 1206 ≥ 1μF; 1210 ≥ 4.7μF																																																																										
		≤ 15% 0402 ≥ 0.068μF; 0603 ≥ 0.47μF; 1206 ≥ 4.7μF; 1210 ≥ 22μF																																																																										
		16V (C < 1.0μF) ≤ 10% ≤ 12.5% 0402 ≥ 0.068μF; 0603 ≥ 0.68μF																																																																										
		≤ 20% 0402 ≥ 0.22μF																																																																										
		16V (C ≥ 1.0μF) ≤ 12.5% ≤ 20% 0603 ≥ 2.2μF; 0805 ≥ 3.3μF; 1206 ≥ 10μF; 1210 ≥ 22μF; 1812 ≥ 47μF;																																																																										
		10V ≤ 20% ≤ 30% 0402 ≥ 0.47μF																																																																										
		6.3V ≤ 30% ---																																																																										
		6.3V ; 4V ; TT series ; All X6S/X7S items; Size ≥ 1812																																																																										
		*I.R.: ≥ 10V, 1GΩ or 50 Ω-F whichever is smaller.																																																																										
		Class II (X7R, X5R, Y5V)																																																																										
		<table border="1"> <thead> <tr> <th>Rated voltage</th> <th>Insulation Resistance</th> </tr> </thead> <tbody> <tr> <td>100V: All X7R; 1210 ≥ 3.3μF</td> <td rowspan="7">1GΩ or RxC ≥ 10 Ω-F whichever is smaller.</td> </tr> <tr> <td>50V: 0402 > 0.01μF; 0603 ≥ 1μF; 0805 ≥ 1μF; 1206 ≥ 4.7μF; 1210 ≥ 4.7μF</td> </tr> <tr> <td>35V: 0603 ≥ 1μF; 0805 ≥ 2.2μF; 1206 ≥ 2.2μF; 1210 ≥ 10μF</td> </tr> <tr> <td>25V: 0201 ≥ 0.1μF; 0402 ≥ 0.22μF; 0603 ≥ 2.2μF; 0805 ≥ 2.2μF; 1206 ≥ 10μF; 1210 ≥ 10μF</td> </tr> <tr> <td>16V: 0201 ≥ 0.1μF; 0402 ≥ 0.22μF; 0603 ≥ 1μF; 0805 ≥ 2.2μF; 1206 ≥ 10μF; 1210 ≥ 47μF</td> </tr> <tr> <td>10V: 0201 ≥ 47nF; 0402 ≥ 0.47μF; 0603 ≥ 0.47μF; 0805 ≥ 2.2μF; 1206 ≥ 4.7μF; 1210 ≥ 47μF</td> </tr> <tr> <td>6.3V ; 4V ; TT series ; All X6S/X7S items; Size ≥ 1812</td> </tr> </tbody> </table>	Rated voltage	Insulation Resistance	100V: All X7R; 1210 ≥ 3.3μF	1GΩ or RxC ≥ 10 Ω-F whichever is smaller.	50V: 0402 > 0.01μF; 0603 ≥ 1μF; 0805 ≥ 1μF; 1206 ≥ 4.7μF; 1210 ≥ 4.7μF	35V: 0603 ≥ 1μF; 0805 ≥ 2.2μF; 1206 ≥ 2.2μF; 1210 ≥ 10μF	25V: 0201 ≥ 0.1μF; 0402 ≥ 0.22μF; 0603 ≥ 2.2μF; 0805 ≥ 2.2μF; 1206 ≥ 10μF; 1210 ≥ 10μF	16V: 0201 ≥ 0.1μF; 0402 ≥ 0.22μF; 0603 ≥ 1μF; 0805 ≥ 2.2μF; 1206 ≥ 10μF; 1210 ≥ 47μF	10V: 0201 ≥ 47nF; 0402 ≥ 0.47μF; 0603 ≥ 0.47μF; 0805 ≥ 2.2μF; 1206 ≥ 4.7μF; 1210 ≥ 47μF	6.3V ; 4V ; TT series ; All X6S/X7S items; Size ≥ 1812																																																																
Rated voltage	Insulation Resistance																																																																											
100V: All X7R; 1210 ≥ 3.3μF	1GΩ or RxC ≥ 10 Ω-F whichever is smaller.																																																																											
50V: 0402 > 0.01μF; 0603 ≥ 1μF; 0805 ≥ 1μF; 1206 ≥ 4.7μF; 1210 ≥ 4.7μF																																																																												
35V: 0603 ≥ 1μF; 0805 ≥ 2.2μF; 1206 ≥ 2.2μF; 1210 ≥ 10μF																																																																												
25V: 0201 ≥ 0.1μF; 0402 ≥ 0.22μF; 0603 ≥ 2.2μF; 0805 ≥ 2.2μF; 1206 ≥ 10μF; 1210 ≥ 10μF																																																																												
16V: 0201 ≥ 0.1μF; 0402 ≥ 0.22μF; 0603 ≥ 1μF; 0805 ≥ 2.2μF; 1206 ≥ 10μF; 1210 ≥ 47μF																																																																												
10V: 0201 ≥ 47nF; 0402 ≥ 0.47μF; 0603 ≥ 0.47μF; 0805 ≥ 2.2μF; 1206 ≥ 4.7μF; 1210 ≥ 47μF																																																																												
6.3V ; 4V ; TT series ; All X6S/X7S items; Size ≥ 1812																																																																												
		(3) ≤ 6.3V or C ≥ 10μF : 150% of rated voltage. (4) 10V ≤ Ur < 500V: 200% of rated voltage. (5) 500V: 150% of rated voltage. (6) Ur ≥ 630V: 120% of rated voltage * Before initial measurement (Class II only): To apply de-aging at 150°C for 1hr then set for 24±2 hrs at room temp. * Cap. / DF(Q) / I.R. Measurement to be made after de-aging at 150°C for 1hr then set for 24±2 hrs at room temp. * De-rating conditions:																																																																										

* "Room condition" Temperature: 15 to 35°C, Relative humidity: 25 to 75%, Atmospheric pressure: 86 to 106kPa.

Multilayer Ceramic Capacitors

APPENDICES

■ Tape & reel dimensions

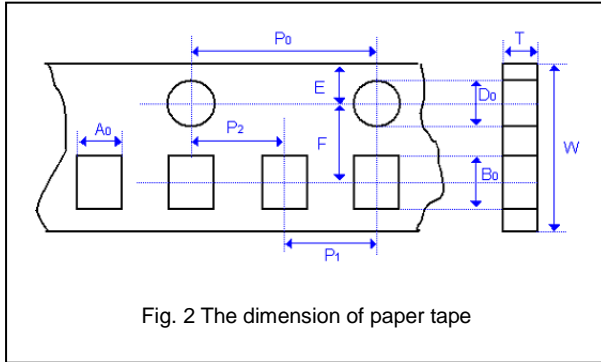


Fig. 2 The dimension of paper tape

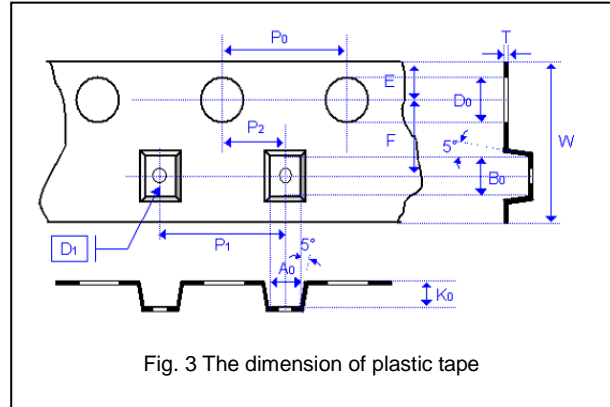


Fig. 3 The dimension of plastic tape

Size	0201	0402	0603	0805			1206			1210				1808		1812		
Thickness	L	N,E	S,H,X	A,H	B,T	D,I	B,T	C,J,D	G,P	T	C,D	G,K	M	D,F	G,K	D,F	G,K	M,U
A ₀	0.40 +/-0.10	0.70 +/-0.20	1.05 +/-0.30	1.50 +/-0.20	1.50 +/-0.20	< 1.80	1.90 +/-0.50	< 2.00	< 2.30	< 3.05	< 3.05	< 3.05	< 3.20	< 2.50	< 2.50	< 3.90	< 3.90	< 3.90
B ₀	0.70 +/-0.10	1.20 +/-0.20	1.80 +/-0.30	2.30 +/-0.20	2.30 +/-0.20	< 2.70	3.50 +/-0.50	< 3.70	< 4.00	< 3.80	< 3.80	< 3.80	< 4.00	< 5.30	< 5.30	< 5.30	< 5.30	< 5.30
T	≤ 0.55	≤ 0.80	≤ 1.20	≤ 1.15	≤ 1.20	0.23 +/-0.1	≤ 1.20	0.23 +/-0.1	0.23 +/-0.1	0.23 +/-0.1	0.23 +/-0.1	0.23 +/-0.1	0.23 +/-0.1	0.25 +/-0.1	0.25 +/-0.1	0.25 +/-0.1	0.25 +/-0.1	0.25 +/-0.1
K ₀	-	-	-	-	-	< 2.00	-	< 2.00	< 2.50	< 1.50	< 2.00	< 2.50	< 3.20	< 2.00	< 2.50	< 2.00	< 2.50	< 3.50
W	8.00 +/-0.30	8.00 +/-0.30	8.00 +/-0.30	8.00 +/-0.30	8.00 +/-0.30	8.00 +/-0.30	8.00 +/-0.30	8.00 +/-0.30	8.00 +/-0.30	8.00 +/-0.30	8.00 +/-0.30	8.00 +/-0.30	8.00 +/-0.30	12.00 +/-0.30	12.00 +/-0.30	12.00 +/-0.30	12.00 +/-0.30	12.00 +/-0.30
P ₀	4.00 +/-0.10	4.00 +/-0.10	4.00 +/-0.10	4.00 +/-0.10	4.00 +/-0.10	4.00 +/-0.10	4.00 +/-0.10	4.00 +/-0.10	4.00 +/-0.10	4.00 +/-0.10	4.00 +/-0.10	4.00 +/-0.10	4.00 +/-0.10	4.00 +/-0.10	4.00 +/-0.10	4.00 +/-0.10	4.00 +/-0.10	4.00 +/-0.10
10xP ₀	40.00 +/-0.10	40.00 +/-0.10	40.00 +/-0.20	40.00 +/-0.20	40.00 +/-0.20	40.00 +/-0.20	40.00 +/-0.20	40.00 +/-0.20	40.00 +/-0.20	40.00 +/-0.20	40.00 +/-0.20	40.00 +/-0.20	40.00 +/-0.20	40.00 +/-0.20	40.00 +/-0.20	40.00 +/-0.20	40.00 +/-0.20	40.00 +/-0.20
P ₁	2.00 +/-0.05	2.00 +/-0.05	4.00 +/-0.10	4.00 +/-0.10	4.00 +/-0.10	4.00 +/-0.10	4.00 +/-0.10	4.00 +/-0.10	4.00 +/-0.10	4.00 +/-0.10	4.00 +/-0.10	4.00 +/-0.10	4.00 +/-0.10	4.00 +/-0.10	4.00 +/-0.10	8.00 +/-0.10	8.00 +/-0.10	8.00 +/-0.10
P ₂	2.00 +/-0.05	2.00 +/-0.05	2.00 +/-0.05	2.00 +/-0.05	2.00 +/-0.05	2.00 +/-0.05	2.00 +/-0.05	2.00 +/-0.05	2.00 +/-0.05	2.00 +/-0.05	2.00 +/-0.05	2.00 +/-0.05	2.00 +/-0.05	2.00 +/-0.10	2.00 +/-0.10	2.00 +/-0.10	2.00 +/-0.10	2.00 +/-0.10
D ₀	1.50 +0.1/-0	1.50 +0.1/-0	1.50 +0.1/-0	1.50 +0.1/-0	1.50 +0.1/-0	1.50 +0.1/-0	1.50 +0.1/-0	1.50 +0.1/-0	1.50 +0.1/-0	1.50 +0.1/-0	1.50 +0.1/-0	1.50 +0.1/-0	1.50 +0.1/-0	1.50 +0.1/-0	1.50 +0.1/-0	1.50 +0.1/-0	1.50 +0.1/-0	1.50 +0.1/-0
D ₁	-	-	-	-	-	1.00 +/-0.10	-	1.00 +/-0.10	1.00 +/-0.10	1.00 +/-0.10	1.00 +/-0.10	1.00 +/-0.10	1.00 +/-0.10	1.00 +/-0.10	1.00 +/-0.10	1.50 +/-0.10	1.50 +/-0.10	1.50 +/-0.10
E	1.75 +/-0.10	1.75 +/-0.10	1.75 +/-0.10	1.75 +/-0.10	1.75 +/-0.10	1.75 +/-0.10	1.75 +/-0.10	1.75 +/-0.10	1.75 +/-0.10	1.75 +/-0.10	1.75 +/-0.10	1.75 +/-0.10	1.75 +/-0.10	1.75 +/-0.10	1.75 +/-0.10	1.75 +/-0.10	1.75 +/-0.10	1.75 +/-0.10
F	3.50 +/-0.05	3.50 +/-0.05	3.50 +/-0.05	3.50 +/-0.05	3.50 +/-0.05	3.50 +/-0.05	3.50 +/-0.05	3.50 +/-0.05	3.50 +/-0.05	3.50 +/-0.05	3.50 +/-0.05	3.50 +/-0.05	3.50 +/-0.05	5.50 +/-0.10	5.50 +/-0.10	5.50 +/-0.10	5.50 +/-0.10	5.50 +/-0.10

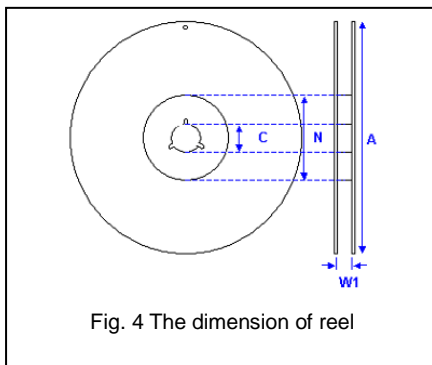



Fig. 4 The dimension of reel

Size	0201, 0402, 0603, 0805, 1206, 1210			1812
Reel size	7"	10"	13"	7"
C	13.0±0.5	13.0±0.5	13.0±0.5	13.0±0.5
W ₁	10.0±1.5	10.0±1.5	10.0±1.5	12.4±2.0/-0
A	178.0±2.0	250.0±2.0	330.0±2.0	178.0±2.0
N	60.0+1.0/-0	50 min	50 min	60.0+1.0/-0

Multilayer Ceramic Capacitors

Example of customer label



- a. Customer name
- b. WTC order series and item number
- c. Customer P/O
- d. Customer P/N
- e. Description of product
- f. Quantity
- g. Bar code including quantity & WTC P/N or customer
- h. WTC P/N
- i. Shipping date
- j. Order bar code including series and item numbers
- k. Serial number of label

*Customized label is available upon request

Constructions

No.	Name	NPO,	X7R, X5R
①	Ceramic material	CaZrO ₃ based	BaTiO ₃ based
②	Inner electrode	Ni	
③	Termination	Inner layer	Cu
④		Middle layer	Ni
⑤		Outer layer	Sn (Matt)

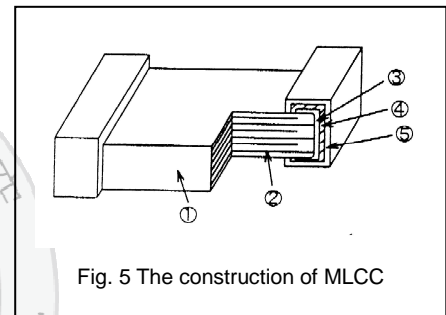


Fig. 5 The construction of MLCC

Storage and handling conditions

- (1) To store products at 5 to 40°C ambient temperature and 20 to 70% related humidity conditions; MSL Level 1.
- (2) The product is recommended to be used within one year after shipment. Check solderability in case of shelf life extension is needed.

Cautions:

- a. The corrosive gas reacts on the terminal electrodes of capacitors, and results in the poor solderability. Do not store the capacitors in the ambience of corrosive gas (e.g., hydrogen sulfide, sulfur dioxide, chlorine, ammonia gas etc.)
- b. In corrosive atmosphere, solderability might be degraded, and silver migration might occur to cause low reliability.
- c. Due to the dewing by rapid humidity change, or the photochemical change of the terminal electrode by direct sunlight, the solderability and electrical performance may deteriorate. Do not store capacitors under direct sunlight or dewing condition. To store products on the shelf and avoid exposure to moisture.

Multilayer Ceramic Capacitors

Recommended soldering conditions

The lead-free termination MLCCs are not only to be used on SMT against lead-free solder paste, but also suitable against lead-containing solder paste. If the optimized solder joint is requested, increasing soldering time, temperature and concentration of N₂ within oven are recommended.

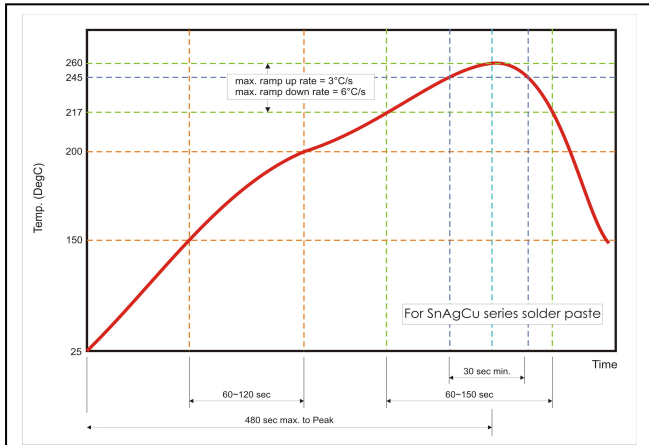


Fig. 5 Recommended reflow soldering profile for SMT process with SnAgCu series solder paste.

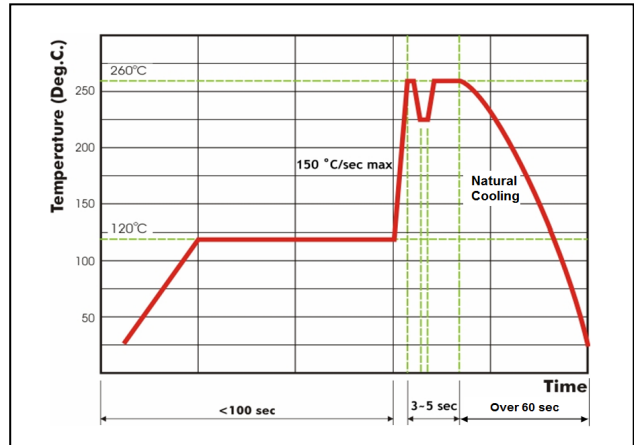


Fig. 6 Recommended wave soldering profile for SMT process with SnAgCu series solder.



单击下面可查看定价，库存，交付和生命周期等信息

[>>Walsin Technology\(华新科技\)](#)