
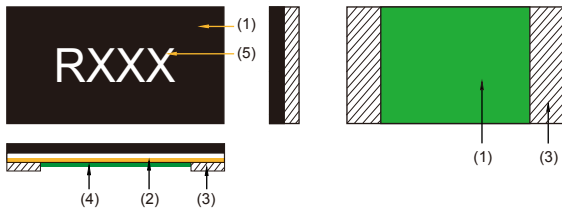


Product Material / 產品材料

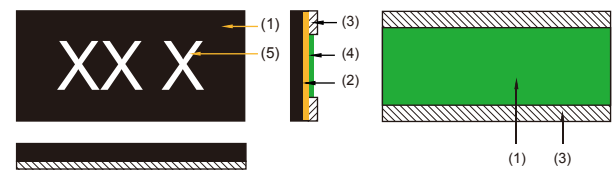
No. 號碼	Material / 材質	Description / 說明
①	Substrate / 基板	Epoxy / 環氧樹脂
②	Resistive element / 電阻本體	Alloy / 合金
③	Terminal electrode / 端電極	Sn、Ni、Cu / 錫、鎳、銅
④	Protective coating / 保護防焊層	Flame-retardant epoxy, meets UL- 94-V0 requirements(green) / 防火級環氧樹脂, 符合UL- 94-V0 要求(綠色)
⑤	Marking coating / 文印防焊層	Flame-retardant epoxy, meets UL- 94-V0 requirements (white) / 防火級環氧樹脂, 符合UL- 94-V0 要求(白色)



MSTC-Series



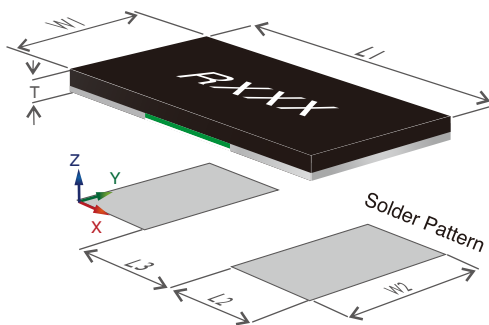
MHTC-Series



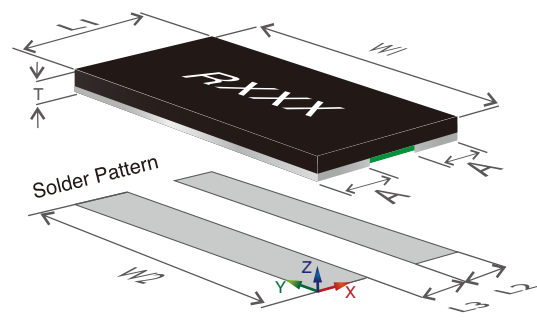
Standard Specification / 規格標準

Product Series	Model 型號	Pr (Watt)	Ro (mΩ)	Rt (%)	TCR (ppm)
		Power rating at 70°C or below in environment temperature 70°C or below 以下時的額定功率	Device normal resistance 元件在室溫下的電阻	Normal resistance tolerance 元件在室溫下的電阻誤差範圍	Temperature coefficient of resistance 電阻溫度係數
MSTC-Series	0201-□-0W2-R-□□□-□	0.2	2.5~20	±1,±3,±5	±100~±150
	0402-□-0W33-R-□□□-□	0.33	2.5~20	±1,±3,±5	±100~±150
	0603-□-0W33-R-□□□-□	0.33	2~20	±1,±3,±5	±100~±150
	0805-□-0W5-R-□□□-□	0.5	1.5~20	±1,±3,±5	±100~±150
	1206-□-1W0-R-□□□-□	1.0	1~20	±1,±3,±5	±100~±150
MHTC-Series	0805-□-1W0-R-□□□-□	1.0	1~1.5	±1,±2	±150
	0805-□-1W0-R-□□□-□	1.0	2~5	±1,±2	±100

MSTC-series  
Short electrode / with edge  
短電極/無側導



MHTC-series  
Long electro / edgeless  
長電極/無側導



Device and Pad - Layout Dimensions / 元件產品與焊墊建議尺寸

Unit(單位): mm	Size / 尺寸	L1	W1	A	T	L2	W2	L3/min
MSTC-Series	0201	0.6±0.1	0.3±0.1	-----	0.25±0.05	0.15±0.1	-----	-----
	0402	1.0±0.1	0.55±0.1	-----	0.3±0.05	0.23±0.1	-----	-----
	0603	1.6±0.25	0.8±0.25	-----	0.4±0.25	1.35	0.92	0.6
	0805	2.0±0.25	1.25±0.25	-----	0.4±0.25	1.4	1.44	0.8
	1206	3.2±0.25	1.6±0.25	-----	0.4±0.25	1.9	1.84	1.2
MHTC-Series	0805(1W, 1mΩ)	1.25±0.25	2.0±0.25	0.38±0.20	0.4±0.15	0.90	2.3	0.4
	0805(1W, 1.5~5mΩ)	1.25±0.25	2.0±0.25	0.32±0.20	0.4±0.15	0.85	2.3	0.5

单击下面可查看定价，库存，交付和生命周期等信息

[>>Walter\(华德\)](#)