
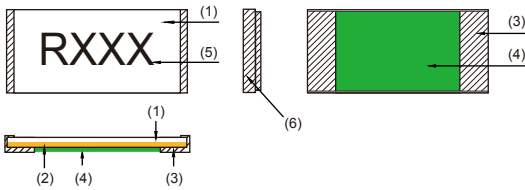


Product Material / 產品材料

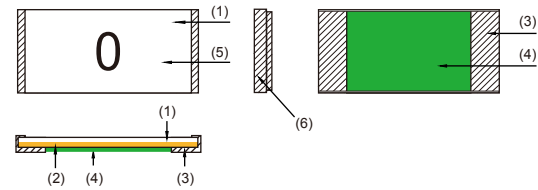
No. 號碼	Material / 材質	Description / 說明
①	Substrate / 基板	Alumina ceramic (Alumina 96%) / 氧化鋁陶瓷基板 (氧化鋁含量達 96%)
②	Resistive element / 電阻本體	Alloy / 合金
③	Terminal electrode / 端電極	Sn、Ni、Cu / 錫、鎳、銅
④	Protective coating / 保護防焊層	Flame-retardant epoxy, meets UL- 94-V0 requirements (green) / 防火級環氧樹脂, 符合UL- 94-V0 要求 (綠色)
⑤	Marking coating / 文印防焊層	Flame-retardant epoxy, meets UL- 94-V0 requirements (black) / 防火級環氧樹脂, 符合UL- 94-V0 要求 (黑色)
⑥	Edge electrode / 側邊電極	Sn、Ni、Cu / 錫、鎳、銅



STE-Series



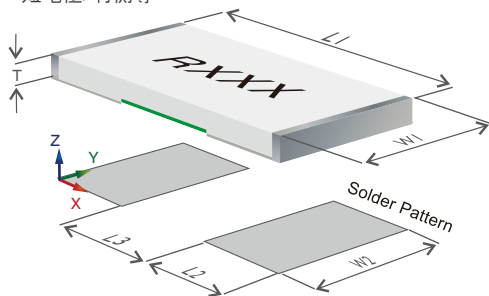
STE-Series(Jumper)



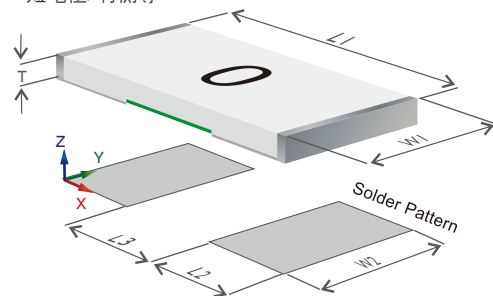
Standard Specification / 規格標準

Product Series	Model 型號	Pr (Watt)	Ro (mΩ)	Rt (%)	TCR (ppm)
		Power rating at 70°C or below 在環境溫度70°C以下時的額定功率	Device normal resistance 元件在室溫下的電阻	Normal resistance tolerance 元件在室溫下的電阻誤差範圍	Temperature coefficient of resistance 電阻溫度係數
STE-Series	0603-□-W50-R-□□□-□	0.5(1/2)	5~60	±0.5,±1	±50~±100
	0805-□-W75-R-□□□-□	0.75(3/4)	3~200	±0.5,±1	±50~±100
	1206-□-1W0-R-□□□-□	1.0	3~400	±0.5,±1	±50~±100
	2010-□-1W0-R-□□□-□	1.0	2~400	±0.5,±1	±50~±100
	2512-□-2W0-R-□□□-□	2.0	2~400	±0.5,±1	±50~±100
	3921-□-3W0-R-□□□-□	3.0	2~100	±0.5,±1	±50~±100
	4527-□-4W0-R-□□□-□	4.0	2~100	±0.5,±1	±50~±100
STE-Series (Jumper)	1206-□-1W0-R-000-J	0.75	0.5Max	±0.5	±4500

STE-series
Short electrode / with edge
短電極/有側導



STE-series (Jumper)
Short electrode / with edge
短電極/有側導



Device and Pad - Layout Dimensions / 元件產品與焊墊建議尺寸

Unit(單位): mm	Size / 尺寸	L1	W1	T	L2	W2	L3/min
STE-Series	0603	1.7±0.2	0.9±0.2	0.65±0.2	1.35	0.92	0.5
	0805	2.1±0.2	1.35±0.2	0.65±0.2	1.4	1.44	0.8
	1206	3.3±0.2	1.7±0.2	0.65±0.2	1.8	1.84	1.2
	2010	5.1±0.2	2.6±0.2	0.65±0.2	2.65	2.88	2.7
	2512	6.4±0.3	3.2±0.3	0.65±0.2	3.1	3.57	3.1
	3921	11±0.3	5.1±0.3	0.65±0.2	4.5	5.75	5.0
	4527	11.6±1.0	7.1±1.0	0.65±0.2	4.65	8.05	5.2
STE-Series (Jumper)	1206	3.10±0.20	1.55±0.20	0.70±0.20	0.80±0.20	1.84	1.2

单击下面可查看定价，库存，交付和生命周期等信息

[>>Walter\(华德\)](#)