



GDTN2RS5B-XX

Gas Discharge Tube

Features

- 2-electrode arrester
- Very small size
- Extremely fast response time
- Stable performance over life
- Extremely low capacitance (<1.0pF)
- High insulation resistance



Application

- Modem
- Splitter
- Base stations
- PCI cards
- Application with limited space

Electrical specifications

| Part number | DC Spark-over Voltage ^{1) 2)} | Maximum Impulse Spark-over Voltage | Service Life ³⁾ | Insulation resistance | Capacitance | Marking Code |
|---------------|--|------------------------------------|----------------------------|-----------------------|-------------|--------------|
| | | 1kv/ μ s | 8/20 μ s 10times | @ 100V _{DC} | @ 1 MHz | |
| | (V) | (V) | (KA) | (G Ω) | (pF) | |
| GDTN2RS5B-75 | 75 \pm 25% | 650 | 5KA | > 1@50V _{DC} | < 1 | None |
| GDTN2RS5B-90 | 90 \pm 25% | 650 | 5KA | > 1@50V _{DC} | < 1 | None |
| GDTN2RS5B-150 | 150 \pm 20% | 650 | 5KA | > 1 | < 1 | None |
| GDTN2RS5B-230 | 230 \pm 20% | 700 | 5KA | > 1 | < 1 | None |
| GDTN2RS5B-350 | 350 \pm 20% | 800 | 5KA | > 1 | < 1 | None |
| GDTN2RS5B-470 | 470 \pm 20% | 950 | 5KA | > 1 | < 1 | None |
| GDTN2RS5B-600 | 600 \pm 20% | 1050 | 5KA | > 1 | < 1 | None |
| GDTN2RS5B-800 | 800 \pm 20% | 1350 | 5KA | > 1 | < 1 | None |

1) At delivery AQL 0.65 level II, DIN ISO 2859.

2) In ionized mode.

3) Tests according to ITU-T Rec. K. 12 and UL 497B.

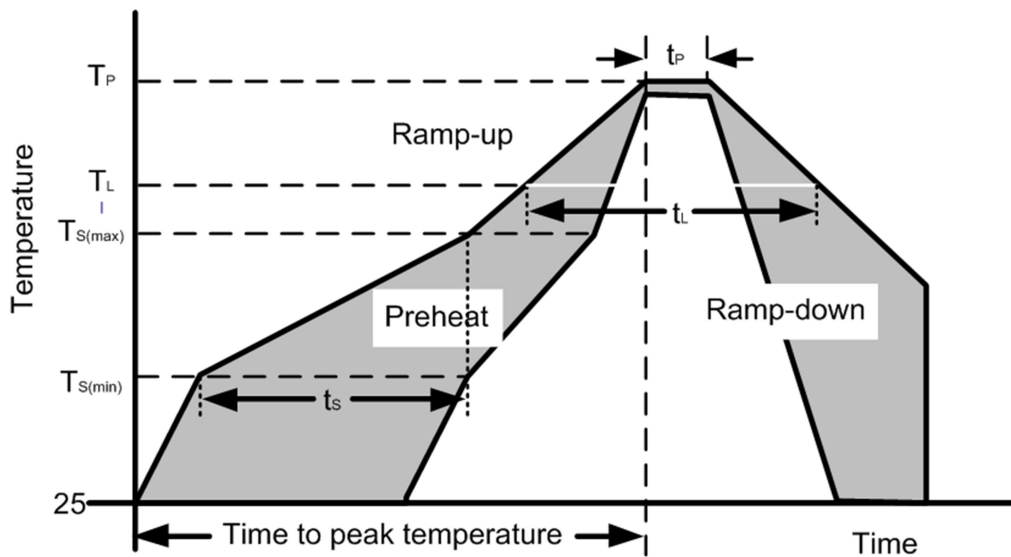
Terms and current waveforms in accordance with: ITU-T Rec. K.12; IEC 61643-21 and DIN 57845/VDE0845.

Thermal Resistances

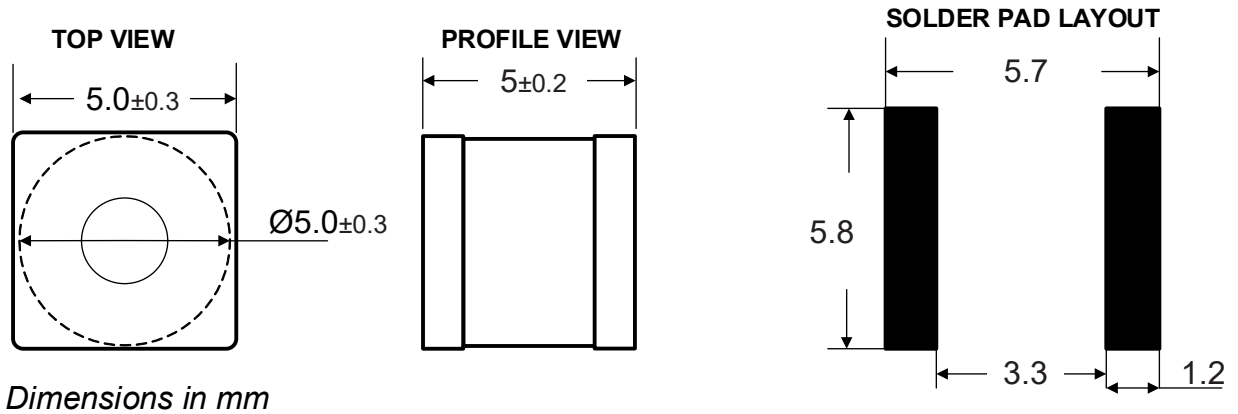
| Symbol | Parameter | Value | Unit |
|---------------------------------|---------------------------------------|------------|------|
| T _s & T _j | Storage & Operating temperature range | -40 to +85 | °C |

Soldering Parameters

| | | |
|--|--|-------------------------|
| Reflow Condition | | Pb – Free assembly |
| Pre Heat | Temperature Min (T _{s(min)}) | 150°C |
| | Temperature Max (T _{s(max)}) | 200°C |
| | Time (min to max) (t _s) | 60 – 190 secs |
| Average ramp up rate (Liquidus Temp) (T _L) to peak | | 5°C/second max |
| T _{s(max)} to T _L Ramp-up Rate | | 5°C/second max |
| Reflow | Temperature (T _L) (Liquidus) | 217°C |
| | Temperature (t _L) | 60 – 150 seconds |
| Peak Temperature (T _P) | | 260 ^{+0/-5} °C |
| Time within actual peak Temperature (t _p) | | 20 – 40 seconds |
| Ramp-down Rate | | 5°C/second max |
| Time 25°C to peak Temperature (T _P) | | 8 minutes Max. |
| Do not exceed | | 260°C |



Dimensional drawing

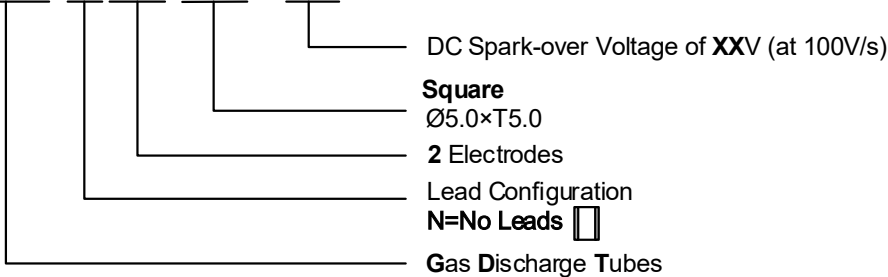


Cautions and warnings

- Surge arresters must not be operated directly in power supply networks.
- Surge arresters may become hot in case of longer periods of current stress (danger of burning).
- Surge arresters may be used only within their specified values. In case of overload, the headcontacts may fail or the component may be destroyed.
- Damaged surge arresters must not be re-used.

Part Numbering System

GDT N 2R S5B- XX



Package Information

Tape and Reel: 1000 Pcs/Reel .

Contact Information

No.1001, Shiwan(7) Road, Pudong District, Shanghai, P.R.China.201207
 Tel: 86-21-68969993 Fax: 86-21-50757680 Email: market@way-on.com
 WAYON website: <http://www.way-on.com>

For additional information, please contact your local Sales Representative.

WAYON ® are registered trademarks of Wayon Corporation.

*Specifications are subject to change without notice.
 The device characteristics and parameters in this data sheet can and do vary in different applications and actual device performance may vary over time.
 Users should verify actual device performance in their specific applications.*

单击下面可查看定价，库存，交付和生命周期等信息

[>>WAY-ON\(维安\)](#)