



WS26P4N

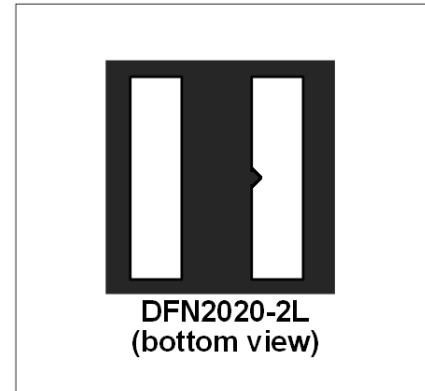
Transient Voltage Suppressor

Features

- 5880 Watts Peak Power ($t_p = 8/20\mu s$)
- Excellent Clamping Capability
- Low Inductance
- Low profile package

IEC COMPATIBILITY (EN61000-4)

- IEC 61000-4-2 (ESD) $\pm 30kV$ (air), $\pm 30kV$ (contact)
- IEC 61000-4-4 (EFT) 40A (5/50ns)
- IEC 61000-4-5 (Lightning) 120A (8/20 μs)



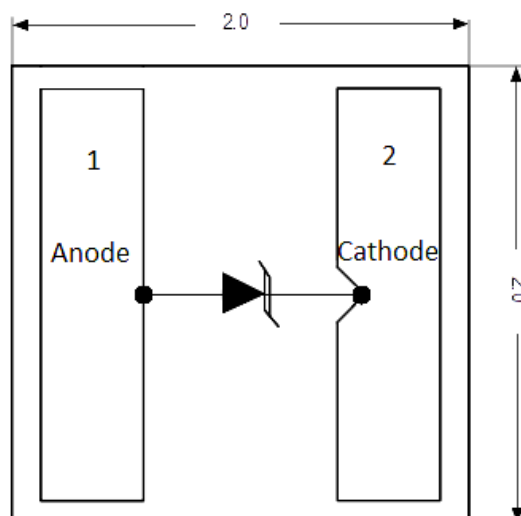
Mechanical Characteristics

- DFN2020-2L package
- Marking : Making Code
- Packaging : Tape and Reel per EIA 481
- RoHS Compliant

Applications

- I/O Interfaces
- Power lines
- Automotive and Telecommunication
- Computer & Consumer Electronics
- Industrial Electronics
- Microcontroller Input Protection

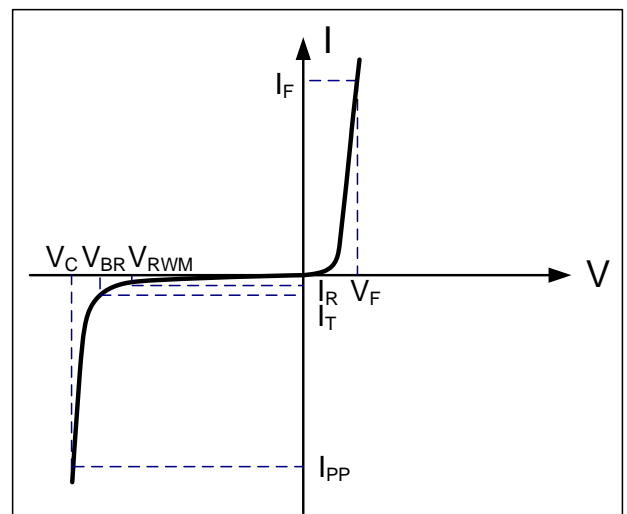
PIN Configuration



| Absolute Maximum Rating | | | |
|--|-----------|--------------|-------------|
| Rating | Symbol | Value | Units |
| Peak Pulse Power ($t_p=8/20\mu s$) | P_{PP} | 5880 | Watts |
| Peak Pulse Current ($t_p=8/20\mu s$) | I_{PP} | 120 | A |
| Operating Temperature | T_J | -55 to + 125 | $^{\circ}C$ |
| Storage Temperature | T_{STG} | -55 to +150 | $^{\circ}C$ |

Electrical Parameters (T=25°C)

| Symbol | Parameter |
|-----------|-------------------------------------|
| I_{PP} | Reverse Peak Pulse Current |
| V_C | Clamping Voltage @ I_{PP} |
| V_{RWM} | Reverse Stand-Off Voltage |
| I_R | Reverse Leakage Current @ V_{RWM} |
| V_{BR} | Breakdown Voltage @ I_T |
| I_T | Test Current |
| I_F | Forward Current |
| V_F | Forward Voltage @ I_F |



Electrical Characteristics

| WS26P4N | | | | | | |
|-----------------------------------|-----------|--|---------|---------|---------|----------|
| Parameter | Symbol | Conditions | Minimum | Typical | Maximum | Units |
| Reverse Stand-Off Voltage | V_{RWM} | | | | 26.0 | V |
| Breakdown Voltage | V_{BR} | $I_T=1mA$ | 28.0 | | 32.5 | V |
| Forward Voltage | V_F | $I_F=10 mA$ | 0.4 | | 1.0 | V |
| Reverse Leakage Current | I_R | $V_{RWM}=26V T=25^{\circ}C$ | | | 500 | nA |
| Clamping Voltage | V_C | $I_{PP}=120A, t_p=8/20\mu s$ | | 49.0 | 55.0 | V |
| Dynamic Resistance ^{1,2} | R_{DYN} | TLP=0.2/100ns | | 0.06 | | Ω |
| ESD Clamping Voltage ¹ | V_C | $I_{PP} = 4A,$ $t_p = 0.2/100ns$ (TLP) | | 28.9 | | V |
| ESD Clamping Voltage ¹ | V_C | $I_{PP} = 16A,$ $t_p = 0.2/100ns$ (TLP) | | 29.6 | | V |
| Junction Capacitance | C_j | $V_R = 0V, f = 1MHz$ | | 700 | | pF |

Notes : 1、 TLP Setting : $t_p=100ns, t_r=0.2ns, I_{TLP}$ and V_{TLP} sample window: $t_1=70ns$ to $t_2=90ns$.
 2、 Dynamic resistance calculated from $I_{PP}=4A$ to $I_{PP}=16A$ using "Best Fit".

Typical Characteristics

Figure 1: Peak Pulse Power vs. Pulse Time

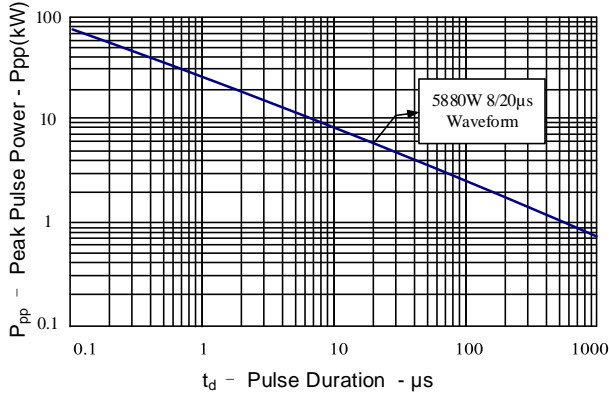


Figure 2: Power Derating Curve

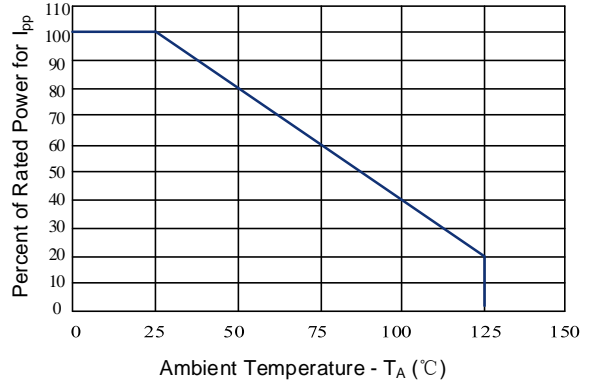


Figure 3: Clamping Voltage vs. Peak Pulse Current

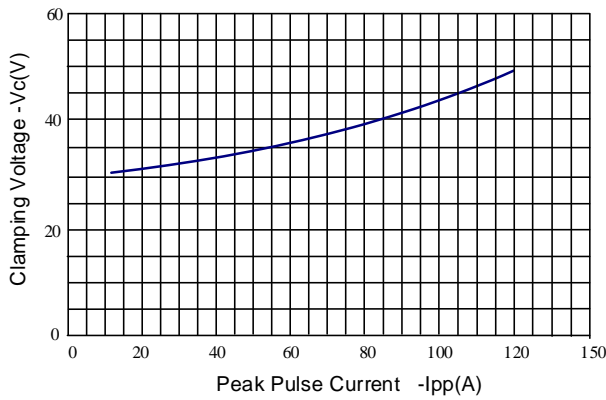


Figure 4: Normalized Junction Capacitance vs. Reverse Voltage

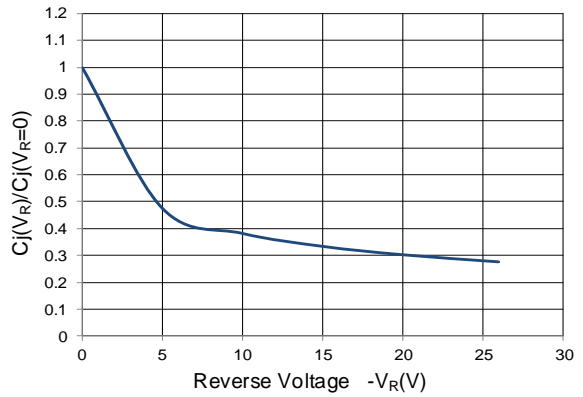


Figure 5: 8/20µs Pulse Waveform

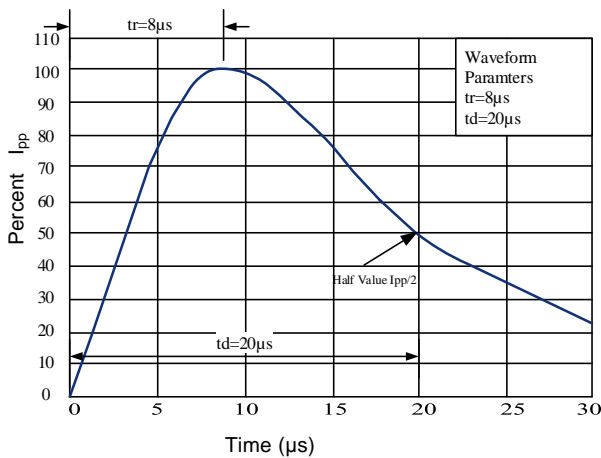
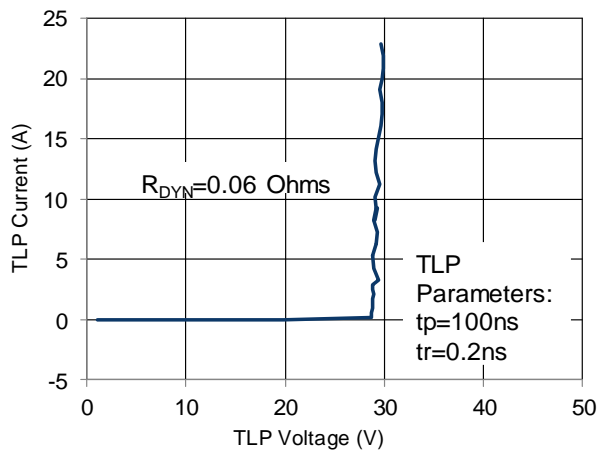
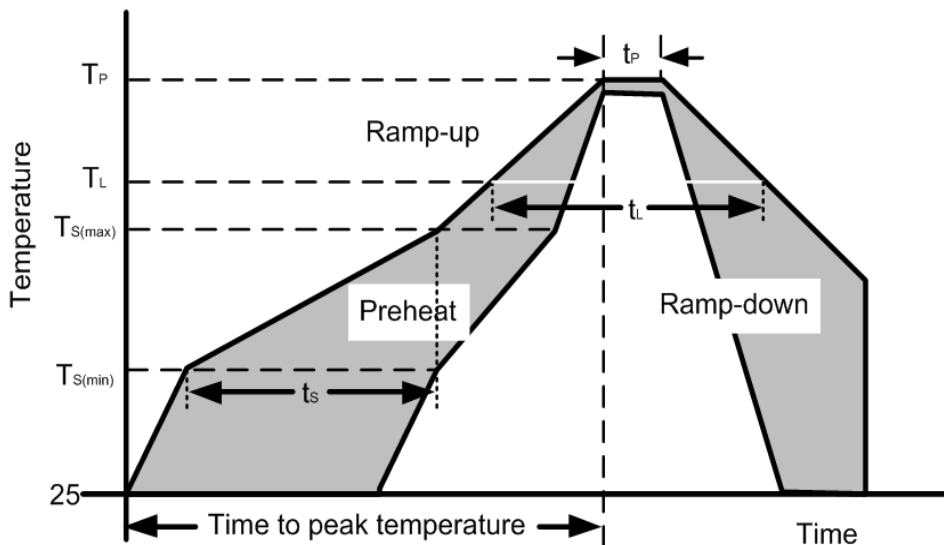


Figure 6: TLP I-V Curve



Soldering Parameters

| Reflow Condition | | Pb – Free assembly |
|--|----------------------------------|--------------------|
| Pre Heat | Temperature Min ($T_{S(min)}$) | 150°C |
| | Temperature Max ($T_{S(max)}$) | 200°C |
| | Time (min to max) (t_s) | 60 – 190 secs |
| Average ramp up rate (Liquidus Temp) (T_L) to peak | | 5°C/second max |
| $T_{S(max)}$ to T_L — Ramp-up Rate | | 5°C/second max |
| Reflow | Temperature (T_L) (Liquidus) | 217°C |
| | Temperature (t_L) | 60 – 150 seconds |
| Peak Temperature (T_P) | | 260+0/-5 °C |
| Time within actual peak Temperature (t_p) | | 20 – 40 seconds |
| Ramp-down Rate | | 5°C/second max |
| Time 25°C to peak Temperature (T_P) | | 8 minutes Max. |
| Do not exceed | | 280°C |



Outline Drawing –DFN2020-2L

PACKAGE OUTLINE

PACKAGE OUTLINE

TOP VIEW

BOTTOM VIEW

SIDE VIEW

DFN2020-2L
(bottom view)

| DIMENSIONS | | | |
|------------|------------|------|------|
| SYMBOL | MILLIMETER | | |
| | MIN | NOM | MAX |
| A | 0.50 | 0.55 | 0.60 |
| A1 | 0.00 | 0.02 | 0.05 |
| b | 0.35 | 0.45 | 0.55 |
| C | 0.152REF | | |
| D | 1.90 | 2.00 | 2.10 |
| e | 1.35BSC | | |
| E | 1.90 | 2.00 | 2.10 |
| L | 1.70 | 1.80 | 1.90 |
| X | - | - | 0.12 |
| Y | - | - | 0.24 |

| DIMENSIONS | |
|------------|-------------|
| DIM | MILLIMETERS |
| P | 1.35 TYP |
| X | 0.65 |
| Y | 2.00 |

Notes:
Controlling Dimension: Millimeter.

Marking Codes

| Part Number | Marking Code |
|-------------|--------------|
| WS26P4N | |

Package Information

Qty: 3k/Reel

CONTACT INFORMATION

No.1001, Shiwan(7) Road, Pudong District, Shanghai, P.R.China.201207

Tel: 86-21-68969993 Fax: 86-21-50757680 Email: market@way-on.com

WAYON website: <http://www.way-on.com>

For additional information, please contact your local Sales Representative.

WAYON ® is registered trademark of Wayon Corporation.

Specifications are subject to change without notice.
The device characteristics and parameters in this data sheet can and do vary in different applications and actual device performance may vary over time.
Users should verify actual device performance in their specific applications.

单击下面可查看定价，库存，交付和生命周期等信息

[>>WAY-ON\(维安\)](#)