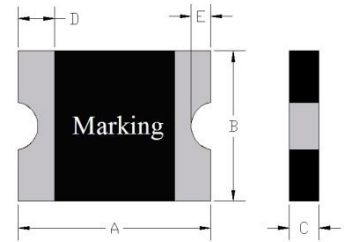


**LP-USML650**

Surface mount fuses

**Features**

- Small size of 1210
- Low resistance
- Lead-free and compliant with the European Union RoHS Directive 2011/65/EU
- Fast time-to-trip
- Halogen-free
- Agency Recognition: UL、TUV



**Product Dimensions (mm)**

Part number	A	B	C	D	E	Part marking
	Max.	Max.	Max.	Min.	Min.	
LP-USML650	3.50	2.85	1.00	0.25	0.05	B65



**Electrical Characteristics**

Maximum Electrical Rating

- Operating Voltage: 6 Vdc
- Interrupt Current: 50 A

PART NUMBER	HOLD CURRENT AND TRIP CURRENT (AMPS)				TIME-TO-TRIP (SECONDS)		REFERENCE RESISTANCE (OHMS)		TRIPPED STATE POWER DISSIPATION (WATTS)
	25°C		60°C		32.5 A @ 25°C		25°C		
	Hold	Trip	Hold	Trip	Min.	Max.	Min.	Max. *	
LP-USML650	6.5	13.0	4.3	8.6	-	2.0	0.001	0.009	1.5

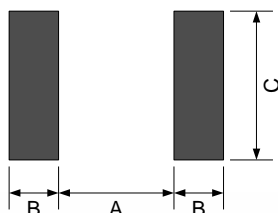
\*: Maximum resistance is measured 1 hour after reflow.

**Thermal Derating**

LP-USML650	Maximum ambient operating temperature(°C)									
	-40	-20	0	20	25	40	50	60	70	85
Hold Current (A)	9.20	8.45	7.45	6.66	6.50	5.60	4.65	4.30	3.89	3.00
Trip Current (A)	18.40	16.90	14.90	13.32	13.00	11.20	9.30	8.60	7.78	6.00

\*Value specified were determined using the PWB with 4.0mm\*1.5oz copper traces.

**Solder Reflow Recommendations**



**Solder Pad Layouts**

Part number	A	B	C
	(mm)	(mm)	(mm)
LP-USML650	2.00	1.00	2.70

- \* Recommended reflow methods: IR, Vapor phase, hot air oven.
- \* Devices can be cleaned using standard industry methods and solvents.

**Notes:**

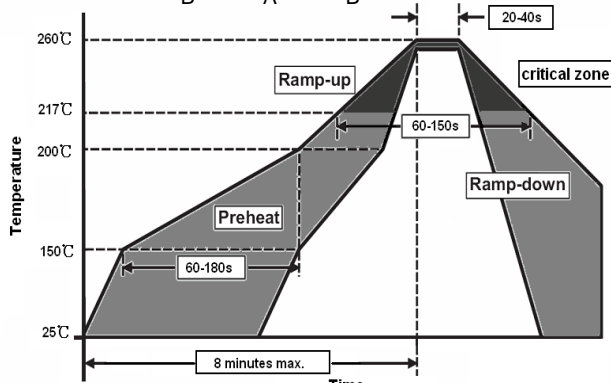
- If reflow temperatures exceed the recommended profile, devices may not meet the performance requirements.
- Devices are not designed to be wave soldered to the bottom side of the board.

**Package Information**

Tape & Reel: 4000pcs per reel.

**Effectivity:** Reference documents shall be the issue in effect on the date of invitation for bid.

**Caution:** Operation beyond the rated voltage or current may result in rupture electrical arcing or flame.



Average Ramp-Up Rate: 3°C/second max. Ramp-Down Rate: 6 °C/second max.

### SMD PTC 使用注意事项 Cautions for SMD PTC Use

1. 请在规格书规定的最大电压和最大电流下使用，超出 PTC 最大电压或最大电流规格值的操作，可能会导致 PTC 出现电弧，阻值升高，甚至烧片。  
Operation beyond the maximum voltage or current may result in device damage and possible electrical arcing or flame.
2. 规格书所规定的各温度下的 Hold current 均是 PTC 经过一次回流焊接得出的常规性能，PTC 能够在不同温度对应的电流条件下保持 1 小时。该电流并不是该型号 PTC 能够适用的长期充电或放电电流的条件。  
Hold current at all temperatures specified in the SPEC is the conventional performance of PTC obtained by one time reflow welding. PTC can hold 1 hour under current conditions at a given temperature. This current is not the condition of long-term charging or discharging current for this type of PTC.
3. 规格书所规定的电阻以及电气特性，均是基于在维安指定测试板经过一次回流焊之后的测试。如果客户有二次回流焊或者注塑点胶等其他热工序，会对上述参数有一定程度的衰减。所以需要验证其适用性。  
The above parameters are concluded from one time of reflow soldering processing the PTC. If there is any further heat generated process like injection or dispensing at the customer's premise, the aforementioned parameters will decrease at certain degree. Therefore the verification test to be conducted is necessary .
4. PTC 为热敏元件，对环境温度比较敏感，建议在 PTC 周围不要设计热源元件，尽量减少外部热源的影响。  
The PTC is thermal sensitive device. It is recommended not to design any heat source devices around it to reduce the outside heat source impact.
5. PTC 贴片产品是为 SMT 工艺设计的封装形式，焊接工艺为回流焊。焊接工艺可参考维安推荐的回流焊曲线。如果回流焊温度超过推荐的值，PTC 将有可能受到损伤。禁止使用手工焊接 PTC，禁止对线路板其他元件或端子返工时使用热风枪。SMD PTC is designed for SMT processing which applies reflow soldering. Please refer to the Wayon recommended curve for reference. If the reflow soldering temperature exceeds the recommended value, the PTC might be damaged. Hand welding PTC is prohibited. Heat gun is not allowed to use during the circuit board components or terminals rework .
6. PTC 贴装或应用过程中,所使用到的各类注塑料、单组份、双组份固化胶粘剂、硅胶，需要对注塑料胶料等材料牌号以及应用参数（如温度、时间等）进行验证，以确保产品及工艺的匹配性，确认不会影响 PTC 性能之后方可使用。  
When mounting or using PTC, all injection molding materials, curing adhesives, UV glue , silica gel and cleaning agents or solvents must be tested in terms of application parameters e.g. temperature, time, and etc to ensure the consistency between the product and the processing before use.
7. PTC 贴装或使用过程中，不建议使用洗板水或其他清洗剂进行清洗。如必须使用，需要验证各类清洗剂、洗板水以及溶剂的适用性，确认不会影响 PTC 性能之后方可使用。已知对 PTC 有影响的化学药品包括但不限于醚类、苯类、酮类以及脂类等较强溶解性、破坏性的有机化合物。清洗后将产品放置于敞开的环境中至少 24 小时，将残留的溶剂进行充分的挥发。  
When mounting or using PTC, it is not recommended to use circuit board washer water or other cleaning agent. If cleaning is required, it is necessary to verify the applicability of various cleaning agents, washboard water and solvents, and confirm that they will not affect the PTC performance . The known chemicals that impacts PTC include but not limited to ethers, benzene homolog, ketones, lipids and derivates that is of strong solubleness and ruinous. Please place the product in open environment for at least 24 hours to volatilize solvents residuals.
8. 装配过程中，避免用暴力砸、挤、压、拉、扭、刺等方式作用 PTC 本体，以免引起 PTC 性能衰减。  
Please do not smash, clamp, pull, dent or twist by tool during assembling process otherwise it might be a cause of the performance degradation.
9. 在产品应用中，PTC 焊接至保护板后，如需注塑或打胶，须在尽量短的时间内完成，如贴装与注塑打胶时间间隔超过 1 个月，则需密闭保存，可避免 PTC 长时间暴露于空气环境中。  
When PTC is welded to the PCM in product application, if injection or gluing is needed, it should be completed in as short a time as possible. If the time slot between mounting and injection or gluing surpasses 1 month,, please keep in airtight environment to avoid long air exposure.
10. PTC 为自恢复保护元件，但并不能当做开关使用，重复多次的保护会降低 PTC 的维持电流。  
PTC is resettable protection device which shall not be taken for use as switch. Multiple times tripping shall lower the PTC hold current.
11. PTC 在充电线端应用中，建议使用 PP 类材料做内膜，禁止使用 TPE 类与 PVC 类等材料做内膜。  
In charging terminal application, PP type material is recommended to use as inner membrane and TPE and PVC type material is inhibited.
12. PTC 在加工过程中，如有烙铁焊接工艺，建议焊接位置距离 PTC 1.5mm 以上，焊接工具温度低于 350℃，焊接铁头与焊点的接触时间不超过 3sec。  
In the process of PTC processing, if there is soldering iron welding process, it is suggested that the welding position should be more than 1.5mm away from PTC, the welding tool temperature should be lower than 350℃, and the contact time between soldering iron and solder joint should not exceed 3sec.
13. 维安低阻 SMD PTC 湿敏等级为 2 级，为密封包装。客户如在库存中发现有包装破损的，立即将产品隔离处理；使用时如有余料，需恢复之前包装状态，做密封保存  
Wayon low resistance SMD PTC humidity sensitivity grade 2, for sealed packaging. If customers find damaged packaging in stock, they should isolate the product immediately; if there is surplus material, they need to restore the packaging status , and do sealed storage.

单击下面可查看定价，库存，交付和生命周期等信息

[>>WAY-ON\(维安\)](#)