

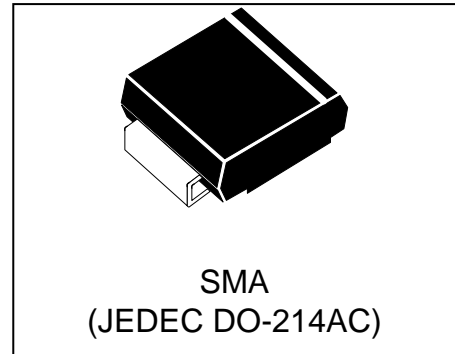


WSxxP4SMA(-B)-AT

Automotive Load Dump Protection TVS

Features

- 400 watts Peak Pulse Power (10/1000 μ s)
- Unidirectional and Bidirectional Protection
- Fast Response Time : Typically < 1ns
- Excellent Clamping Capability
- Built-in Strain relief
- Low inductance
- Low profile package
- High temperature solder: 260°C/10 seconds at terminal
- AEC-Q101 compliant



Mechanical Characteristics

- JEDEC DO-214AC package
- Molding compound flammability rating: UL 94V-0
- Marking: Marking Code
- Packaging: Tape and Reel per EIA 481
- RoHS Compliant

Applications

- Auto power system
- Car audio and video
- Automotive instrument
- Car GPS
- Can-bus

Absolute Maximum Rating			
Rating	Symbol	Value	Units
Peak Pulse Power (tp =10/1000 μ s) (see Note1&2)	P _{PPM}	400	Watts
Peak pulse current (10/1000 μ s) (see Note2)	I _{PPM}	See Electrical Characteristics	A
Power dissipation on infinite heat sink T _L = 50 °C (Fig.4)	P _D	3.3	W
Operating junction temperature range	T _J	-65 to + 150	°C
Storage temperature range	T _{STG}	-65 to + 150	°C

Note1: Peak Pulse Power Rating as Pulse Width ,per Fig1.

Note2: Peak Pulse Power or Current Derated above T_A=25°C Per Fig. 2 and Non-Repetitive Current Pulse, Per Fig.3.

Electrical Characteristics

Part Number		Marking		Reverse Stand off Voltage V_{RWM} (Volts)	Breakdown Voltage $V_{BR}@I_T$ (Volts)		Test Current I_T (mA)	Maximum Clamping Voltage $V_C@I_{PP}$ (Volts)	Maximum Peak Pulse Current I_{PP} (Amps)	Maximum Reverse Leakage $I_R@V_{RWM}$ (μ A)
UNI-POLAR	BI-POLAR	UNI-POLAR	BI-POLAR		MIN	MAX				
WS15P4SMA-AT	WS15P4SMA-B-AT	AYLP	AZLP	15	16.70	18.50	1	24.4	16.4	1
WS16P4SMA-AT	WS16P4SMA-B-AT	AYLQ	AZLQ	16	17.80	19.70	1	26.0	15.4	1
WS18P4SMA-AT	WS18P4SMA-B-AT	AYLS	AZLS	18	20.00	22.10	1	29.2	13.7	1
WS20P4SMA-AT	WS20P4SMA-B-AT	AYMY	AZMZ	20	22.20	24.50	1	32.4	12.3	1
WS22P4SMA-AT	WS22P4SMA-B-AT	AYMM	AZMM	22	24.40	26.90	1	35.5	11.3	1
WS24P4SMA-AT	WS24P4SMA-B-AT	AYMO	AZMO	24	26.70	29.50	1	38.9	10.3	1
WS26P4SMA-AT	WS26P4SMA-B-AT	AYMQ	AZMQ	26	28.90	31.90	1	42.1	9.5	1
WS28P4SMA-AT	WS28P4SMA-B-AT	AYMS	AZMS	28	31.10	34.40	1	45.4	8.8	1
WS30P4SMA-AT	WS30P4SMA-B-AT	AYNY	AZNZ	30	33.30	36.80	1	48.4	8.3	1
WS33P4SMA-AT	WS33P4SMA-B-AT	AYNN	AZNN	33	36.70	40.60	1	53.3	7.5	1
WS36P4SMA-AT	WS36P4SMA-B-AT	AYNQ	AZNQ	36	40.00	44.20	1	58.1	6.9	1
WS40P4SMA-AT	WS40P4SMA-B-AT	AYOY	AZOZ	40	44.40	49.10	1	64.5	6.2	1
WS43P4SMA-AT	WS43P4SMA-B-AT	AYON	AZON	43	47.80	52.80	1	69.4	5.8	1
WS45P4SMA-AT	WS45P4SMA-B-AT	AYOP	AZOP	45	50.00	55.30	1	72.7	5.5	1
WS48P4SMA-AT	WS48P4SMA-B-AT	AYOS	AZOS	48	53.30	58.90	1	77.4	5.2	1
WS51P4SMA-AT	WS51P4SMA-B-AT	AYPL	AZPL	51	56.70	62.70	1	82.4	4.9	1
WS54P4SMA-AT	WS54P4SMA-B-AT	AYPO	AZPO	54	60.00	66.30	1	87.1	4.6	1
WS58P4SMA-AT	WS58P4SMA-B-AT	AYPS	AZPS	58	64.40	71.20	1	93.6	4.3	1
WS64P4SMA-AT	WS64P4SMA-B-AT	AYQO	AZQO	64	71.10	78.60	1	103	3.9	1

Typical Characteristics

Figure 1: Peak Pulse Power Rating Curve

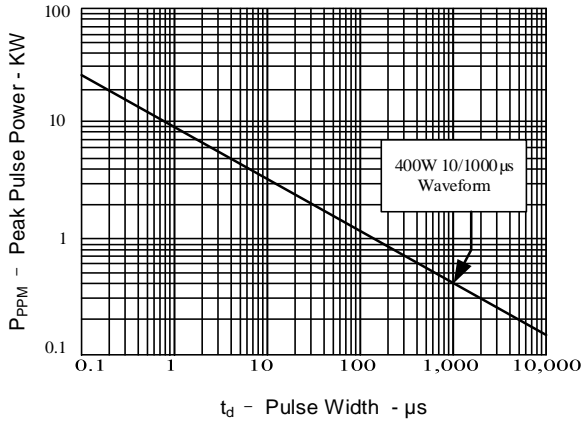


Figure 2: Pulse Derating Curve

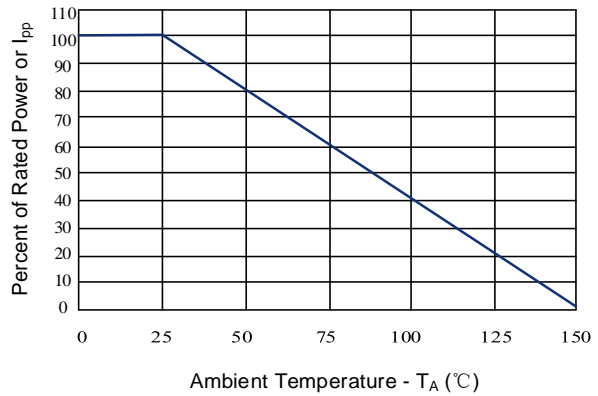


Figure 3: Pulse Waveform

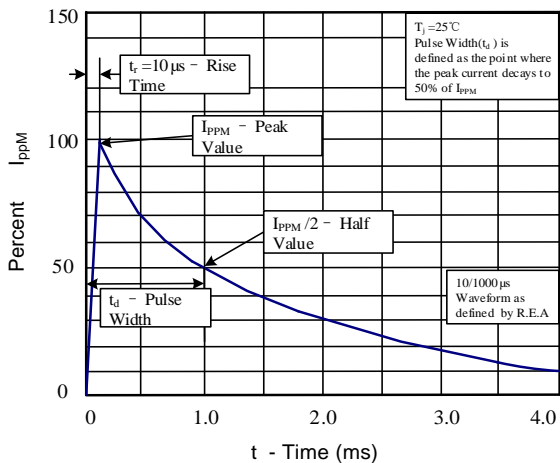
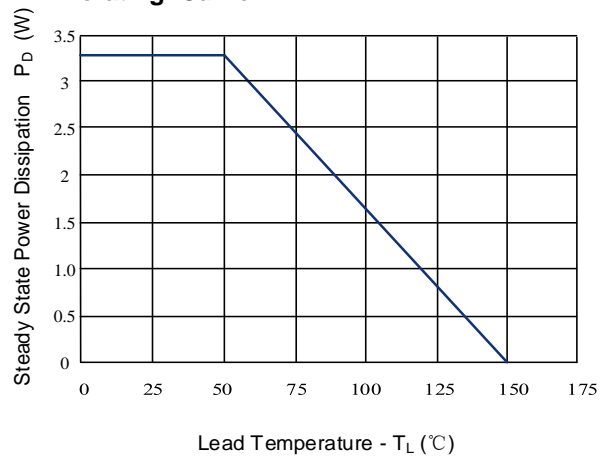
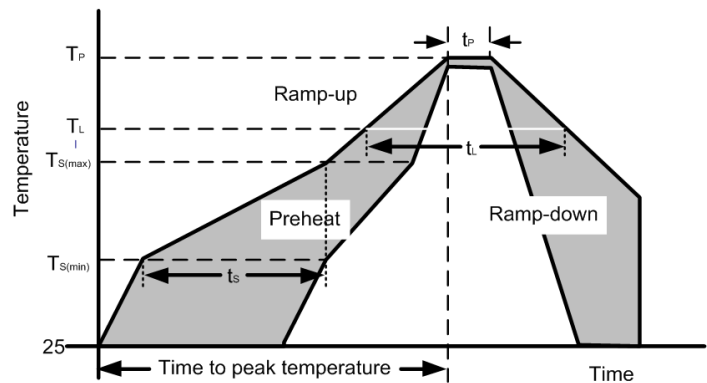


Figure 4: Steady State Power Dissipation Derating Curve



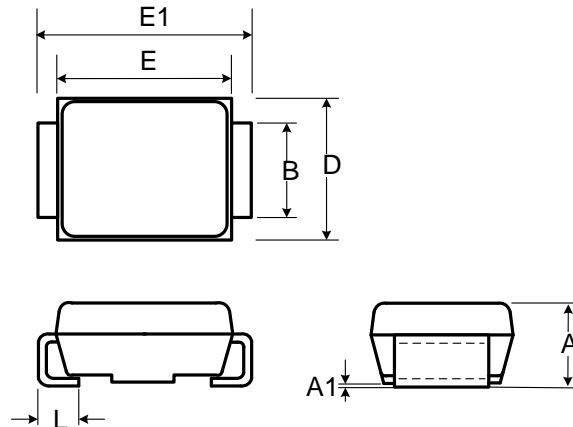
Soldering Parameters

Reflow Condition		
Pre Heat	Temperature min ($T_{s(min)}$)	150°C
	Temperature max ($T_{s(max)}$)	200°C
	Time (min to max) (t_s)	60-190 s
Average ramp up rate (Liquidus Temp) (T_L) to peak		3°C/s max
Ts(max) to TL - Ramp-up Rate		3°C/s max
Reflow	Temperature(T_L) (Liquidus)	217°C
	Temperature (t_L)	60-150 s
Peak Temperature (T_P)		260 ^{+0/-5} °C
Time within actual peak Temperature (t_p)		20-40 s
Ramp-down Rate		5°C/s max
Time 25°C to peak Temperature (T_P)		8 minutes max
Do not exceed		260°C

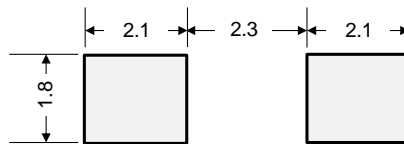


Outline Drawing – SMA(DO-214AC)

Ref. (mm)	Millimeters	
	Min.	Max.
A	1.980	2.290
A1	-	0.203
B	1.250	1.650
E	3.990	4.500
E1	4.930	5.280
D	2.540	2.790
L	0.780	1.520

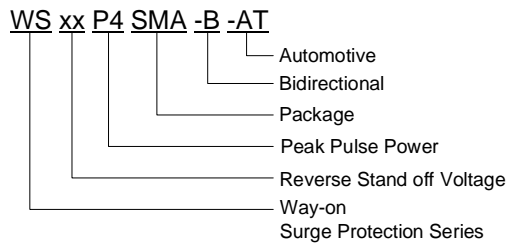


Recommended Solder Pad Layout

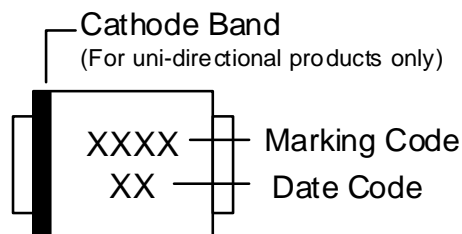


Dimensions in mm

Part Numbering System



Part Marking System



Package Information

Package Type	Description	Quantity (pcs)	Standard
SMA(DO-214AC)	Tape & Reel -12mm/13" tape	5000	EIA-481-D

CONTACT INFORMATION

No.1001, Shiwan(7) Road, Pudong District, Shanghai, P.R.China.201207
 Tel: +86-21-68969993 Fax: 86-21-50757680 Email: market@way-on.com
 WAYON website: <http://www.way-on.com>
 For additional information, please contact your local Sales Representative.

WAYON® is registered trademarks of Wayon Corporation.

*Specifications are subject to change without notice.
 The device characteristics and parameters in this data sheet can and do vary in different applications and actual device performance may vary over time.
 Users should verify actual device performance in their specific applications.*

单击下面可查看定价，库存，交付和生命周期等信息

[>>WAY-ON\(维安\)](#)