




# GDTR3RD8-XX

## Gas Discharge Tube

### Features

- 3-electrode arrester
- Very small size
- Extremely fast response time
- Stable performance over life
- Extremely low capacitance (<1.5pF)
- High insulation resistance



### Application

- Line protection
- Station protection
- Base stations

### Electrical specifications

Part number	DC Spark-over Voltage <sup>1) 2)</sup>	Maximum Impulse Spark-over Voltage	Service Life <sup>3)</sup>	Insulation resistance	Capacitance	Marking Code
	100V/s	1kv/ $\mu$ s	8/20 $\mu$ s 10times	@ 100V <sub>DC</sub>	@ 1 MHz	
	(V)	(V)	(KA)	(G $\Omega$ )	(pF)	
GDTR3RD8-75	75 $\pm$ 20%	550	10	> 1@50V <sub>DC</sub>	< 1.5	Blue negative
GDTR3RD8-90	90 $\pm$ 20%	550	10	> 1@50V <sub>DC</sub>	< 1.5	Blue negative
GDTR3RD8-150	150 $\pm$ 20%	600	10	> 1	< 1.5	Blue negative
GDTR3RD8-230	230 $\pm$ 20%	600	10	> 1	< 1.5	Blue negative
GDTR3RD8-350	350 $\pm$ 20%	800	10	> 1	< 1.5	Blue negative
GDTR3RD8-420	420 $\pm$ 20%	950	10	> 1	< 1.5	Blue negative
GDTR3RD8-470	470 $\pm$ 20%	1000	10	> 1	< 1.5	Blue negative
GDTR3RD8-600	600 $\pm$ 20%	1100	10	> 1	< 1.5	Blue negative

1) At delivery AQL 0.65 level II, DIN ISO 2859.

2) In ionized mode.

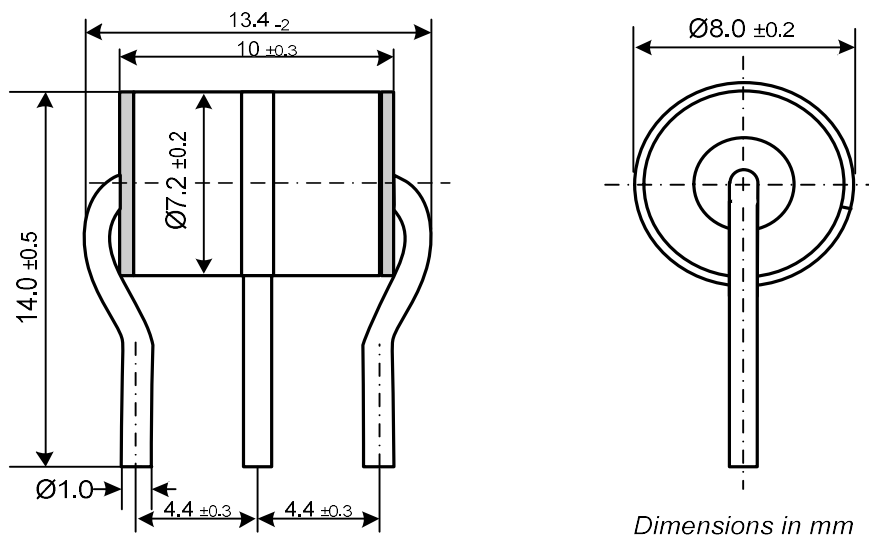
3) Tests according to ITU-T Rec. K. 12 and UL 497B.

Terms and current waveforms in accordance with: ITU-T Rec. K.12; IEC 61643-21 and DIN 57845/VDE0845.

## Thermal Resistances

Symbol	Parameter	Value	Unit
Ts & Tj	Storage & Operating temperature range	-40 to +85	°C

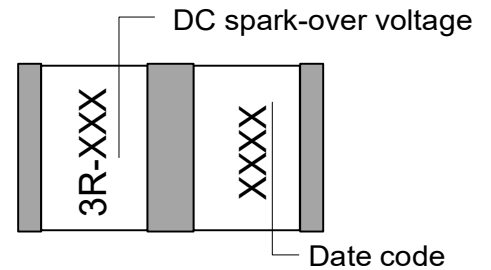
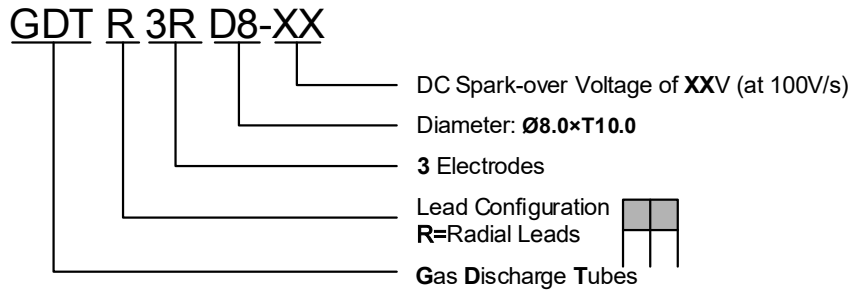
## Dimensional drawing



## Cautions and warnings

- Gas Discharge Tubes must not be operated directly in power supply networks.
- Gas Discharge Tubes may become hot in case of longer periods of current stress (danger of burning).
- Gas Discharge Tubes may be used only within their specified values. In case of overload, the head contacts may fail or the component may be destroyed.
- Damaged Gas Discharge Tubes must not be re-used.
- Operation beyond the rated voltage or current may result in rupture electrical arcing or flame.

## Part Numbering System



## Package Information

Quantity: 100PCS(Plastic box)

## Contact Information

No.1001, Shiwan(7) Road, Pudong District, Shanghai, P.R.China.201207

Tel: 86-21-68969993 Fax: 86-21-50757680 Email: market@way-on.com

WAYON website: <http://www.way-on.com>

For additional information, please contact your local Sales Representative.

**WAYON** ® are registered trademarks of Wayon Corporation.

*Specifications are subject to change without notice.  
 The device characteristics and parameters in this data sheet can and do vary in different applications and actual device performance may vary over time.  
 Users should verify actual device performance in their specific applications.*

单击下面可查看定价，库存，交付和生命周期等信息

[>>WAY-ON\(维安\)](#)