

Gas Discharge Tube

Features

- 2-electrode arrester
- Very small size
- Extremely fast response time
- Stable performance over life
- Extremely low capacitance (<1.0pF)
- High insulation resistance



Application

- Modem
- Splitter
- Base stations
- PCI cards
- Application with limited space

Electrical specifications

Part number	DC Spark-over Voltage ^{1) 2)}	Maximum Impulse Spark-over Voltage	Service Life ³⁾	Insulation resistance	Capacitance	Marking Code
		1kv/ μ s	8/20 μ s 10times	@ 100V _{DC}	@ 1 MHz	
	(V)	(V)	(KA)	(G Ω)	(pF)	
GDTN2RS5C-75	75 \pm 30%	550	5KA	> 10(@ 50V _{DC})	< 1	2R-75
GDTN2RS5C-90	90 \pm 30%	550	5KA	> 10(@ 50V _{DC})	< 1	2R-90
GDTN2RS5C-150	150 \pm 20%	600	5KA	> 10	< 1	2R-150
GDTN2RS5C-230	230 \pm 20%	600	5KA	> 10	< 1	2R-230
GDTN2RS5C-300	300 \pm 20%	700	5KA	> 10	< 1	2R-300
GDTN2RS5C-350	350 \pm 20%	750	5KA	> 10	< 1	2R-350
GDTN2RS5C-400	400 \pm 20%	800	5KA	> 10	< 1	2R-400
GDTN2RS5C-470	470 \pm 20%	800	5KA	> 10	< 1	2R-470
GDTN2RS5C-600	600 \pm 20%	1000	5KA	> 10	< 1	2R-600

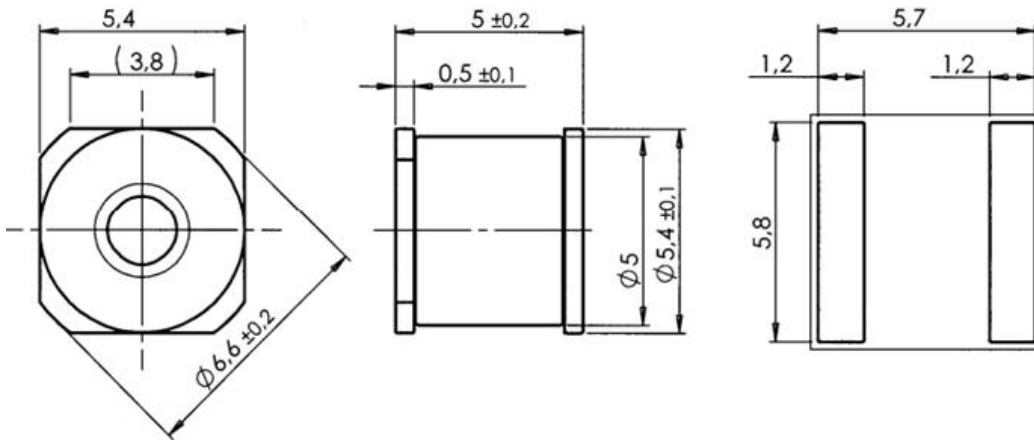
1) At delivery AQL 0.65 level II, DIN ISO 2859.

2) In ionized mode.

3) Tests according to ITU-T Rec. K. 12 and UL 497B.

Terms and current waveforms in accordance with: ITU-T Rec. K.12; IEC 61643-21 and DIN 57845/VDE0845.

Dimensional drawing



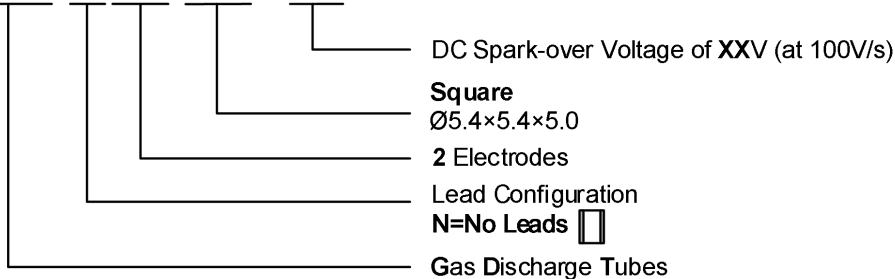
Dimensions in mm

Cautions and warnings

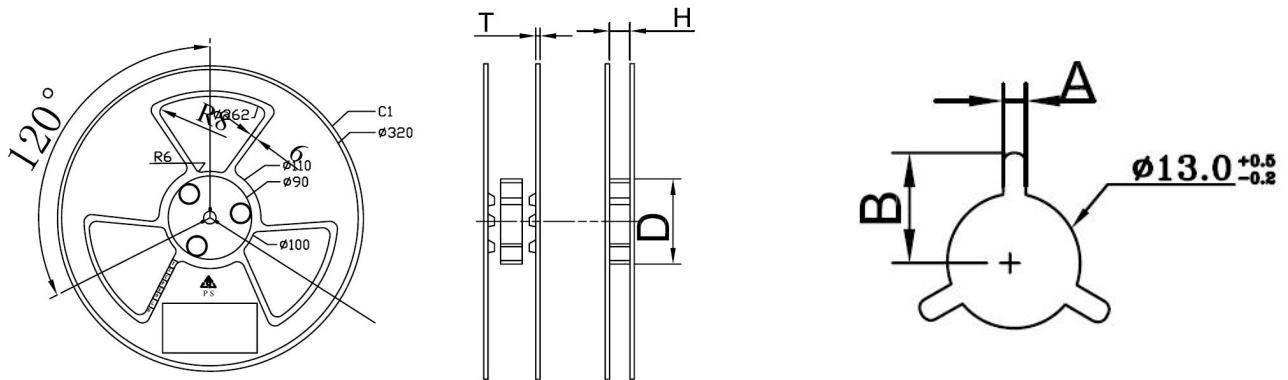
- Surge arresters must not be operated directly in power supply networks.
- Surge arresters may become hot in case of longer periods of current stress (danger of burning).
- Surge arresters may be used only within their specified values. In case of overload, the headcontacts may fail or the component may be destroyed.
- Damaged surge arresters must not be re-used.

Part Numbering System

GDT N 2R S5C- XX

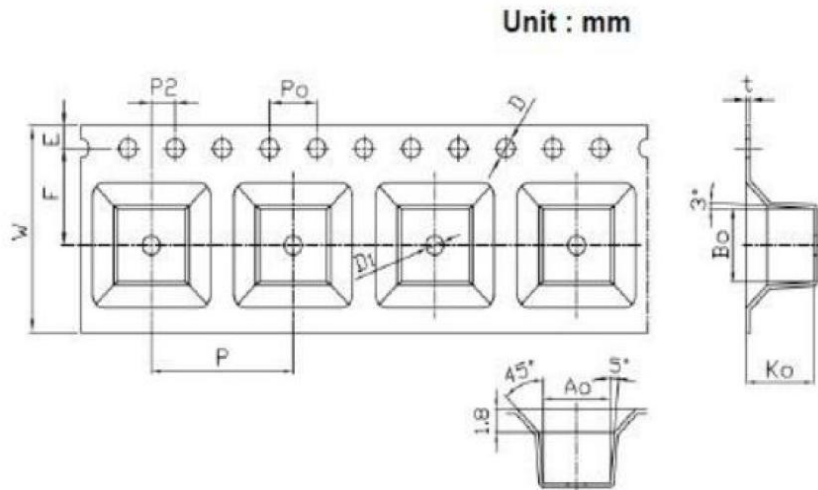


Package Information



C1	A	B	H	T	D	(mm)
330±1	2.3±0.3	10.75±0.2	16.5±0.5	2.0±0.2	φ 100±1	

Undeclared tolerance: ±3mm



W	P	E	F	P2	D	D1	Po	Ao	Bo	Ko	t
16 ±0.3	12 ±0.1	1.75±0.1	7.5 ±0.1	2.0 ±0.1	1.5 ±0.1	1.5 ±0.1	4.0 ±0.1	5.7 ±0.1	5.7 ±0.1	5.7 ±0.1	0.4±0.05

Tape and Reel: 800 pcs/reel .

Contact Information

No.1001, Shiwan(7) Road, Pudong District, Shanghai, P.R.China.201207

Tel: 86-21-68969993 Fax: 86-21-50757680 Email: market@way-on.com

WAYON website: <http://www.way-on.com>

For additional information, please contact your local Sales Representative.

WAYON ® are registered trademarks of Wayon Corporation.

Specifications are subject to change without notice.
 The device characteristics and parameters in this data sheet can and do vary in different applications and actual device performance may vary over time.
 Users should verify actual device performance in their specific applications.

单击下面可查看定价，库存，交付和生命周期等信息

[>>WAY-ON\(维安\)](#)