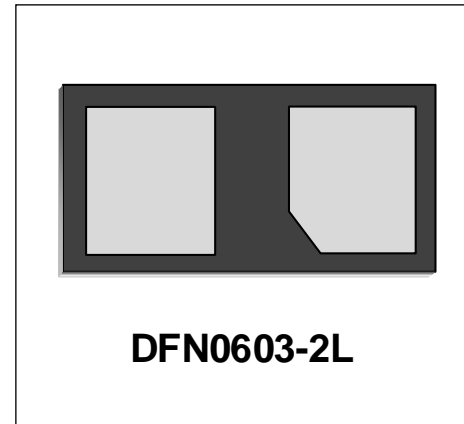


### Features

- Small Body Outline Dimensions
- Bidirectional ESD Protection of one line
- Low Clamping Voltage
- Low Capacitance:3.0 pF
- Working Voltage: 5 V
- Low Leakage Current



### IEC COMPATIBILITY (EN61000-4)

- IEC 61000-4-2 (ESD)  $\pm 22\text{kV}$  (air),  $\pm 20\text{kV}$  (contact)
- IEC 61000-4-4 (EFT) 40A (5/50ns)

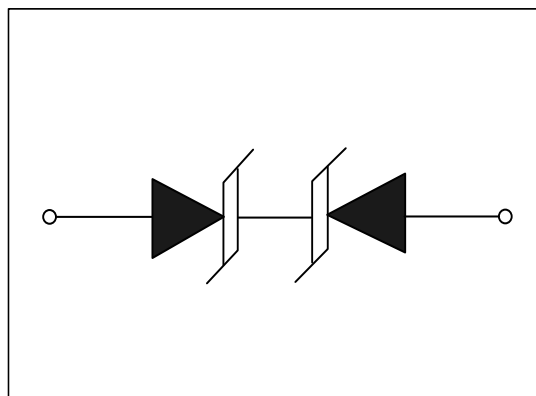
### Mechanical Characteristics

- DFN0603-2L package
- Marking: Marking Code
- Packaging: Tape and Reel per EIA 481
- RoHS Compliant

### Applications

- Cellular handsets and accessories
- Portable electronics
- Communication systems
- Computers and peripherals

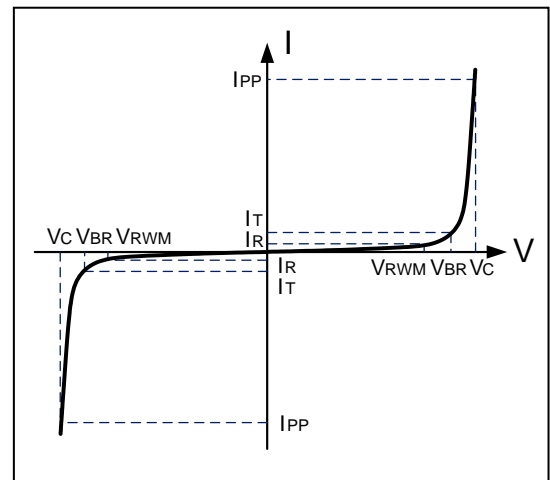
### Schematic & PIN Configuration



Absolute Maximum Rating			
Rating	Symbol	Value	Units
Peak Pulse Power ( $t_p = 8/20\mu s$ )	$P_{PP}$	26	W
Peak Pulse Current ( $t_p = 8/20\mu s$ )	$I_{PP}$	2	A
Operating Temperature	$T_J$	-55 to + 125	$^{\circ}C$
Storage Temperature	$T_{STG}$	-55 to +150	$^{\circ}C$

Electrical Parameters

Symbol	Parameter
$I_{PP}$	Reverse Peak Pulse Current
$V_C$	Clamping Voltage @ $I_{PP}$
$V_{RWM}$	Reverse Stand-Off Voltage
$I_R$	Reverse Leakage Current @ $V_{RWM}$
$V_{BR}$	Breakdown Voltage @ $I_T$
$I_T$	Test Current



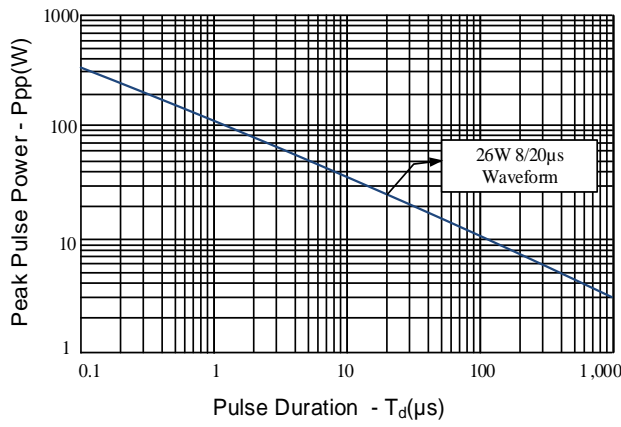
Electrical Characteristics(T=25 $^{\circ}C$  unless otherwise noted)

WE05DLCMS-B						
Parameter	Symbol	Conditions	Minimum	Typical	Maximum	Units
Reverse Stand-Off Voltage	$V_{RWM}$				5	V
Reverse Breakdown Voltage	$V_{BR}$	$I_T=1mA$	6		9	V
Reverse Leakage Current	$I_R$	$V_{RWM}=5V$			100	nA
Clamping Voltage	$V_C$	$I_{PP}=2A, t_p=8/20\mu s$		11	13	V
ESD Clamping Voltage <sup>1</sup>	$V_C$	$I_{PP} = 4A$ $t_p = 0.2/100ns$		9.7		V
ESD Clamping Voltage <sup>1</sup>	$V_C$	$I_{PP} = 16A$ $t_p = 0.2/100ns$		15.5		V
Dynamic Resistance <sup>1,2</sup>	$R_{DYN}$	TLP=0.2/100ns		0.48		$\Omega$
Junction Capacitance	$C_j$	$V_R = 0V, f= 1MHz$		3	3.5	pF

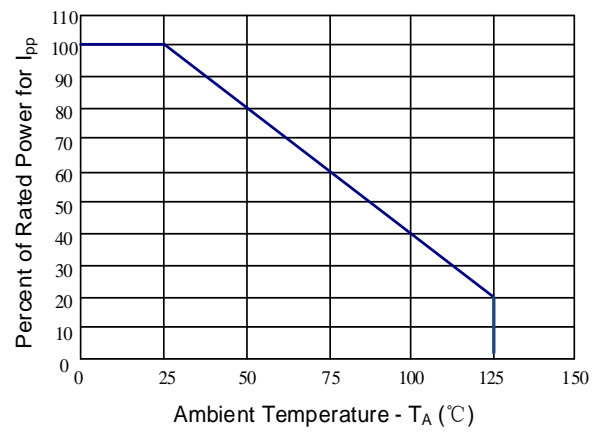
Note: 1、 TLP Setting :  $t_p=100ns, t_r=0.2ns, I_{TLP}$  and  $V_{TLP}$  sample window: $t_1=70ns$  to  $t_2=90ns$ .

2、 Dynamic resistance calculated from  $I_{PP}=4A$  to  $I_{PP}=16A$  using “Best Fit”

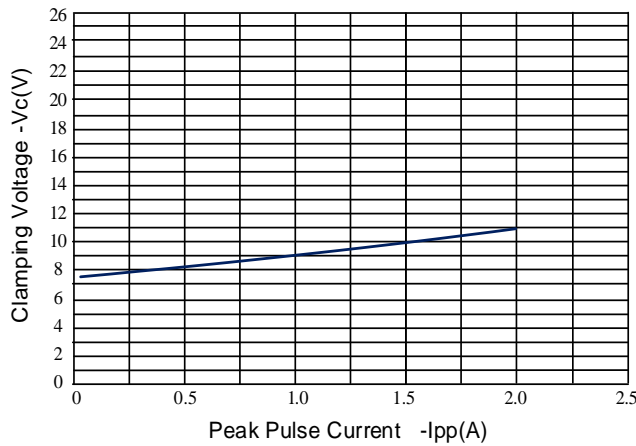
**Figure 1: Peak Pulse Power vs. Pulse Time**



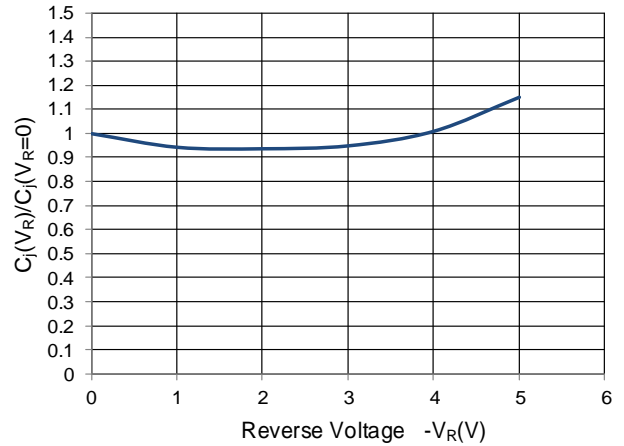
**Figure 2: Power Derating Curve**



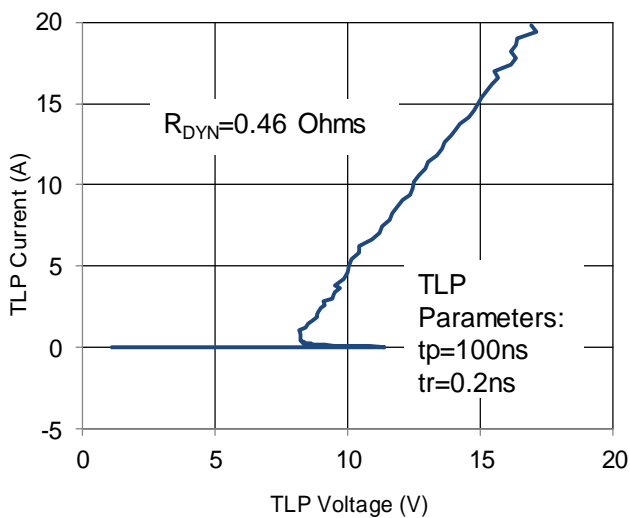
**Figure 3: Clamping Voltage vs. Peak Pulse Current**



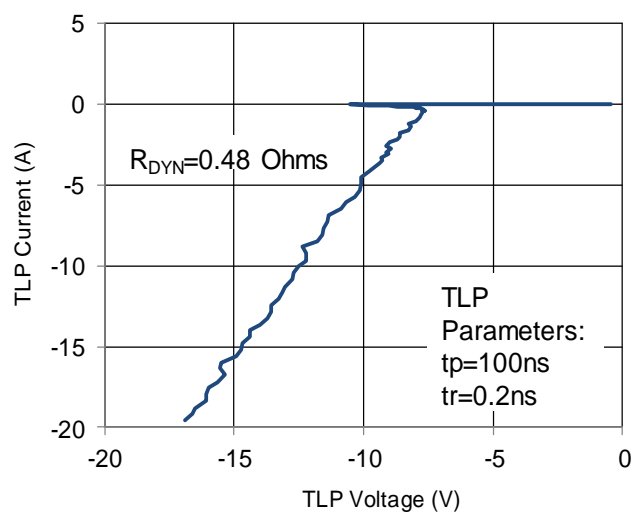
**Figure 4: Normalized Junction Capacitance**



**Figure 5: TLP Positive I-V Curve**

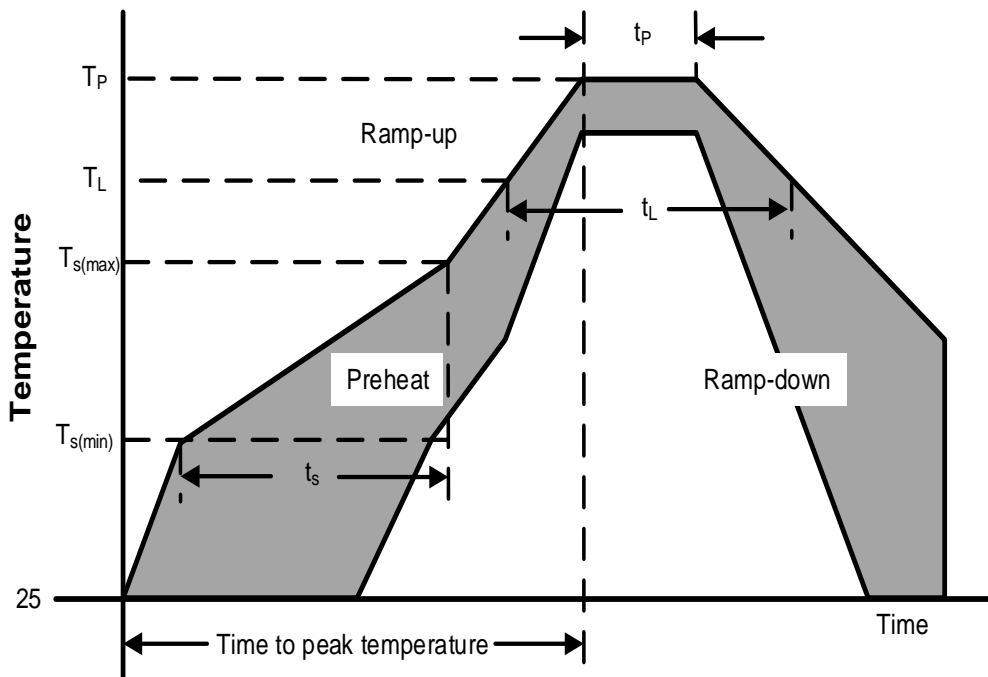


**Figure 6: TLP Negative I-V Curve**



Soldering Parameters

Reflow Condition		Pb – Free assembly
Pre Heat	Temperature Min ( $T_{s(min)}$ )	150°C
	Temperature Max ( $T_{s(max)}$ )	200°C
	Time (min to max) ( $t_s$ )	60 – 190 secs
Average ramp up rate (Liquidus Temp) ( $T_L$ ) to peak		5°C/second max
$T_{s(max)}$ to $T_L$ —Ramp-up Rate		5°C/second max
Reflow	Temperature ( $T_L$ ) (Liquidus)	217°C
	Temperature ( $t_L$ )	60 – 150 seconds
Peak Temperature ( $T_P$ )		260+0/-5 °C
Time within actual peak Temperature ( $t_p$ )		20 – 40 seconds
Ramp-down Rate		5°C/second max
Time 25°C to peak Temperature ( $T_P$ )		8 minutes Max.
Do not exceed		280°C



Outline Drawing –DFN0603-2L

### PACKAGE OUTLINE

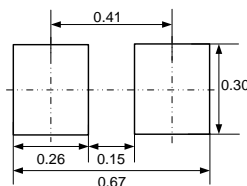
Bottom View                      Top View

Side View

DFN0603-2L

SYMBOL	MILLIMETERS		
	NOM	MIN	MAX
A	--	0.280	0.320
A1	--	--	0.050
D	0.610	0.570	0.630
E	0.310	0.270	0.330
b	0.180	0.155	0.205
L	0.240	0.200	0.260
h	--	0.050	0.100
L1	0.035REF		
L2	0.035REF		
e	0.360BSC		

Land Pattern



Marking Codes

Part Number	Marking Code
WE05DLCMS-B	<p style="font-size: small;">C = Specific Device Code M = Month Code</p>

Package Information

Qty: 15k/Reel

CONTACT INFORMATION

No.1001, Shiwan(7) Road, Pudong District, Shanghai, P.R.China.201207

Tel: 86-21-68969993 Fax: 86-21-50757680 Email: [market@way-on.com](mailto:market@way-on.com)

WAYON website: <http://www.way-on.com>

For additional information, please contact your local Sales Representative.

**WAYON** ® is registered trademark of Wayon Corporation.

Specifications are subject to change without notice.  
The device characteristics and parameters in this data sheet can and do vary in different applications and actual device performance may vary over time.  
Users should verify actual device performance in their specific applications.

单击下面可查看定价，库存，交付和生命周期等信息

[>>WAY-ON\(维安\)](#)