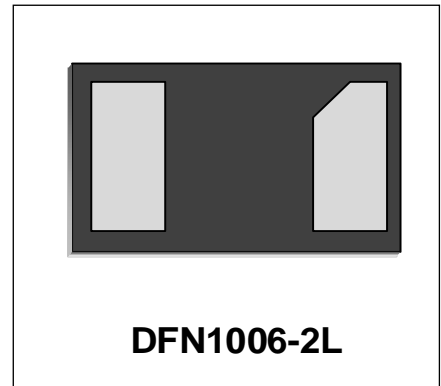


Features

- Small Body Outline Dimensions:
- Protects one I/O or power line
- Low Clamping Voltage
- Working Voltage: 5V
- Low Leakage Current



IEC COMPATIBILITY (EN61000-4)

- IEC 61000-4-2 (ESD) $\pm 30\text{kV}$ (air), $\pm 30\text{kV}$ (contact)
- IEC 61000-4-4 (EFT) 40A (5/50ns)
- IEC 61000-4-5 (Lightning) 19A (8/20 μs)

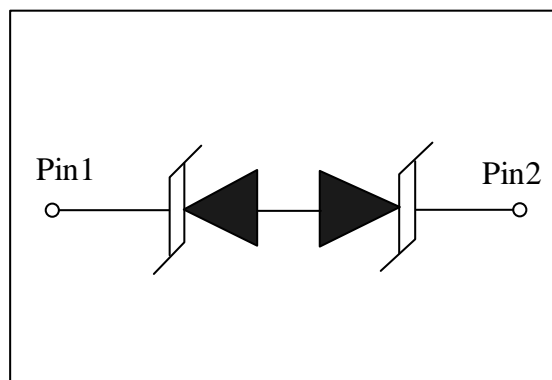
Mechanical Characteristics

- DFN1006-2L package
- Marking: Marking Code
- Packaging: Tape and Reel per EIA 481
- RoHS Compliant & HF
- Device meets MSL1 requirement

Applications

- Laptop Computers
- Cellular Phones
- Digital Cameras
- Personal Digital Assistants (PDAs)

Schematic & PIN Configuration

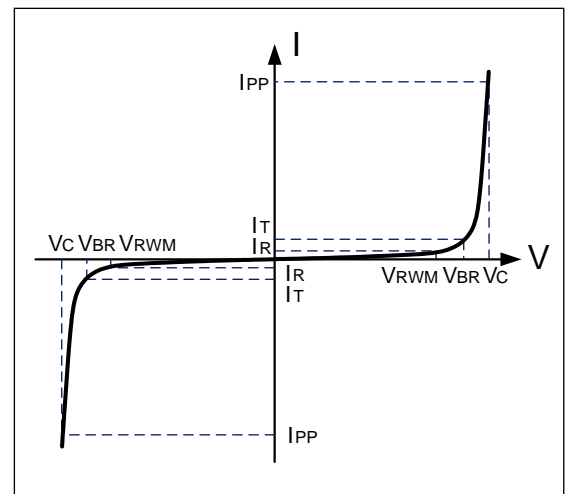


Absolute Maximum Rating

Rating	Symbol	Value	Units
Peak Pulse Power ($t_p = 8/20\mu s$)	P_{PP}	285	Watts
Peak Pulse Current ($t_p = 8/20\mu s$)	I_{PP}	19	A
Operating Temperature	T_J	-55 to + 125	$^{\circ}C$
Storage Temperature	T_{STG}	-55 to +150	$^{\circ}C$

Electrical Parameters

Symbol	Parameter
I_{PP}	Reverse Stand-Off Voltage
V_C	Clamping Voltage @ I_{PP}
V_{RWM}	Reverse Stand-Off Voltage
I_R	Reverse Leakage Current @ V_{RWM}
V_{BR}	Breakdown Voltage @ I_T
I_T	Test Current



Electrical Characteristics(T=25 $^{\circ}C$ unless otherwise noted)

WS05DUCMFH-B						
Parameter	Symbol	Conditions	Minimum	Typical	Maximum	Units
Reverse Stand-Off Voltage	V_{RWM}				5	V
Reverse Breakdown Voltage	V_{BR}	$I_T = 1mA$	6		10	V
Reverse Leakage Current	I_R	$V_{RWM} = 5V$			500	nA
Clamping Voltage	V_C	$I_{PP} = 19A, t_p = 8/20\mu s$		12.5	15	V
Dynamic Resistance ^{1,2}	R_{DYN}	TLP=0.2/100ns		0.24		Ω
ESD Clamping Voltage ¹	V_C	$I_{PP} = 4A$ $t_p = 0.2/100ns$		7.5		V
ESD Clamping Voltage ¹	V_C	$I_{PP} = 16A$ $t_p = 0.2/100ns$		10.5		V
Junction Capacitance	C_j	$V_R = 0V, f = 1MHz$		1	1.5	pF

Note: 1、 TLP Setting : $t_p = 100ns, t_r = 0.2ns, I_{TLP}$ and V_{TLP} sample window: $t_1 = 70ns$ to $t_2 = 90ns$.
 2、 Dynamic resistance calculated from $I_{PP} = 4A$ to $I_{PP} = 16A$ using "Best Fit".

Typical Characteristics

Figure 1: Peak Pulse Power Vs Pulse Time

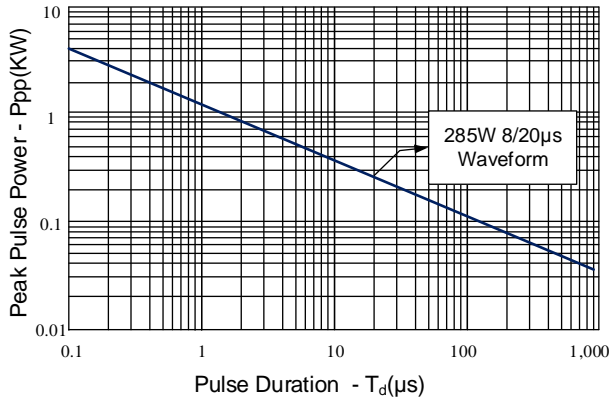


Figure 2: Power Derating Curve

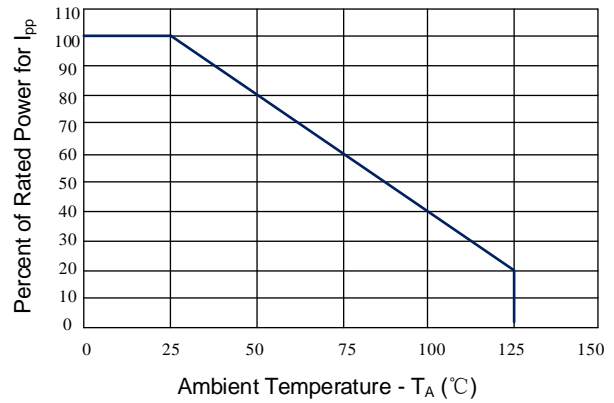


Figure 3: Clamping Voltage vs. Peak Pulse Current

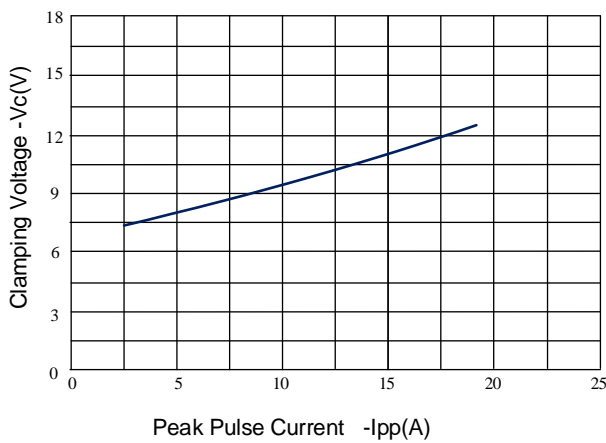


Figure 4: Normalized Junction Capacitance vs. Reverse Voltage

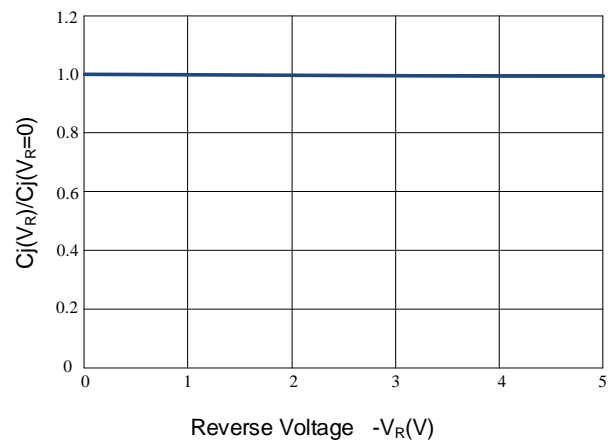


Figure 5: TLP Positive I-V Curve

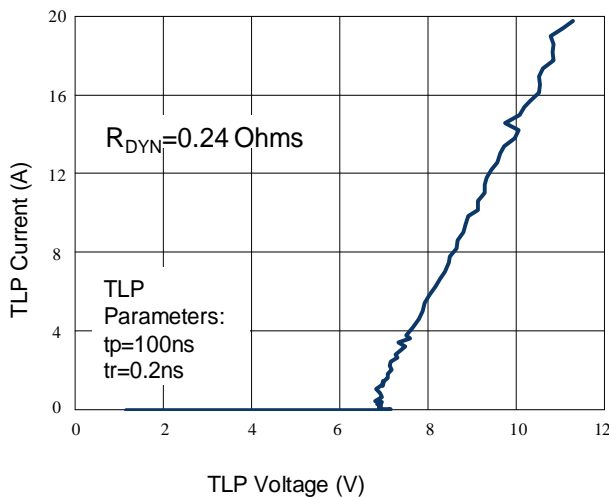
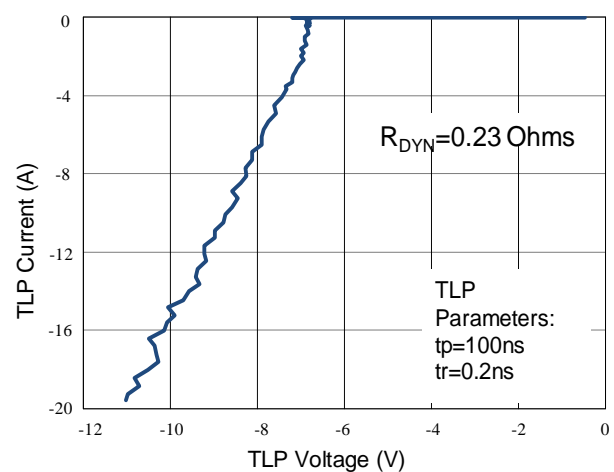
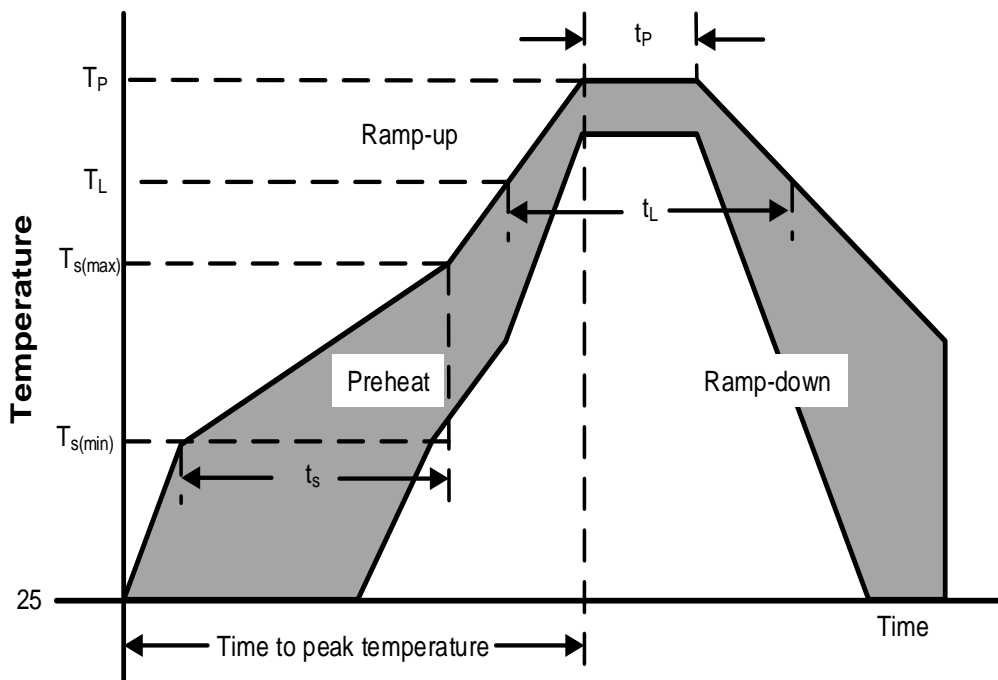


Figure 6: TLP Negative I-V Curve



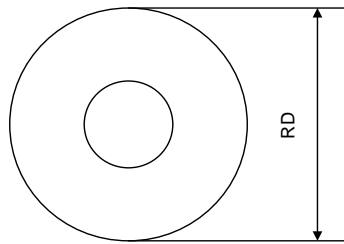
Soldering Parameters

Reflow Condition		Pb – Free assembly
Pre Heat	Temperature Min ($T_{s(min)}$)	150°C
	Temperature Max ($T_{s(max)}$)	200°C
	Time (min to max) (t_s)	60 – 190 secs
Average ramp up rate (Liquidus Temp) (T_L) to peak		5°C/second max
$T_{s(max)}$ to T_L —Ramp-up Rate		5°C/second max
Reflow	Temperature (T_L) (Liquidus)	217°C
	Temperature (t_L)	60 – 150 seconds
Peak Temperature (T_P)		260+0/-5 °C
Time within actual peak Temperature (t_p)		20 – 40 seconds
Ramp-down Rate		5°C/second max
Time 25°C to peak Temperature (T_P)		8 minutes Max.
Do not exceed		280°C

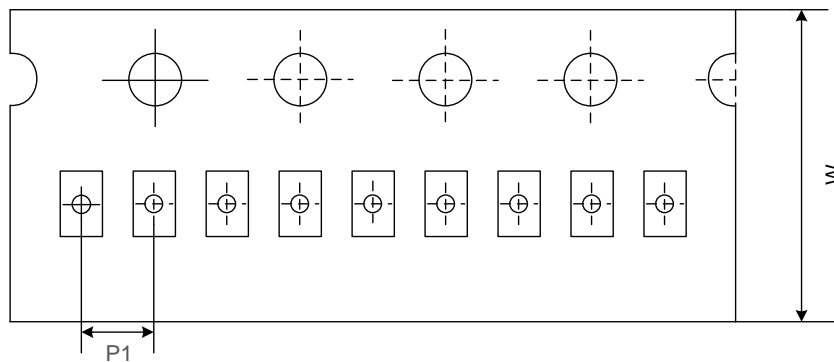


Tape And Reel Information

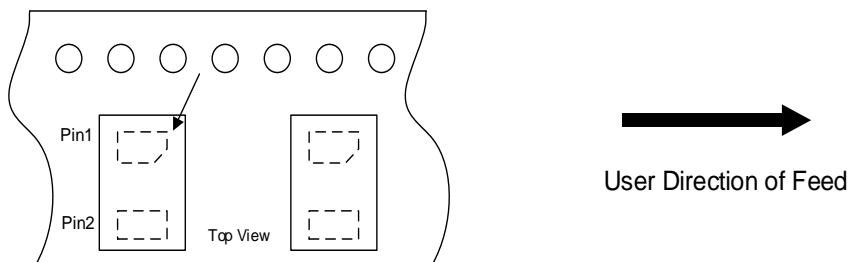
Reel Dimensions



Tape Dimensions



Quadrant Assignments For PIN1 Orientation In Tape



RD	Reel Dimensions	7 inch
W	Overall width of the carrier tape	8 mm
P1	Pitch between successive cavity centers	2mm

Outline Drawing –DFN1006-2L

PACKAGE OUTLINE

DFN1006-2L

SYMBOL	MILLIMETERS		
	NOM	MIN	MAX
A	--	0.35	0.400
A1	--	--	0.050
D	1.020	0.990	1.050
E	0.620	0.590	0.650
b	0.480	0.430	0.530
L	0.220	0.170	0.270
h	0.125	0.075	0.175
L1	0.075REF		
L2	0.070REF		
e	0.650REF		

Land Pattern

Marking Codes

Part Number	Marking Code
WS05DUCMFH-B	<div style="display: flex; align-items: center; justify-content: center;"> 1 <div style="border: 1px solid black; padding: 5px; text-align: center; font-size: 24px; font-weight: bold;">UBX</div> 2 </div> <p style="font-size: 8px; margin-top: 5px;">UB=Specific Device Code X=Month Code</p>

Package Information

Qty: 10k/Reel

CONTACT INFORMATION

No.1001, Shiwan (7) Road, Pudong District, Shanghai, P.R.China.201207

Tel: 86-21-68969993 Fax: 86-21-50757680 Email: market@way-on.com

WAYON website: <http://www.way-on.com>

For additional information, please contact your local Sales Representative.

WAYON® is registered trademark of WAYON Corporation.

Specifications are subject to change without notice.
The device characteristics and parameters in this data sheet can and do vary in different applications and actual device performance may vary over time.
Users should verify actual device performance in their specific applications.

单击下面可查看定价，库存，交付和生命周期等信息

[>>WAY-ON\(维安\)](#)