


Features

- 2-electrode arrester
- Very small size
- Extremely fast response time
- Stable performance over life
- Extremely low capacitance
- High insulation resistance



Application

- Modem
- XDSL-splitter
- Tuner

Electrical specifications

Part number	DC Spark-over Voltage <small>1) 2)</small>	Maximum Impulse Spark-over Voltage	Service Life <small>3)</small>	Insulation resistance	Capacitance	Marking Code
	100V/s	1kv/ μ s	8/20 μ s 10times	@ 100V _{DC}	@ 1 MHz	
	(V)	(V)	(KA)	(G Ω)	(pF)	
GDTA2RD5B-75	75 \pm 20%	550	5	>1@50V _{DC}	< 1.5	Blue negative
GDTA2RD5B-90	90 \pm 20%	600	5	> 1@50V _{DC}	< 1.5	Blue negative
GDTA2RD5B-150	150 \pm 20%	650	5	> 1	< 1.5	Blue negative
GDTA2RD5B-230	230 \pm 20%	700	5	> 1	< 1.5	Blue negative
GDTA2RD5B-300	300 \pm 20%	750	5	> 1	< 1.5	Blue negative
GDTA2RD5B-350	350 \pm 20%	800	5	> 1	< 1.5	Blue negative
GDTA2RD5B-420	420 \pm 20%	850	5	> 1	< 1.5	Blue negative
GDTA2RD5B-470	470 \pm 20%	900	5	> 1	< 1.5	Blue negative
GDTA2RD5B-600	600 \pm 20%	1100	5	> 1	< 1.5	Blue negative
GDTA2RD5B-800	800 \pm 20%	1200	5	> 1	< 1.5	Blue negative
GDTA2RD5B-1000	1000 \pm 20%	1400	5	> 1	< 1.5	Blue negative

1) At delivery AQL 0.65 level II, DIN ISO 2859.

2) In ionized mode.

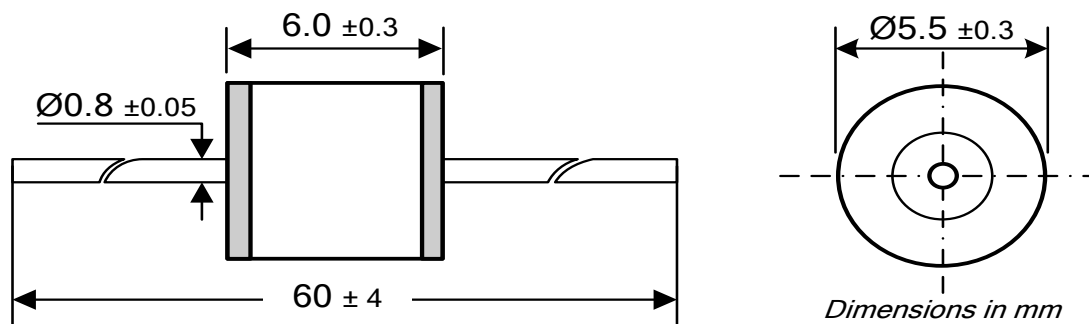
3) Tests according to ITU-T Rec. K. 12 and UL 497B.

Terms and current waveforms in accordance with: ITU-T Rec. K.12; IEC 61643-21 and DIN 57845/VDE0845.

Thermal Resistances

Symbol	Parameter	Value	Unit
Ts & Tj	Storage & Operating temperature range	-40 to +85	°C

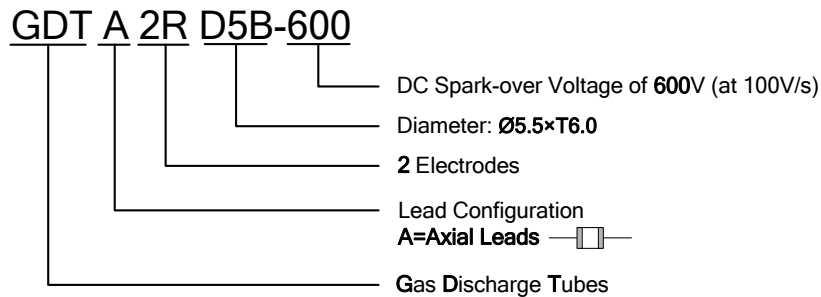
Dimensional drawing



Cautions and warnings

- Gas Discharge Tubes must not be operated directly in power supply networks.
- Gas Discharge Tubes may become hot in case of longer periods of current stress (danger of burning).
- Gas Discharge Tubes may be used only within their specified values. In case of overload, the head contacts may fail or the component may be destroyed.
- Damaged Gas Discharge Tubes must not be re-used.
- Operation beyond the rated voltage or current may result in rupture electrical arcing or flame.

Part Numbering System



Package Information

Quantity:100PCS(Plastic box)


Contact Information

No.1001, Shiwan(7) Road, Pudong District, Shanghai, P.R.China.201207

Tel: 86-21-68969993 Fax: 86-21-50757680 Email: market@way-on.com

WAYON website: <http://www.way-on.com>

For additional information, please contact your local Sales Representative.

WAYON  are registered trademarks of Wayon Corporation.

*Specifications are subject to change without notice.
The device characteristics and parameters in this data sheet can and do vary in different applications and actual device performance may vary over time.
Users should verify actual device performance in their specific applications.*

单击下面可查看定价，库存，交付和生命周期等信息

[>>WAY-ON\(维安\)](#)